

Volatility and dividend risk in perpetual American options

Miquel Montero

Departament de Física Fonamental, Universitat de Barcelona,
Diagonal 647, E-08028 Barcelona, Spain.

E-mail: miquel.montero@ub.edu

Abstract. American options are financial instruments that can be exercised at any time before expiration. In this paper we study the problem of pricing this kind of derivatives within a framework in which some of the properties —volatility and dividend policy— of the underlying stock can change at a random instant of time, but in such a way that we can forecast the final conditions. These peculiar assumptions can still model some actual market conditions: some hypothetical but relevant facts may have sharp predictable consequences on a firm. We will show the effects of this potential risk on perpetual American derivatives, a topic connected with a wide class of recurrent problems in physics: holders of American options must look for the fair price and the optimal exercise strategy at once, a typical question of free absorbing boundaries. We present explicit solutions to the most common contract specifications and derive analytical expressions concerning the mean and higher moments of the exercise time.

PACS numbers: 89.65.Gh, 02.50.Ey, 05.40.Jc

1. Introduction

Pricing financial derivatives is a main subject in mathematical finance with clear implications in physics. In 1900, five years before Einstein's classic paper, Bachelier [1] proposed the *arithmetic* Brownian motion for the dynamical evolution of stock prices with the aim of obtaining a formula for option valuation. Samuelson [2] noticed the structural failure of Bachelier's market model: it allowed negative values for the stock price, what led to undesired consequences in option prices. For correcting these unwanted features he introduced the *geometric* Brownian motion. Within his log-normal model, Samuelson obtained the fair price for perpetual options, although he was unable to find a general solution for expiring contracts. The answer to this question must wait until the publication of the works of Black and Scholes [3], and Merton [4]. The celebrated Black-Scholes formula has been broadly used by practitioners since then, mainly due to its unambiguous interpretation and mathematical simplicity.

It is well established, however, that this model fails to fit some features of actual derivatives. In particular, there is solid evidence pointing to the necessity of relaxing the

assumption, present in the Black-Scholes model, that a constant volatility parameter drives the stock price. Many models have been developed with the purpose of avoiding this restrictive condition: in Merton [5] volatility was a deterministic function of time, in Cox and Ross [6] was stock-dependent, Hull and White [7] proposed a model where the squared volatility also follows a log-normal diffusion equation, Wiggins [8] considered underlying and volatility as a two-dimensional system of correlated log-normal random processes, in Scott [9], and also in Stein and Stein [10], the instantaneous volatility follows a mean-reverting arithmetic Ornstein-Uhlenbeck process, and Heston [11] introduced correlation in the preceding model, just to name a few.

Another standard limitation of the Black-Scholes formula is that it is restricted to European derivatives: the option can be exercised at maturity only. However, most of the exchange-traded options are American: they can be exercised anytime during the life of the contract. Once again there is a clear connection with typical problems in physics: the earliest analysis of the issue of pricing American derivatives was formulated by McKean [12] as a free boundary problem for the heat equation. Kim [13] provided an integral representation of the option price but, unfortunately, we have nowadays no explicit expression for the American counterpart of the Black-Scholes formula. The kernel of the problem is that, in general, the optimal exercise boundary is implicitly defined by the integral equation that determines the price of the option. Only under certain circumstances closed expressions for American option values do exist: e.g. in the case in which the properties of the derivative lead to a constant early exercise price, as in Rubinstein and Reiner [14], or when the option is perpetual, as in Kim [13], and also in Elliott and Chan [15], where the stock is driven by a fractional Brownian motion. In the most general scenario analytical or numerical approximate methods must be used instead —see, for instance, Barone-Adesi and Whaley [16], Broadie and Detemple [17], Ju [18], Broadie *et al* [19], and references therein as well.

In this article we will generalize a market model first introduced by Herzel [20] as a simplified version of Naik's work. Naik [21] developed a model in which the volatility can take only two known values, and the market switches back and forth between them in a random way. Herzel let the volatility jump at most once: a suitable way for encoding a market that may undergo a severe change in volatility only if some forthcoming event takes place. Herzel formally solved the problem of pricing European options if the market price of volatility risk was constant. The problem was revisited in [22], where different risk premiums were considered and some explicit solutions were found. Here we will tackle the problem of pricing perpetual American options within a framework where volatility but also dividend rate may perform a single transition at some instant in the future.

The paper is structured as follows: In section 2 we present the market model and its general properties. In section 3 we introduce the concept of financial derivative, and explore the links between finance and physics in the context of American derivatives. Section 4 is devoted to the subject of pricing perpetual American options: we stress the financial interest of these ideal derivatives and emphasize the potentials of the analytical

expressions found. In section 5 we show some illustrative examples and discuss their implications. Conclusions are drawn in section 6, and the paper ends with an appendix where we revisit the problem with a different approach.

2. The market model

Let us begin with the general description of our set-up. We will consider a financial market where the non-deterministic stock S is traded. The evolution of the price of this stock, assuming that $S = S(t_0)$ at $t = t_0$, is the following:

$$S(t) = S(t_0) + \int_{t_0}^t \mu(t')S(t')dt' + \int_{t_0}^t \sigma(t')S(t')dW(t' - t_0),$$

where $W(t)$ is a Wiener process, a one dimensional Brownian motion with zero mean and variance equal to t . The drift, μ , and the volatility, σ , are stochastic quantities whose initial value are μ_a and σ_a . After t_0 they may simultaneously change to different fixed values, μ_b and σ_b , but such a transition can take place only once in a lifetime:

$$\mu(t) = \mu_a \mathbf{1}_{t \leq \tau} + \mu_b \mathbf{1}_{t > \tau},$$

$$\sigma(t) = \sigma_a \mathbf{1}_{t \leq \tau} + \sigma_b \mathbf{1}_{t > \tau}.$$

Throughout the text $\mathbf{1}_{\{\cdot\}}$ will denote the indicator function, which assigns the value 1 to a true statement, and the value 0 to a false statement. Note that if $\sigma_a \neq \sigma_b$, we will have a market model with stochastic volatility. The case in which $\mu_a \neq \mu_b$ has in principle a more flexible interpretation, although we will concentrate our attention in the existence of two different (continuous in time) dividend pay-off regimes:

$$\delta(t) = \delta_a \mathbf{1}_{t \leq \tau} + \delta_b \mathbf{1}_{t > \tau}.$$

These magnitudes are stochastic because the instant $\tau > t_0$ in which the transition occurs is a random variable. We will assume that τ follows an exponential law:

$$\mathbb{P}\{t_0 < \tau \leq t | \mathcal{F}(t)\} = 1 - e^{-\lambda(t-t_0)}. \quad (1)$$

Note that (1) identifies λ as the inverse of the mean value of the transition waiting time interval $\tau - t_0$, $\mathbb{E}[\tau - t_0 | \mathcal{F}(t_0)] = \lambda^{-1}$. In the previous expressions and hereafter $\mathcal{F}(t)$ represents *all* the available information at time t .

The asset behaviour may be easily visualized when we express it in terms of returns, $R(t; t_0) \equiv \log(S(t)/S(t_0))$, instead of spot prices. The return will follow a drifted Wiener process with parameters (μ_a, σ_a) up to time τ . After that time the initial Brownian motion freezes and a second drifted Wiener process drives the subsequent evolution of the return:

$$R(t; t_0) = R_a(\min(t, \tau); t_0) + R_b(\max(t, \tau); \tau),$$

with $R_{a,b}(t; t') = \sigma_{a,b}W_{a,b}(t - t') + \tilde{\theta}_{a,b}(t - t')$, and $\tilde{\theta}_{a,b} = \mu_{a,b} - \sigma_{a,b}^2/2$.

In the most common situation the stock S and its derivatives, contracts whose price depends upon the value of this underlying, are the only securities affected by the actual

value of τ . When part of the risk is not directly traded in the market, the market may be incomplete: we will not be able to reproduce the behaviour of some assets by means of a *replicating* portfolio. In our case, if we want to hedge the market exposure of derivatives to volatility or dividend risk we must also include in the portfolio *secondary derivatives*, derivatives with the same underlying stock but different contract specifications. The immediate consequence of such constraint is that the risk premium coming from τ is arbitrary to a certain extent, because investors can evaluate it on the basis of their own perceptions. We will avoid entering into the discussion of the financial consequences of this arbitrariness now: we leave it to the appendix, where the hedging-portfolio approach is taken. The most relevant point here is that we can use (1) to define a risk-neutral measure for S ,

$$\begin{aligned} \mathbb{P}\{s < S(t) \leq s + ds | \mathcal{F}(t_0)\} &= \left\{ \frac{e^{-\lambda(t-t_0)}}{s \sqrt{2\pi\sigma_a^2(t-t_0)}} e^{-\frac{[\log(s/S(t_0)) - \theta_a(t-t_0)]^2}{2\sigma_a^2(t-t_0)}} \right. \\ &\quad \left. + \int_0^{t-t_0} du \frac{\lambda e^{-\lambda u}}{s \sqrt{2\pi\bar{\sigma}^2(u, t-t_0)(t-t_0)}} e^{-\frac{[\log(s/S(t_0)) - \bar{\theta}(u, t-t_0)(t-t_0)]^2}{2\bar{\sigma}^2(u, t-t_0)(t-t_0)}} \right\} ds, \end{aligned}$$

where we have introduced some quantities depending on the risk-free interest rate r , the volatilities $\sigma_{a,b}$, and the dividend pay-offs $\delta_{a,b}$:

$$\begin{aligned} \theta_{a,b} &= r - \delta_{a,b} - \sigma_{a,b}^2/2, \\ \bar{\theta}(u, v) &= \frac{\theta_a u + \theta_b(v-u)}{v} \text{ and} \\ \bar{\sigma}^2(u, v) &= \frac{\sigma_a^2 u + \sigma_b^2(v-u)}{v}. \end{aligned}$$

The use of this measure guarantees that

$$F(t) = e^{-\int_{t_0}^t (r-\delta)dt'} S(t) \quad (2)$$

fulfils

$$\mathbb{E}[F(t) | \mathcal{F}(t_0)] = F(t_0) = S(t_0). \quad (3)$$

Note that physical and risk-free measures coincide when $\tilde{\theta}_{a,b} = \theta_{a,b}$.

3. American option as a first passage problem

Options are contracts between two parties, sold by one party to another, that give the buyer the right, but not the obligation, to buy (call) or sell (put) shares of the underlying stock at some prearranged price, the *strike* price K , within a certain period or on a specific date, the maturity or expiration time T . Sometimes K is a parameter but in general, depending on the contract specifications, it will be a function involving some other constants:

$$K^\pm = S(t) \mp X_0 \mathbf{1}_{S(t) \gtrless K_0}. \quad (4)$$

We will use the generic sign \mathbb{K} as a shorthand for all the contract parameters. As a consequence of their privileged position, option holders will only exercise their rights if

they obtain a net benefit. In other words, we can see options as contingent claims with their present value determined by the discounted value of the expected profit under our risk-neutral measure:

$$P(t_0, S(t_0); \mathbb{K}) = \mathbb{E}[X(S(t^*); \mathbb{K})e^{-r(t^*-t_0)} | \mathcal{F}(t_0)],$$

where $X(S(t); \mathbb{K})$ is the pay-off function and t^* is the actual exercise time.

The notation we use in the definition of the pay-off function is not incidental. We will concentrate our attention on those contracts for which the pay-off is a function of the current value of the asset, like in the case of vanilla calls (+) and puts (-) where

$$X^\pm(S; K, T) = \max(\pm(S - K), 0)\mathbf{1}_{t \leq T}, \quad (5)$$

and K is constant. Another typical pay-off is

$$X^\pm(S; K_0, T) = X_0 \mathbf{1}_{S \gtrless K_0} \mathbf{1}_{t \leq T}. \quad (6)$$

We can derive this pay-off from (4) and (5): it corresponds to binary or digital options. For the sake of simplicity we will set $X_0 = 1$ hereafter. Vanilla and binary options will be the only instances we will study in practice, although some other contracts may fit our requirements. Note that this is not the case of any exotic derivative whose pay-off depends on the past path of the stock, like in Asian options, Lookback options or *knock-out* options.

When the option can be exercised at the end of the contract lifetime T only, the exercise time is deterministic, and the option is said to be European. If the option can be exercised at any time before expiration it is called American, and t^* becomes an stochastic magnitude as well. Note that the contract is always worthless after maturity: the option buyer must decide under which conditions the option can be optimally exercised before this deadline. The decision will finally depend on the present value of stock price $S(t)$ and the time to expiration, $T - t$. The problem is thus in essence a typical problem of first-passage time: we must determine at what time the process $S(t)$ will touch the boundary $H(t)$. In financial language, $H(t)$ is named the optimal exercise boundary, the stock price above (below) which it is better to exercise the call (put) than to keep the option alive. We will define the exercise time $t^\pm(t_0)$ as the first time the underlying crosses the threshold given that at present time, t_0 , the spot price of the asset lies in the proper side of the boundary:

$$t^\pm(t_0) = \min \{t > t_0; S(t) \gtrless H(t) | S(t_0) \leqslant H(t_0)\}. \quad (7)$$

The optimal strategy for choosing the boundary function derives from the following constraint: the investor must settle $H(t)$ in such a way that the value of the alive option equals the pay-off of the contingent claim in the optimal exercise price,

$$P^\pm(t, S = H; \mathbb{K}) = X^\pm(H; \mathbb{K}). \quad (8)$$

The condition must be fulfilled in a smooth way as well, the smooth pasting condition [2, 4, 23]:

$$\left. \frac{\partial P^\pm(t, S; \mathbb{K})}{\partial S} \right|_{S=H} = \left. \frac{\partial X^\pm(S; \mathbb{K})}{\partial S} \right|_{S=H}, \quad (9)$$

in the case in which the right-hand side of the previous expression does exist. That is, the option price must be continuous with continuous derivative in the asset price when it crosses the boundary. In conclusion, the investor must compute function $H(t)$ at the same time he or she evaluates the option price.

4. Perpetual American options

We analyse now the problem of valuating perpetual American options, i.e. when we have $T - t_0 \rightarrow \infty$. It can be objected that perpetual American options have a limited practical interest since, in general, actual derivatives expire. In this sense, one can argue that they represent the limiting value of a far from maturity contract, and therefore they may help in the pricing process if the theoretical price cannot be computed [16]. On the other hand, the existence of a fixed expiration time is a feature which is not shared by systems coming from other branches of science. The results we introduce in this section may be thus of interest in different fields. We will stress this interpretation later.

The major simplification that perpetual American options bring is that the value of the boundary must be constant, $H = H_0$, given that the problem is stationary. Then, since the process $S(t)$ is continuous, we will have:

$$\begin{aligned} P^\pm(t_0, S_0; \mathbb{K}) &= \mathbb{E}[X^\pm(S(t); \mathbb{K})e^{-r(t_0^\pm - t_0)} | \mathcal{F}(t_0)] \\ &= X^\pm(H_0; \mathbb{K})\mathbb{E}[e^{-r(t_0^\pm - t_0)} | \mathcal{F}(t_0)], \end{aligned}$$

with $t_0^\pm = t^\pm(t_0)$ and $S_0 = S(t_0)$. This means that we can take the price of a binary option as the basic building block in the search for new solutions

$$D^\pm(t_0, S_0; H_0) = \mathbb{E}[e^{-r(t_0^\pm - t_0)} | \mathcal{F}(t_0)], \quad (10)$$

where we have to set $H_0 = K_0$ since there is no financial reason for holding the option alive once we are in the bonus region. Here it is interesting to note that the magnitude we must compute for obtaining the price of the option is nothing but a typical moment-generating function of the first-passage time interval $(t_0^\pm - t_0)$:

$$\mathbb{E}[(t_0^\pm - t_0)^n | \mathcal{F}(t_0)] = (-1)^n \frac{\partial^n}{\partial r^n} \mathbb{E}[e^{-r(t_0^\pm - t_0)} | \mathcal{F}(t_0)] \Big|_{r=0}, \quad (n > 0). \quad (11)$$

In order to conserve this extra functionality in the output of the problem under analysis, we will keep θ_a and θ_b unexplicated as much as we can. In this way, we can turn risk-neutral results into physical results merely by replacing $\theta_{a,b}$ with $\tilde{\theta}_{a,b}$.

4.1. The constant case

Let us consider the case in which drift and volatility are constant in the first place. For $\bar{\theta} = \theta_{a,b}$ and $\bar{\sigma} = \sigma_{a,b}$ the probability density function (pdf) of t_0^\pm can be obtained by invoking the reflection principle of the Brownian motion:

$$\begin{aligned} \mathbb{P}\{t < t_0^\pm \leq t + dt | \mathcal{F}(t_0)\} &= \\ \psi_{a,b}^\pm(t; t_0, S_0, H_0)dt &= \frac{\pm x_0}{\sqrt{2\pi\sigma_{a,b}^2(t - t_0)^3}} e^{-\frac{(x_0 - \theta_{a,b}(t - t_0))^2}{2\sigma_{a,b}^2(t - t_0)}} dt, \end{aligned}$$

where $x_0 = \log(H_0/S_0)$. Under this assumption, the value of (10) is well known [16, 24]:

$$\mathbb{E}[e^{-r(t_0^\pm - t_0)} | \mathcal{F}(t_0)] = \mathbb{E}_{a,b}[e^{-r(t_0^\pm - t_0)} | \mathcal{F}(t_0)] = \left(\frac{S_0}{H_0}\right)^{\beta_{a,b}^\pm}. \quad (12)$$

Here, with $\mathbb{E}_{a,b}[\cdot | \mathcal{F}(t_0)]$ we mean that we are using $\psi_{a,b}^\pm(t; t_0, S_0, H_0)$ in the computation of expected values. We have also introduced constants $\beta_{a,b}^\pm$,

$$\beta_{a,b}^\pm = \frac{1}{\sigma_{a,b}^2} \left(-\theta_{a,b} \pm \sqrt{\theta_{a,b}^2 + 2r\sigma_{a,b}^2} \right), \quad (13)$$

which differentiate the overall properties of calls and puts since $\beta_{a,b}^\pm \geq 0$ [16]. Note that we must eventually recover (12) with β_a^\pm (β_b^\pm) for the limiting case $\lambda \rightarrow 0$ ($\lambda \rightarrow \infty$). When the pay-off is (5) we will have a perpetual American vanilla option:

$$V_a^\pm(t_0, S_0; K) = \pm(H_0 - K) \left(\frac{S_0}{H_0}\right)^{\beta_a^\pm}.$$

The value of H_0 shall be obtained by demanding smoothness of the solution, recall (9), what implies here that

$$\left. \frac{\partial V_a^\pm(t, S; K)}{\partial S} \right|_{S=H_0} = \pm 1,$$

and therefore [16]:

$$H_0 = \frac{\beta_a^\pm}{\beta_a^\pm - 1} K.$$

For put options we have guaranteed $0 < H_0 < K$ because $\beta_a^- < 0$. For call options it can be proved that $\beta_a^+ \geq 1$, and therefore we will have $H_0 > K$. In fact, for $\beta_a^+ = 1$, or what is the same, for $\theta_a = r - \sigma_a^2/2$, the value of H_0 diverges: there is no optimal boundary, the option is never exercised and, as a consequence, it must quote as its underlying stock, $V_a^+(t, S(t)) = S(t)$. Thus, if the volatility is constant and the stock pays no dividend, only American puts are meaningful. For them we will have $\beta_a^- = -2r/\sigma_a^2$, and therefore

$$V_a^-(t_0, S_0; K) = \frac{\sigma_a^2 S_0}{2r} \left(\frac{H_0}{S_0}\right)^{1 + \frac{2r}{\sigma_a^2}},$$

with

$$H_0 = \frac{K}{1 + \frac{\sigma_a^2}{2r}}.$$

4.2. The general case

We will now return to the most general case with the previous results in mind. We can split (10) into two terms, the first one will count the realizations of the process that reach exercise price *before* the change in the dynamics, and the second one collects those for which the optimal boundary is hit *after* the transition:

$$\begin{aligned} \mathbb{E}[e^{-r(t_0^\pm - t_0)} | \mathcal{F}(t_0)] &= \mathbb{E}[e^{-r(t_0^\pm - t_0)} \mathbf{1}_{t_0^\pm \leq \tau} | \mathcal{F}(t_0)] \\ &\quad + \mathbb{E}[e^{-r(t_0^\pm - t_0)} \mathbf{1}_{t_0^\pm > \tau} | \mathcal{F}(t_0)]. \end{aligned} \quad (14)$$

The first term can be reduced to:

$$\mathbb{E}[e^{-r(t_0^\pm - t_0)} \mathbf{1}_{t_0^\pm \leq \tau} | \mathcal{F}(t_0)] = \mathbb{E}_a[e^{-(r+\lambda)(t_0^\pm - t_0)} | \mathcal{F}(t_0)],$$

because

$$\mathbb{E}[\mathbf{1}_{t_0^\pm \leq \tau} | \mathcal{F}(t_0^\pm)] = 1 - \mathbb{P}\{\tau < t_0^\pm | \mathcal{F}(t_0^\pm)\} = e^{-\lambda(t_0^\pm - t_0)},$$

and the pdf of t_0^\pm is $\psi_a^\pm(t; t_0, S_0, H_0)$, provided that $t_0^\pm \leq \tau$. Therefore, we can adapt the result in (12) in order to obtain

$$\mathbb{E}_a[e^{-(r+\lambda)(t_0^\pm - t_0)} | \mathcal{F}(t_0)] = \left(\frac{S_0}{H_0} \right)^{\gamma_a^\pm},$$

where we have introduced γ_a^\pm which depends on λ :

$$\gamma_a^\pm = \frac{1}{\sigma_a^2} \left(-\theta_a \pm \sqrt{\theta_a^2 + 2(r+\lambda)\sigma_a^2} \right). \quad (15)$$

The computation of the second term in (14) is cumbersome. We will address a simpler problem in the first place, the calculation of $\mathbb{E}[e^{-r(t_0^\pm - t_0)} \mathbf{1}_{t_0^\pm > \tau} | \mathcal{F}(\tau)]$, and after that we will recover the true expression thanks to the following identity:

$$\mathbb{E}[e^{-r(t_0^\pm - t_0)} \mathbf{1}_{t_0^\pm > \tau} | \mathcal{F}(t_0)] = \mathbb{E} \left[\mathbb{E}[e^{-r(t_0^\pm - t_0)} \mathbf{1}_{t_0^\pm > \tau} | \mathcal{F}(\tau)] \middle| \mathcal{F}(t_0) \right]. \quad (16)$$

In order to compute $\mathbb{E}[e^{-r(t_0^\pm - t_0)} \mathbf{1}_{t_0^\pm > \tau} | \mathcal{F}(\tau)]$ we must take into account that the indicator selects those trajectories for which $\widehat{S}^+(t) = \max_{t_0 \leq t' \leq t} S(t')$, the maximum value of the process, or $\widehat{S}^-(t) = \min_{t_0 \leq t' \leq t} S(t')$, its minimum value, has not met the optimal boundary at or before τ : $\widehat{S}^\pm(\tau) \leq H_0$. In this case the problem of finding the passage time renews:

$$\begin{aligned} \mathbb{E}[e^{-r(t_0^\pm - t_0)} \mathbf{1}_{t_0^\pm > \tau} | \mathcal{F}(\tau)] &= \\ e^{-r(\tau - t_0)} \mathbb{E}[e^{-r(t^\pm(\tau) - \tau)} | \mathcal{F}(\tau)] \mathbf{1}_{\widehat{S}^\pm(\tau) \leq H_0}, \end{aligned} \quad (17)$$

where the definition of $t^\pm(\tau)$ follows from (7).

The expected value in the right-hand side of (17) is straightforward —cf (12):

$$\mathbb{E}[e^{-r(t^\pm(\tau) - \tau)} | \mathcal{F}(\tau)] = \mathbb{E}_b[e^{-r(t^\pm(\tau) - \tau)} | \mathcal{F}(\tau)] = \left(\frac{S(\tau)}{H_0} \right)^{\beta_b^\pm}.$$

Therefore, we have to obtain the probability density function of $S(\tau)$, $S(\tau) = S_0 e^{R(\tau; t_0)}$, under the restriction $\widehat{S}^\pm(\tau) \leq H_0$, in order to complete the computation of (16). Note that, under the risk-neutral measure, we can express the return up to time τ as $R(\tau; t_0) = \pm \sigma_a \widetilde{W}_a^\pm(\tau; t_0)$, with

$$\widetilde{W}_a^\pm(t; t_0) = \pm \left[W_a(t - t_0) + \frac{\theta_a}{\sigma_a}(t - t_0) \right],$$

a Wiener process with a drift. In these terms both conditions $\widehat{S}^\pm(\tau) \leq H_0$ are equivalent to demand that the maximum of the Wiener process $\widetilde{M}_a^\pm(\tau; t_0)$ fulfils

$$\widetilde{M}_a^\pm(\tau; t_0) = \max_{t_0 \leq t' \leq \tau} \widetilde{W}_a^\pm(t'; t_0) < \pm \frac{x_0}{\sigma_a}.$$

Thus, we have to compute the joint probability density function $\phi_a^\pm(m, w, t, t')$ of the two random processes,

$$\begin{aligned} & \mathbb{P}\{m < \widetilde{M}_a^\pm(t; t') \leq m + dm, w < \widetilde{W}_a^\pm(t; t') \leq w + dw\} \\ & = \phi_a^\pm(m, w, t, t') dm dw, \end{aligned}$$

which reads:

$$\begin{aligned} \phi_a^\pm(m, w, t, t') &= \\ & \frac{2(2m - w)}{\sqrt{2\pi}(t - t')^3} \exp \left\{ -\frac{(2m - w)^2}{2(t - t')} \pm \frac{\theta_a}{\sigma_a} w - \frac{\theta_a^2}{2\sigma_a^2}(t - t') \right\}. \end{aligned}$$

Therefore

$$\mathbb{E}[e^{-r(t^\pm - t_0)} \mathbf{1}_{t_0^\pm > \tau} | \mathcal{F}(t_0)] = \frac{\lambda}{\lambda + \ell^\pm} \left[\left(\frac{S_0}{H_0} \right)^{\beta_b^\pm} - \left(\frac{S_0}{H_0} \right)^{\gamma_a^\pm} \right],$$

where we have introduced another constant depending on the parameters of the problem:

$$\ell^\pm = (\beta_a^\pm - \beta_b^\pm) \left(\frac{r}{\beta_a^\pm} + \frac{1}{2} \sigma_a^2 \beta_b^\pm \right), \quad (18)$$

which cancels if no change in the market is induced by the point process τ . The final result is the sum of the two terms we have obtained:

$$\mathbb{E}[e^{-r(t_0^\pm - t_0)} | \mathcal{F}(t_0)] = \frac{1}{\lambda + \ell^\pm} \left[\lambda \left(\frac{S_0}{H_0} \right)^{\beta_b^\pm} + \ell^\pm \left(\frac{S_0}{H_0} \right)^{\gamma_a^\pm} \right]. \quad (19)$$

This expression leads to the price of a binary option after we set $H_0 = K_0$. It is easy to check that in the two limiting cases, $\lambda \rightarrow 0$ and $\lambda \rightarrow \infty$, we recover the right expressions. In the case in which the pay-off function is (5) we will have

$$V^\pm(t_0, S_0; H_0, K) = \frac{\pm(H_0 - K)}{\lambda + \ell^\pm} \left[\lambda \left(\frac{S_0}{H_0} \right)^{\beta_b^\pm} + \ell^\pm \left(\frac{S_0}{H_0} \right)^{\gamma_a^\pm} \right], \quad (20)$$

and the value of H_0 follows from the smoothness condition in (9):

$$H_0 = \frac{\lambda \beta_b^\pm + \ell^\pm \gamma_a^\pm}{\lambda(\beta_b^\pm - 1) + \ell^\pm(\gamma_a^\pm - 1)} K. \quad (21)$$

We have seen above how an American call option is never exercised if the volatility remains constant and the share pays no dividend. This conclusion is still valid although $\sigma_a \neq \sigma_b$. Recall that $\delta_{a,b} = 0$ if and only if $\beta_{a,b}^+ = 1$. This condition leads to $\ell^+ = 0$, and consequently, H_0 tends to infinity and $V^+ = S$. Therefore, the stock must pay dividends before the change, after the change, or in both periods, in order to differ options from their underlying. For instance, when $\delta_a \neq 0$ and $\delta_b = 0$, H_0 takes the simple form:

$$H_0 = \frac{\gamma_a^+ + \lambda/\delta_a}{\gamma_a^+ - 1} K > K,$$

because $\beta_b^+ = 1$ and $\ell^+ = \delta_a$. Then it can be proved that

$$V^+(t_0, S_0; H_0) = \frac{S_0}{\gamma_a^+ + \lambda/\delta_a} \left[\left(\frac{S_0}{H_0} \right)^{\gamma_a^+ - 1} + \frac{\lambda}{\delta_a} \right] < S_0,$$

for $S_0 \leq H_0$. Note that this result does not depend on the value of σ_b . This property does not hold if δ_b differs from zero, because the price of the option depends both on σ_a and on σ_b . The major simplification we can undertake in that case is $\sigma_a = \sigma_b$. Under this assumption ℓ^\pm have a compact expression:

$$\ell^\pm = (\delta_a - \delta_b)\beta_b^\pm,$$

but H_0 is still cumbersome:

$$H_0 = \frac{\lambda + (\delta_a - \delta_b)\gamma_a^\pm}{\lambda(1 - 1/\beta_b^\pm) + (\delta_a - \delta_b)(\gamma_a^\pm - 1)}K.$$

In the case of American puts we can consider volatility and dividend risks separately. For put options whose underlying pays no dividend the expression for H_0 is regular for any λ , $\beta_{a,b}^- = -2r/\sigma_{a,b}^2$ and

$$\ell^- = r \left(1 - \frac{\sigma_a^2}{\sigma_b^2}\right) \left(1 + \frac{2r}{\sigma_b^2}\right).$$

Finally, note that if the parameters lead to $\gamma_a^\pm = \beta_b^\pm$, it could be erroneously derived from (20) that the option price is the same before and after the transition, i.e. $V^\pm(t_0, S_0; K) = V_b^\pm(t_0, S_0; K)$. This numerical concordance, which is feasible whenever $|\beta_b^\pm| > |\beta_a^\pm|$, also implies that $\lambda = -\ell^\pm$. The right expressions under these circumstances are:

$$V^\pm(t_0, S_0; H_0, K) = \pm(H_0 - K) \left(\frac{S_0}{H_0}\right)^{\beta_b^\pm} \left[1 + \frac{\ell^\pm}{\theta_a + \sigma_a^2\beta_b^\pm} \log\left(\frac{S_0}{H_0}\right)\right],$$

and

$$H_0 = \frac{r + (\sigma_a\beta_b^\pm)^2/2}{r + (\sigma_a\beta_b^\pm)^2/2 - \theta_a - \sigma_a^2\beta_b^\pm}K.$$

5. Some examples and applications

In this section we present some practical examples that may illustrate the consequences of volatility and dividend risk in the properties of perpetual American options. We will consider, in the first place, the pay-off (5) and analyse the outcomes related to the price.

In figure 1 we can see the effect of a change in the dividend policy on call prices. To be more specific, in figure 1.a we consider that the quoted firm may suddenly stop the dividend payment to the shareholders. The consequence is that the value of the option increases due to the possibility of a stoppage in the distribution of dividends. The optimal exercise price also increases with respect to the undisturbed one: note that $\lambda = 0$ represents the limiting situation in which the change is impossible. Figure 1.b shows the opposite scenario. Here the consequences are somewhat more dramatic. Remember that if the stock pays no dividend, there is no optimal exercise price, and therefore any American call option must quote as its underlying.

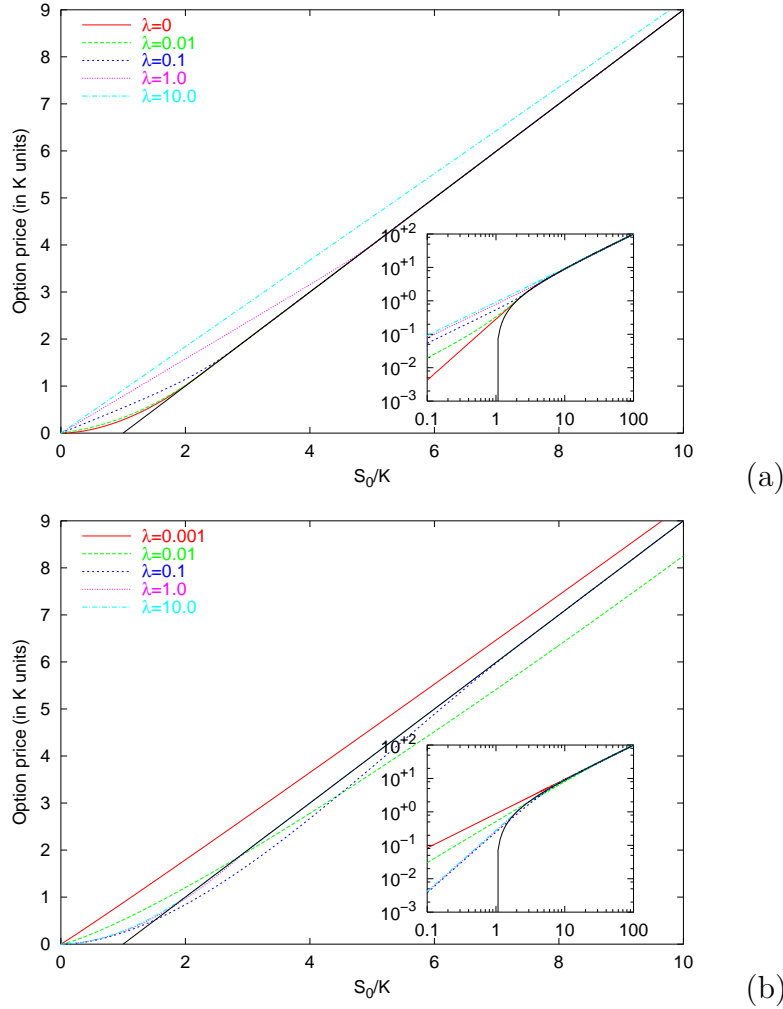


Figure 1. Option prices for a perpetual vanilla call under dividend risk. We represent the price of the option, in terms of the moneyness (S_0/K), for different values of λ . In (a) we explore the consequences of an abrupt stoppage in the dividend payment. We have used typical market values for the parameters: $r = 3.5\%$, $\delta_a = 2\%$, $\delta_b = 0\%$ and $\sigma_a = \sigma_b = 10\%$. In (b) we consider a role reversal in which the stock may suddenly start paying dividends: $\delta_a = 0\%$ and $\delta_b = 2\%$. In both cases we plot the pay-off function in a solid (black) line.

Thus, if $\lambda = 0$ (not represented in figure 1.b) we must have $V^+ = S$. For small enough values of λ , the price departs very little from this regime for small values of the moneyness, S_0/K , but attains gently the pay-off limit when the moneyness increases. This picture changes abruptly for larger values of λ , where the option price may apparently cross downward the pay-off barrier without being exercised. Obviously in real markets no option would be traded under these circumstances, because the buyer will obtain a risk-less instantaneous profit of $S_0 - K - V^+ > 0$ by exercising the option just after the purchase. The obvious conclusion is that the option holder must consider (21) as the optimal exercise boundary whenever the option price is equal to or

greater than the pay-off, but he or she must exercise it if this limit is surpassed. [‡] The origin of the reported behaviour is in the fact that for this example $\ell^+ < 0$. When this condition is fulfilled, (20) changes its nature from some sort of weighted mean of option prices to a competition between the two terms. If the second one is the leading term we can get this kind of improper result since for $\lambda \neq 0$ it is not a valid price at all. In any case, we can check in the insets that all plots in figure 1.b, as well as in figure 1.a, converge to the pay-off function for large values of the moneyness.

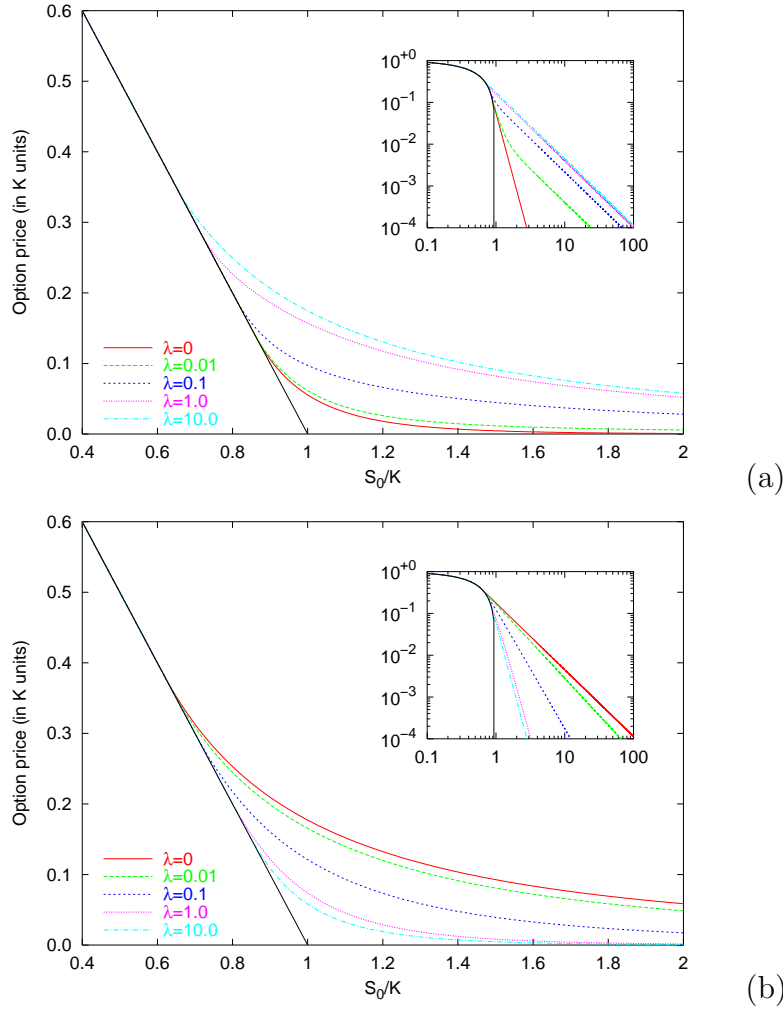


Figure 2. Option prices for a perpetual vanilla put under volatility risk. We represent the price of the option, in terms of the moneyness (S_0/K), for different values of λ . In (a) we analyse the consequences of a sudden increment in the volatility of the stock. We have used the following values for the parameters: $r = 3.5\%$, $\delta_a = \delta_b = 0.5\%$, $\sigma_a = 10\%$ and $\sigma_b = 20\%$. In (b) the present value of the volatility of the stock is higher, $\sigma_a = 20\%$, and it may undergo a severe reduction in its value $\sigma_b = 10\%$. In both cases we plot the pay-off function in a solid (black) line.

The following example deals with the effect of a change in the volatility on put prices. In figure 2.a we can see how the price of the put steadily increases with the

[‡] Real markets are also affected by commissions. This fact may distort this picture as well.

likelihood of a sudden growth in the volatility level. The situation seems to be absolutely reversed in figure 2.b, where a possible change of volatility would imply a reduction in the put value. The inset of the figure 2.a, however, clearly shows that in the first case all prices, apart from the undisturbed one, decay with the same exponent. The exponent is fully determined by the parameter values *after* the change. Note that this feature was also present in figure 1.a. In these examples we have $|\beta_b^\pm| < |\beta_a^\pm|$, and since $|\beta_a^\pm| < |\gamma_a^\pm|$ for any value of λ , the β_b^\pm exponent dominates the extreme behaviour.

We finally show how we can use the result in (19) to obtain the moments of the exercise time thanks to (11). In particular, we present the mean value of this first-passage time when the location of the boundary does not depend on r , as in the case of binary options, $H_0 = K_0$. We will assume that the drift terms are both positive, $\theta_{a,b} > 0$, and that the process starts below the barrier. Therefore, we are computing the mean lifetime of a perpetual binary call:

$$\mathbb{E}[t_0^+ - t_0 | \mathcal{F}(t_0)] = \frac{1}{\theta_b} \left\{ x_0 - \frac{\theta_a - \theta_b}{\lambda} \left[1 - e^{-\frac{x_0}{\sigma_a^2} (\sqrt{\theta_a^2 + 2\lambda\sigma_a^2} - \theta_a)} \right] \right\}. \quad (22)$$

Note that the result is specially well fitted for the asymptotic analysis of large values of λ . If we are interested in the case in which the likelihood of a change in the market conditions is very small the following approximate expression becomes more helpful:

$$\mathbb{E}[t_0^+ - t_0 | \mathcal{F}(t_0)] \approx \frac{x_0}{\theta_a} \left\{ 1 + \frac{\lambda}{2} \left(\frac{1}{\theta_b} - \frac{1}{\theta_a} \right) \left[x_0 + \frac{\sigma_a^2}{\theta_a} \right] \right\}. \quad (23)$$

We must recall that the proper way of performing the computation in (11) is by assuming that r , λ , θ_a , θ_b , σ_a and σ_b are free parameters. Once we have formally set $r = 0$ and obtained (22) we have to recall that this quantity must be evaluated by using the physical not the risk-neutral measure. Therefore we must replace $\theta_{a,b}$ with $\tilde{\theta}_{a,b}$.

In figure 3 we have depicted the mean lifetime of binary calls under the following market conditions: $\tilde{\theta}_a = 1.5\%$, $\tilde{\theta}_b = 3\%$ and $\sigma_a = 10\%$. Obviously the fact that the drift is bigger after the transition reduces the mean time as the likelihood of the change increases.

From (22) it becomes evident that the drift of the process is determinant in computing the mean first-passage time, whereas the volatility plays a marginal role: in fact the value of σ_b appears only through $\tilde{\theta}_b$. This outcome is no longer true if we focus our interest on the second moment of the first-passage time. For the sake of simplicity we will assume that $\tilde{\theta}_a = \tilde{\theta}_b = \tilde{\theta}$, but with $\sigma_a \neq \sigma_b$. We can observe how, even under our previous assumptions, the second moment depends explicitly on the value of σ_a and σ_b :

$$\mathbb{E}[(t_0^+ - t_0)^2 | \mathcal{F}(t_0)] = \frac{1}{\tilde{\theta}^2} \left\{ x_0 \left[x_0 + \frac{\sigma_b^2}{\tilde{\theta}} \right] - \frac{\sigma_b^2 - \sigma_a^2}{\lambda} \left[1 - e^{-\frac{x_0}{\sigma_a^2} (\sqrt{\tilde{\theta}^2 + 2\lambda\sigma_a^2} - \tilde{\theta})} \right] \right\},$$

an expression that reduces to

$$\mathbb{E}[(t_0^+ - t_0)^2 | \mathcal{F}(t_0)] \approx \frac{x_0}{\tilde{\theta}^2} \left[x_0 + \frac{\sigma_a^2}{\tilde{\theta}} \right] \left\{ 1 + \frac{\lambda}{2} \left(\frac{\sigma_b^2 - \sigma_a^2}{\tilde{\theta}^2} \right) \right\}, \quad (24)$$

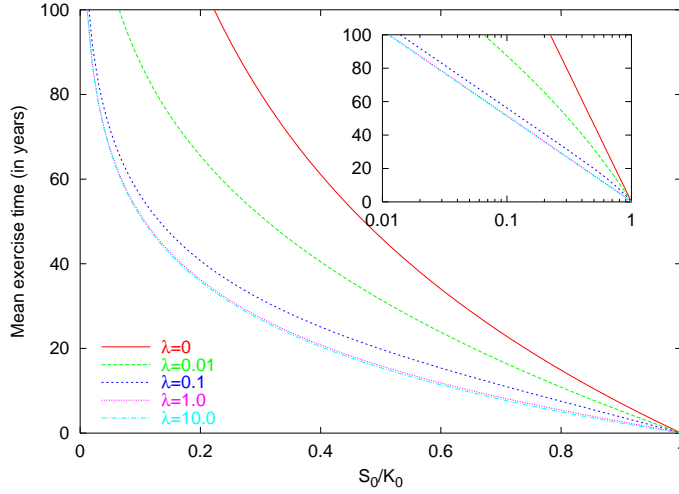


Figure 3. Mean exercise time of a perpetual binary call under drift risk. We represent the mean lifetime of the option, in terms of the moneyness (S_0/K_0), for different values of λ . The values for the parameters are: $\tilde{\theta}_a = 1.5\%$, $\tilde{\theta}_b = 3\%$ and $\sigma_a = 10\%$.

if we are concerned about small values of λ . In fact, if we confront (23) and (24) we realize that the first correction to the mean first-passage time is governed by the undisturbed second moment of the process.

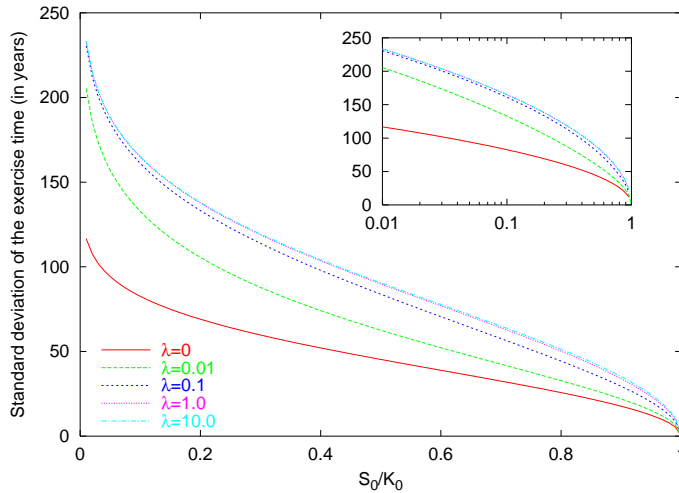


Figure 4. Standard deviation of the exercise time of a perpetual binary call without drift risk. We represent the variance of the lifetime of the option, in terms of the moneyness (S_0/K_0), for different values of λ . The values of the parameters were adjusted in order to keep the drift unchanged: $\tilde{\theta}_a = \tilde{\theta}_b = 1.5\%$.

In figure 4 we plot an example of the standard deviation of the exercise time which will illustrate the constant drift instance. Clearly this is only feasible if the value of the parameters are well tuned: $\mu_a = 2.0\%$, $\mu_b = 3.5\%$, $\sigma_a = 10\%$ and $\sigma_b = 20\%$. The outcome fits our anticipations, since the possibility of a larger volatility increases the uncertainty about the mean exercise time.

6. Conclusions and future work

In this article we have considered the implications that the presence in the market of volatility and dividend risk has for option prices. The proposed market model allows random changes in both the dividend-payment rate and the volatility level of stock shares, but in a very specific way: only one change is feasible, and the final market properties are foreseeable. The model, however, is rich and realistic enough to obtain valid financial results. We have focused our attention on the problem of pricing perpetual American options: derivatives with no expiration limit that may be exercised at any time. The absence of maturity in a derivative departs from actual market conditions, but it is a well-accepted approximation used with the purpose of casting light on the way of solving the whole problem. From a physical point of view, the analysis of perpetual options may have even bigger interest than real options because, usually, physical systems do not disappear after a fixed time lag.

Within this framework, we have obtained explicit solutions for pricing derivatives with the most typical pay-offs: vanilla puts and calls, as well as binary options. Nevertheless, the applications of our development are not restricted to this few derivatives, because the outcome for binary puts and calls may be used as a building block in the search for new solutions to different contract specifications. In fact, as we have pointed out, binary option prices are nothing but classical moment-generating functions of a first-passage time: the exercise time. We have shown the right way of handling these expressions within our set-up.

We have also illustrated the results of our work with a set of practical examples. The plots cover the major issues we have analysed by showing several peculiarities of the solutions that can be missed in a first approach to the analytical expressions.

We aim to extend soon these results to American derivatives with maturity date. It is probable that the solution to this problem will imply the use of approximate procedures and numerical techniques to some extent.

Acknowledgments

The author acknowledge partial support from the Spanish *Ministerio de Ciencia y Tecnología* under contracts No. BFM2003-04574 and No. FIS2006-05204-E, and by the *Generalitat de Catalunya* under contract No. 2005 SGR-00515.

Appendix

In this appendix we will present a supplementary approach to the issue. Both methods lead to the same results but differ in the way in which they are obtained. This fact can make a technique more suitable than the other when discussing some properties of the model, like the question of the completeness of the market. This alternative approach is based on the idea that the fair price of an option must be equal to the value of some

portfolio made of different securities that mimics the behaviour of the derivative and hedges all the risk. In fact, the market will be complete if we can construct such *hedging portfolio* for every traded asset of the market.

The first security to be included in the portfolio is the underlying asset, which will reproduce changes in the option price due to the evolution of the stock price S . The second security in our portfolio is a zero-coupon bond, a free-risk monetary asset, with a market price B that satisfies the following differential equation:

$$dB = rBdt. \quad (\text{A.1})$$

A long position in this security will provide a secure resort where to keep the benefits of an effective investment strategy, whereas a short position in these bonds will allow us to borrow money when we need it. These two securities cannot counterbalance all the stochastic behaviour of the price of the option however: not all the influence of $\delta(t)$ and $\sigma(t)$ on the option price may be explained through S , and B is fully deterministic. Therefore, we need another security that can account for this contribution to the global risk. Nevertheless, in the most of the cases, markets do not trade such assets, a fact that impel us to consider the inclusion of a *secondary* option in the portfolio: a derivative of the same nature of $P(t, S; \mathbb{K})$, but with a different set of contract specifications, $Q(t, S; \mathbb{K}')$. In particular we will focus on the case in which they share the same expiration date but differ on the striking price. Note that we will assume as well that the option price is a function of the *current* value of the underlying.

Let us write down P as a mixture of ν shares S , ϕ units of the riskless security B , and ψ secondary options Q :

$$P = \nu S + \phi B + \psi Q. \quad (\text{A.2})$$

The variation in the value of the portfolio, due to the market evolution of its components and the received dividends, fulfils the following relationship:

$$dP = \nu dS + \nu \delta S dt + \phi dB + \psi dQ, \quad (\text{A.3})$$

where we have taken into account that ν , ϕ , ψ and δ are predictable processes, and that we adopt a *self-financing strategy*, in which there is no net cash flow entering or leaving the replicating portfolio. This differential change must equal the expression obtained after applying the rules of Itô calculus on the price of the option:

$$dP = \partial_t P dt + \partial_S P dS + \frac{1}{2} \sigma^2 S^2 \partial_{SS}^2 P dt + \Delta P d\mathbf{1}_{t \geq \tau}, \quad (\text{A.4})$$

where

$$\Delta P \equiv P_b(t, S; \mathbb{K}) - P(t, S; \mathbb{K}),$$

and $P_b(t, S; \mathbb{K})$ is the price of the option after the jump. The differential of an indicator with a random variable in its argument may seem a bizarre object. However, it is mathematically well defined. In fact, $\mathbf{1}_{t \geq \tau}$ is a submartingale under our measure and, by virtue of the Doob-Meyer decomposition theorem, $d\mathbf{1}_{t \geq \tau}$ can be expressed as a sum of two terms, $d\mathbf{1}_{t \geq \tau} = dA + dM$, an increasing adapted process A ,

$$A(t) = \lambda \min(\tau - t_0, t - t_0), \quad (\text{A.5})$$

and a cadlag martingale M ,

$$M(t) = 1 - \lambda \mathbb{E}[\tau - t_0 | \mathcal{F}(t)]. \quad (\text{A.6})$$

The key point is that $d\mathbf{1}_{t \geq \tau}$ is a stochastic magnitude, independent of dW , which does not directly contribute to the variation of the stock price dS . Therefore, it is a source of risk that cannot be explained in terms of the random evolution of the underlying asset.

The combination of (A.3) and (A.4), together with (A.1), lead to:

$$\begin{aligned} \partial_t P dt + \partial_S P dS + \frac{1}{2} \sigma^2 S^2 \partial_{SS}^2 P dt + \Delta P d\mathbf{1}_{t \geq \tau} = \\ \nu dS + \delta S dt + r \phi B dt + \psi dQ. \end{aligned} \quad (\text{A.7})$$

Now, we can proceed with dQ in an analogous way,

$$dQ = \partial_t Q dt + \partial_S Q dS + \frac{1}{2} \sigma^2 S^2 \partial_{SS}^2 Q dt + \Delta Q d\mathbf{1}_{t \geq \tau}, \quad (\text{A.8})$$

where the natural definition of ΔQ ,

$$\Delta Q = Q_b(t, S; \mathbb{K}') - Q(t, S; \mathbb{K}'),$$

has been used. In order to recover a deterministic partial differential equation we must guarantee that terms containing the stochastic magnitudes dS and $d\mathbf{1}_{t \geq \tau}$ mutually cancel out. Therefore we must demand that

$$\nu = \partial_S P - \psi \partial_S Q,$$

a condition named *delta hedging*, and also that

$$\psi = \frac{\Delta P}{\Delta Q},$$

which is usually referred as *vega hedging*. The previous hedging conditions reduce (A.7) to

$$\begin{aligned} \partial_t P + \frac{1}{2} \sigma^2 S^2 \partial_{SS}^2 P - \delta S \partial_S P = \\ r \phi B + \frac{\Delta P}{\Delta Q} \left(\partial_t Q + \frac{1}{2} \sigma^2 S^2 \partial_{SS}^2 Q - \delta S \partial_S Q \right), \end{aligned} \quad (\text{A.9})$$

an expression that still involves B , which is not an inner variable of option prices P and Q in our set-up.[§] This problem can be fixed using the definition of the portfolio in (A.2) and the *vega hedging* together,

$$\phi B = P - \nu S - \psi Q = P - \left(\partial_S P - \frac{\Delta P}{\Delta Q} \partial_S Q \right) S - \frac{\Delta P}{\Delta Q} Q.$$

The replacement of ϕB in (A.9) leads to

$$\begin{aligned} \partial_t P + \frac{1}{2} \sigma^2 S^2 \partial_{SS}^2 P - r P + (r - \delta) S \partial_S P = \\ \frac{\Delta P}{\Delta Q} \left(\partial_t Q + \frac{1}{2} \sigma^2 S^2 \partial_{SS}^2 Q - r Q + (r - \delta) S \partial_S Q \right). \end{aligned}$$

[§] In fact, some authors replaces t with B as the free variable.

This formula implies the existence of an arbitrary function χ , which uncouples the problem of finding P and Q :

$$\chi = \frac{1}{\Delta P} \left(\partial_t P + \frac{1}{2} \sigma^2 S^2 \partial_{SS}^2 P - rP + (r - \delta) S \partial_S P \right). \quad (\text{A.10})$$

Obviously the same formula is valid for the secondary option, merely by replacing P with Q . This proves that the option Q removes the remaining risk and therefore completes the market.

The financial interpretation of χ is discussed in more depth in [20] and [22]. The must known facts are four: (i) χ depends on how every investor measures the volatility and dividend risk, what prevents us from fixing it, (ii) prior to the change it must be negative defined or otherwise the market will show arbitrage opportunities, (iii) after the change must be zero and, finally, (iv) the choice $\chi = -\lambda \mathbf{1}_{t < \tau}$ avoids the so-called statistical arbitrage, the growth of the expected value of the *discounted* price of the option, $\hat{P} = e^{-r(t-t_0)} P$. The violation of this condition is against the capital asset pricing model which states that any hedged portfolio with a zero market risk must have an expected return equal to the risk-free rate. It can be easily shown that this choice for χ lead to the desired property: from (A.4) and (A.10) it follows that $d\hat{P}$ can be decomposed in two parts,

$$d\hat{P} = \partial_S P dF + \Delta P dG,$$

where F was defined in (2) and $dG = \chi dt + d\mathbf{1}_{t \geq \tau}$. On the one hand F is (and must be) a martingale under our measure —see (3). On the other hand, if we set

$$\chi dt = -dA = -\lambda \mathbf{1}_{t < \tau} dt, \quad (\text{A.11})$$

with A defined as in (A.5), we will have that G equals M —see (A.6)—, and therefore becomes a martingale as well, what proves our previous statement. Note however that in general χ may depend on the two independent variables t and S , on market properties r , δ , σ and τ , but also on the common contract specification T .

In fact, financial arguments —see for instance [4]— lead to the conclusion that the natural time variable in option pricing problems is not t but $\bar{t} = T - t$, the time to maturity. This convention, for instance, turns the pay-off function into an initial condition in European-like contract problems $P(\bar{t} = 0, S = S(T); K) = X(S(T); K)$ and removes explicit temporal dependence from perpetual derivative problems, also in the optimal exercise barrier $H_0 = \lim_{\bar{t} \rightarrow \infty} H(\bar{t})$ of American options. This reduces (A.10) to an ordinary differential equation:

$$\frac{1}{2} \sigma^2 S^2 \frac{d^2 P}{dS^2} + (r - \delta) S \frac{dP}{dS} - (r - \chi) P = \chi P_b. \quad (\text{A.12})$$

The solution if the jump has taken place does not depend on χ since the equation to be solved is [16]:

$$\frac{1}{2} \sigma_b^2 S^2 \frac{d^2 P_b}{dS^2} + (r - \delta_b) S \frac{dP_b}{dS} - r P_b = 0. \quad (\text{A.13})$$

Here χ becomes meaningless and thus we can freely set $\chi = 0$. The general solution of (A.13) for $\delta_b \neq 0$ reads

$$P_b = C_1 S^{\beta_b^+} + C_0 S^{\beta_b^-},$$

where β_b^\pm were defined in the main text —cf (13)—, and constants C_1 and C_0 can be obtained by demanding the solution to fulfil conditions (8) and (9), if applicable: e.g. $C_1 = 0$ and $C_0 = 1/K_0^{\beta_b^-}$ leads to a perpetual American binary put, $C_1 = (H_0 - K)/H_0^{\beta_b^+}$ and $C_0 = 0$ to a perpetual American vanilla call, and so forth. The solution if the jump has not taken place yet *does* depend on the arbitrary function χ . The development done in the main text is consistent with (A.11), i.e. $\chi = -\lambda$. In this case (A.12) reduces to:

$$\frac{1}{2}\sigma_a^2 S^2 \frac{d^2 P}{dS^2} + (r - \delta_a) S \frac{dP}{dS} - (r + \lambda)P = -\lambda P_b, \quad (\text{A.14})$$

whose general solution is

$$P = C_3 S^{\gamma_a^+} + C_2 S^{\gamma_a^-} + \lambda \left[\frac{C_1}{\lambda + \ell^+} S^{\beta_b^+} + \frac{C_0}{\lambda + \ell^-} S^{\beta_b^-} \right], \quad (\text{A.15})$$

whenever $\gamma_a^+ \neq \gamma_a^-$ and $\gamma_a^\pm \neq \beta_b^\pm$. Expressions for γ_a^\pm and ℓ^\pm have been already introduced in the main text, in (15) and (18) respectively. Once again the arbitrary constants in (A.15) must be evaluated on the basis of contract specifications: for example $C_3 = \ell^+ / (\lambda + \ell^+) K_0^{\gamma_a^+}$, $C_1 = 1/K_0^{\beta_b^+}$ and $C_2 = C_0 = 0$ reproduce the price of a perpetual American binary call.

Clearly, the previous method is well suited to discuss most of the financial assumptions and implications of the market model but dilutes the connections of the issue with other branches of knowledge. The fact that the solution of (A.12) is related to a first-passage time problem may be not so evident at first glance, for instance. The way of recovering the results corresponding to the use of the physical measure is also a delicate question. These and other reasons impelled us to follow in the main text a development which is akin to physicist, and to leave the mathematical finance approach to this appendix.

References

- [1] Bachelier L 1964 *The Random Character of Stock Market Prices* ed P H Cootner (Cambridge MA: MIT Press)
- [2] Samuelson P A 1965 *Industrial Management Rev.* **6** 13
- [3] Black F and Scholes M 1973 *J. Pol. Econ.* **81** 637
- [4] Merton R C 1973 *Bell J. Econ. and Management Sci.* **4** 141
- [5] Merton R C 1976 *J. Financial Economics* **3** 125
- [6] Cox J C and Ross S A 1976 *J. Financial Economics* **3** 145
- [7] Hull J and White A 1987 *J. Finance* **42** 281
- [8] Wiggins J B 1987 *J. Financial Economics* **19** 351
- [9] Scott L O 1987 *J. Financial and Quantitative Anal.* **22** 419
- [10] Stein E M and Stein J C 1991 *Rev. Financial Studies* **4** 727
- [11] Heston S L 1993 *Rev. Financial Studies* **6** 327
- [12] McKean H P 1965 *Industrial Management Rev.* **6** 32

- [13] Kim I J 1990 *Rev. Financial Studies* **3** 547
- [14] Rubinstein M and Reiner E 1991 *Risk* **4** 75
- [15] Elliott R J and Chan L 2004 *Quant. Finance* **4** 123
- [16] Barone-Adesi G and Whaley E 1987 *J. Finance* **42** 301
- [17] Broadie M and Detemple J 1996 *Rev. Financial Studies* **9** 1211
- [18] Ju N 1998 *Rev. Financial Studies* **11** 627
- [19] Broadie M, Detemple J, Ghysels E and Torr  s O 2000 *J. Econometrics* **94** 53
- [20] Herzel S 1998 *Int. J. Theoretical and Applied Finance* **1** 487
- [21] Naik V 1993 *J. Finance* **48** 1969
- [22] Montero M 2004 *Eur. Phys. J. B* **42** 141
- [23] Shackleton M B and S  dal S 2005 *Economics Letters* **89** 200
- [24] Wilmott P 1998 *Derivatives* (Chichester: John Wiley & Sons)