

On the parabolic equation method in internal wave propagation¹

M .Yu. Trofimov, S.B. Kozitskiy and A.D. Zakharenko

Il'ichev Pacific Oceanological Institute, Baltiyskaya St. 43, Vladivostok, 41, 690041, Russia

Abstract

A parabolic equation for the propagation of periodic internal waves in the varying stratification and topography environment is derived using the multiple-scale perturbation method. Some computational aspects of the numerical implementation are discussed. The results of numerical experiments on propagation of an incident plane wave over a circular-type shoal are presented in comparison with the analytical result, based on Born approximation.

Key words: parabolic equation, multiple-scale method, internal waves

PACS: 92.10.hj, 47.35.-i, 47.50.cd

1 Introduction

The parabolic equation method, as an approximation to some elliptic problems, have been extensively used in mathematical physics. It was introduced by Leontovich & Fock [1] in the theory of electromagnetic wave propagation, applied in monography of Babich & Buldyrev [2] to various diffraction problems and developed by Tappert [3] and his successors in underwater acoustics. Later it was appeared also in the theory of surface water wave propagation in works of Liu & Mei [4], Radder [5], Kirby & Dalrymple [6] and others. Since that, it has been proven through the contribution of several authors to be an effective model for dealing rapidly and accurately with propagation problems in coastal areas.

Email addresses: trofimov@poi.dvo.ru (M.Yu. Trofimov), skozi@poi.dvo.ru (S.B. Kozitskiy), zakharenko@poi.dvo.ru (A.D. Zakharenko).

¹ This work is supported by the Program No. 14 (part 2) of the Presidium of the Russian Academy of Science.

The aim of our work is to obtain an equation of this method for the internal wave propagation in the most simple cases and briefly discuss related computational aspects. In the acoustic case such an equation was firstly derived by the factorization method in [7] and later by the multiple-scale method in [8] and [9]. These works are the natural predecessors of our study.

As an illustration we present some numerical calculations performed in the case of refraction of the incident plane wave on a circular-like shoal.

2 Formulation and scaling

The system of linear equations, describing small amplitude motions of stratified inviscid fluid with harmonic dependence on time t by the factor $e^{i\omega t}$, from which we are starting, is

$$\begin{aligned} i\omega \rho_0 u + P_x &= 0 \\ i\omega \rho_0 v + P_y &= 0 \\ i\omega \rho_0 w + P_z + g \rho_1 &= 0 \\ i\omega \rho_1 + w \rho_{0z} &= 0 \\ u_x + v_y + w_z &= 0 \end{aligned} \tag{1}$$

Here x, y , and z are the Cartesian co-ordinates (vertical axis is directed upward), $\rho_0 = \rho_0(z)$ is the undisturbed density, P is the pressure, g is the gravity acceleration, $\rho_1 = \rho_1(x; y; z)$ is the perturbation of density due to motion, and u, v and w are respectively the x, y and z components of velocity.

We consider these equations with the boundary conditions

$$\begin{aligned} w &= 0 \quad \text{at} \quad z = 0 \\ w + uH_x + vH_y &= 0 \quad \text{at} \quad z = -H \end{aligned} \tag{2}$$

where $H = H(x; y)$ is the bottom topography.

To begin the multiple-scale procedure [10], we introduce a small parameter ϵ , the slow variables $X = \epsilon x$ and $Y = \epsilon^2 y$, the fast variable $\tau = (1/\epsilon) t$ ($X; Y$) and expand the dependent variables as follows:

$$\begin{aligned} u &= u_0 + \epsilon u_1 + \epsilon^2 u_2 + \dots, & v &= \epsilon v_1 + \epsilon^2 v_2 + \dots, \\ w &= w_0 + \epsilon w_1 + \epsilon^2 w_2 + \dots, & P &= P_0 + \epsilon P_1 + \epsilon^2 P_2 + \dots \end{aligned}$$

The scaling used in the definition of the slow variables is characteristic for the parabolic equation method [1].

From now on we assume that

$$H = H_0(X) + H_1(X; Y); \quad \varphi_0 = \varphi_0(X);$$

so H_0 and φ_0 depend on X only, and expand φ_1 in power of

$$\varphi_1 = \varphi_{10} + \varphi_{11} + \dots$$

Substitution these expansions into the system (1) and the boundary conditions (2) and change the partial derivatives for the prolonged ones by the rules

$$\begin{aligned} \frac{\partial}{\partial x} & \rightarrow \frac{\partial}{\partial X} + x \frac{\partial}{\partial Y}; \\ \frac{\partial}{\partial y} & \rightarrow \frac{1}{Y} \frac{\partial}{\partial Y} + \frac{1}{Y} \frac{\partial}{\partial X}; \end{aligned}$$

leads to the system of equations

$$i! \varphi_0 (u_0 + u_1 + \dots) + \left(\frac{\partial}{\partial X} + \frac{1}{Y} x \frac{\partial}{\partial Y} \right) (P_0 + P_1 + \dots) = 0 \quad (3)$$

$$i! \varphi_0 (v_{1=2} + \dots) + \frac{1}{Y} \left(\frac{\partial}{\partial Y} + \frac{1}{Y} \frac{\partial}{\partial X} \right) (P_0 + P_1 + \dots) = 0 \quad (4)$$

$$i! \varphi_0 (w_0 + w_1 + \dots) + P_{0z} + P_{1z} + \dots = g(\varphi_{10} + \varphi_{11} + \dots) \quad (5)$$

$$i! \varphi_1 + (w_0 + w_1 + \dots)_{0z} = 0 \quad (6)$$

$$\begin{aligned} & \left(\frac{\partial}{\partial X} + \frac{1}{Y} x \frac{\partial}{\partial Y} \right) (u_0 + u_1 + \dots) + \frac{1}{Y} \left(\frac{\partial}{\partial Y} + \frac{1}{Y} \frac{\partial}{\partial X} \right) (v_{1=2} + \dots) \\ & + w_{0z} + w_{1z} + \dots = 0 \end{aligned} \quad (7)$$

with the boundary conditions

$$w_0 + w_1 + \dots = 0 \quad \text{at } z = 0; \quad (8)$$

$$\begin{aligned} & w_0 + w_1 + \dots + (u_0 + u_1 + \dots) \frac{\partial}{\partial X} (H_0 + H_1) + \\ & \frac{1}{Y} (v_{1=2} + \dots) \frac{\partial}{\partial Y} (H_0 + H_1) = 0 \quad \text{at } z = H; \end{aligned} \quad (9)$$

3 The parabolic equation

Equating coefficients in Eqs. (3-9) of like powers of ϵ , we obtain equations describing $u_l; w_l; v_{l+1=2}, l = 0; 1; \dots$

At the order ϵ^1 in ϵ we obtain from (4)

$$\epsilon_y P = 0;$$

and put $\epsilon_y = 0$, so in the sequel ϵ depends only on X , $\epsilon = \epsilon(X)$.

At the zeroth order in ϵ we have

$$i!_0 u_0 + \epsilon_x P_0 = 0; \quad (10)$$

$$i!_0 w_0 + P_{0z} = g_1;$$

$$i!_1 + w_{00z} = 0;$$

$$\epsilon_x u_0 + w_{0z} = 0; \quad (11)$$

with the boundary conditions

$$\begin{aligned} w_0 &= 0 \quad \text{at} \quad z = 0; \\ w_0 &= 0 \quad \text{at} \quad z = H_0; \end{aligned}$$

After substitution in Eq. (3) $_1$ from Eq. (3) we get

$$(!^2_0 + g_{0z})w_0 + i!P_{0z} = 0: \quad (12)$$

Twice differentiating this equation with respect to z and using the expression

$$P_{0z} = \frac{1}{(\epsilon_x)^2} i!_0 (w_{0z})_z;$$

obtained from Eqs. (10) and (11), we get

$$(\epsilon_x)^2 (!^2_0 + g_{0z})w_0 + !^2_0 (w_{0z})_z = 0:$$

We seek a solution of this equation in the form of WKB-type ansatz $w_0 = A(X; Y)(X; z)e^i$, where e^i is an eigenfunction with the eigenvalue $k^2 = (\epsilon_x)^2$ of the spectral problem

$$\begin{aligned} !^2_0 (w_{0z})_z - k^2 (!^2_0 + g_{0z})w_0 &= 0; \\ (0) = (H_0) &= 0; \end{aligned} \quad (13)$$

normalized by the condition

$$\frac{1}{k^2} \int_{H_0}^{H_1} \rho_0(z)^2 dz = \int_{H_0}^{H_1} (\rho_0^2 + g_{0z})^2 dz = 1 : \quad (14)$$

This problem is known as the main spectral problem of the linear internal wave theory.

At the order $l=2$ in we have the only equation

$$i \rho_0 v_{1=2} + P_{0Y} = 0 : \quad (15)$$

The system of equations at the first order in is

$$i \rho_0 u_1 + \rho_x P_1 + P_{0x} = 0 ; \quad (16)$$

$$i \rho_0 w_1 + P_{1z} = g_{11} ; \quad (17)$$

$$u_{0x} + \rho_x u_1 + v_{1=2Y} + w_{1z} = 0 ; \quad (18)$$

$$i \rho_{11} + w_{10z} = 0 ; \quad (19)$$

with the boundary conditions

$$w_1 = 0 \quad \text{at} \quad z = H_0 ; \quad (20)$$

and

$$w_0(z) + w_1(z) + u_0(z)H_{0x} = 0 \quad \text{at} \quad z = H_0 : H_1 :$$

Expanding velocities in Taylor series with respect to z at $z = H_0$ and collecting terms at 1 , we reduce the last boundary condition on $z = H_0$

$$w_1 - w_{0z}H_1 + u_0H_{0x} = 0 \quad \text{at} \quad z = H_0 : \quad (21)$$

Considerations, similar to those in the derivation of the spectral problem Eq. (13) (the details are given in Appendix A), lead at $O(1)$ to the equation

$$\begin{aligned} (\rho_0^2 + g_{0z})w_1 + \frac{1}{k^2} (\rho_0 w_{1z})_z = \\ \frac{1}{k^2} (\rho_0 u_{0x})_z + \frac{1}{i} P_{0Y} + \frac{k_x}{k} (\rho_0 u_0)_z + (\rho_{0x} u_0)_z : \end{aligned} \quad (22)$$

Seeking solutions of Eq. (22) which depend on by the factor $\exp(i \cdot)$, we

obtain for w_1 the equation

$$(\nabla^2 + g_{0z})w_1 + \frac{\nabla^2}{k^2} (\nabla^2 w_{1z})_z = \frac{\nabla^2}{k^2} (\nabla^2 u_{0x})_z + \frac{1}{i!} P_{0Y Y z} - \frac{k_x}{k} (\nabla^2 u_0)_z + (\nabla^2 u_0)_z : \quad (23)$$

A solution to this differential equation with respect to z with the boundary conditions Eqs. (20) and (21) can be found only when a certain compatibility condition is satisfied, because the right hand side of Eqs. (23) and (21) contain the solution of the spectral problem (13). The compatibility condition yields the required evolution equation for the amplitude function A

$$A_x + \frac{1}{2ik} A_{YY} - \frac{1}{2} \frac{k_x}{k} A + \frac{\nabla^2}{2ik} \nabla^2 H_1 (z(H_0))^2 A = 0; \quad (24)$$

which we call the parabolic equation for periodic internal waves. For detailed derivation see Appendix B.

For the numerical calculation of the coefficients of the Equation (24) can be used, in principle, any algorithm for solving the spectral problem Eq. (13). Some problems arise with the derivatives, namely, k_x and $z(H_0)$.

To avoid the numerical differentiation in the calculation of k_x we differentiate the spectral problem Eq. (13) with respect to X and get the boundary value problem for x

$$\begin{aligned} & \nabla^2 (\nabla^2 x_z)_z - k^2 (\nabla^2 + g_{0z}) x + \nabla^2 (\nabla^2 x_z)_z \\ & 2kk_x (\nabla^2 + g_{0z}) - k^2 (\nabla^2 \nabla^2 + g_{0zx}) = 0; \\ & x(0) = 0; \quad x(H_0) - H_{0x} z(H_0) = 0; \end{aligned}$$

The compatibility condition for this problem is

$$\begin{aligned} \frac{k_x}{k} &= \frac{1}{2} \int_{H_0}^0 (\nabla^2 \nabla^2 + g_{0zx})^2 dz \\ & \frac{\nabla^2}{2k^2} \int_{H_0}^0 (\nabla^2 x_z)_z dz - \frac{\nabla^2}{2k^2} \nabla^2 H_{0x} (z(H_0))^2; \end{aligned}$$

which gives the stable formula for the numerical calculation of $k_x = k$ (modulo the calculation of $z(H_0)$). In the important special case, when only the bottom topography changes we have

$$\frac{k_x}{k} = \frac{\nabla^2}{2k^2} \nabla^2 H_{0x} (z(H_0))^2;$$

Now we derive formula for the stable calculation of the derivative $z(H_0)$. To do this, we multiply Eq. (13) by z and integrate from H_0 to zero. After

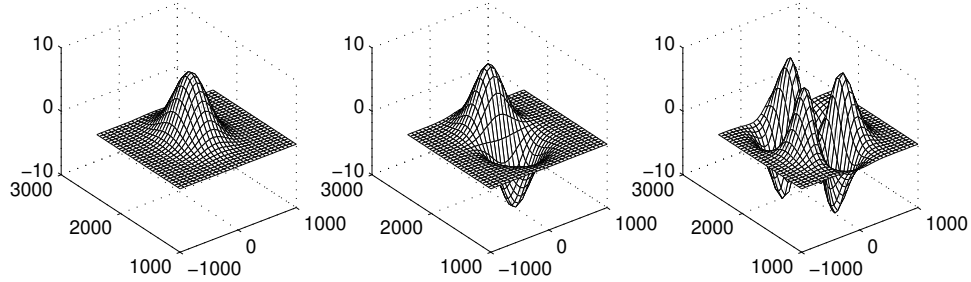


Fig.1. Forms of the compact inhomogeneities (27) used for the numerical simulation of internal wave scattering.

integrating by parts and some transformations we get

$$z(H_0) = \frac{1}{H_0} \frac{k^2 z_0}{\int_{H_0}^{\infty} (\rho_0^2 + g_0 z)} z dz \quad \int_{H_0}^{\infty} \rho_0 z dz :$$

If $\rho_0, g_0 \in L_2(H_0; 0)$ (the space of square integrable functions), then by the normalizing condition $\rho_0 \in L_2(H_0; 0)$, and this formula defines a bounded linear functional on $L_2(H_0; 0)$.

4 Numerical experiments

The numerical experiments were conducted for a fluid with an exponential density stratification $\rho = \exp(-z)$, where $g > 0$. In this case the complete set of normalized solutions of the spectral problem Eq. (13) is

$$k_n = \frac{\int_{H_0}^{\infty} \sqrt{2H_0^2 + 4n^2 z^2}}{2H_0 g \int_{H_0}^{\infty} z dz}; \quad n = 1, 2, \dots; \quad (25)$$

$$\varphi_n(z) = C \exp(-z/2) \sin(n(z-H_0)); \quad n = 1, 2, \dots;$$

where C is the normalizing constant

$$C = \frac{\sqrt{2}}{H_0 (g \int_{H_0}^{\infty} z dz)}; \quad (26)$$

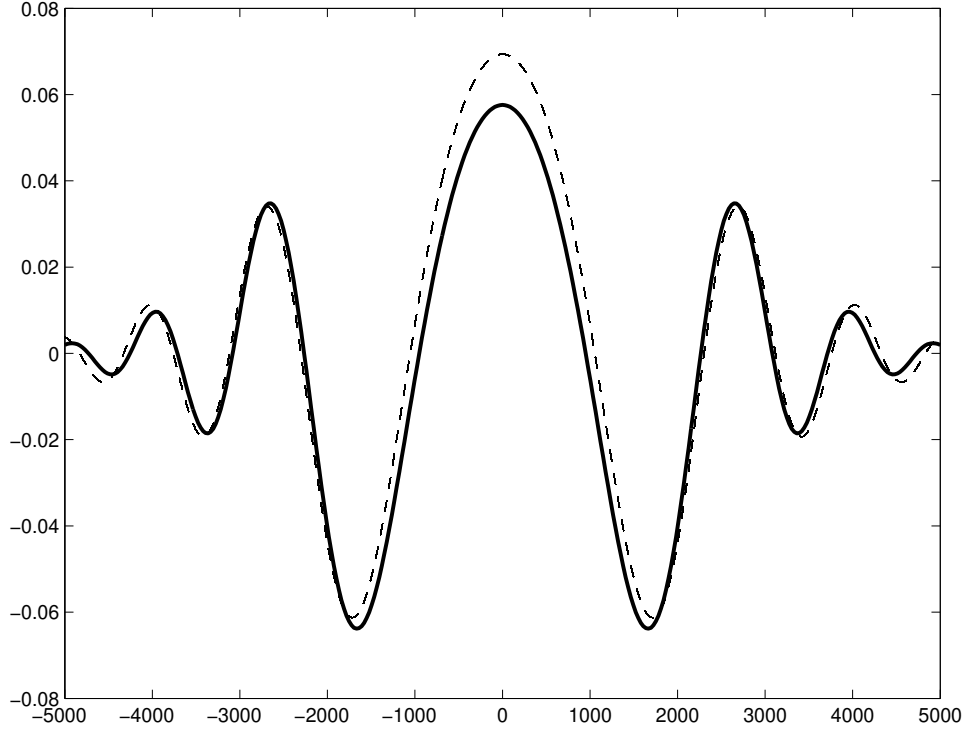


Fig. 2. Scattering of the internal waves of the 2nd mode on the shoal (27) with parameters $M = 0$; $h = 500$ m; $h_0 = -2$. Distance 12000 m. |, the parabolic equation method; ---, the Born approximation.

From Eqs. (25) and (26) we have also

$$u_{nz}(H_0) = (-1)^n \frac{n}{H_0} \exp\left(-\frac{H_0^2}{2}\right) \frac{1}{H_0 (g - 1)^2} ;$$

For the numerical experiments the problem of the scattering of the incident plane wave of a given mode on the localized small inhomogeneities of the bottom topography was considered. So H_0 was taken to be a constant and H_1 describes the inhomogeneity. For the inhomogeneities of the form

$$H_1(r; \theta) = A_M r^M \cos(M(\theta + \theta_0)) \exp(-r^2/2); M = 1; \dots; \quad (27)$$

where $(r; \theta)$ are the polar coordinates centered at the inhomogeneity, this problem admits an approximate solution

$$A_{sn}(r; \theta) = A_M G \frac{r^{M+1}}{2} \frac{\{ \frac{M-2M+2}{2} e^{i(k_n r - t)} \}}{k_n r} \exp\left(\frac{k_n^2 - k_n^2 \cos \theta}{2}\right) \cos M(\theta - \theta_0) \cos \theta; \quad (28)$$

where n is the number of the incident wave mode, A_{sn} is the amplitude of the n th mode of the scattered field, $\{ \frac{M-2M+2}{2} e^{i(k_n r - t)} \} = 2k_n^2 - 2k_n^2 \cos \theta$, $G = \frac{1}{H_0^2} (H_0) \frac{1}{u_{nz}(H_0)}$,

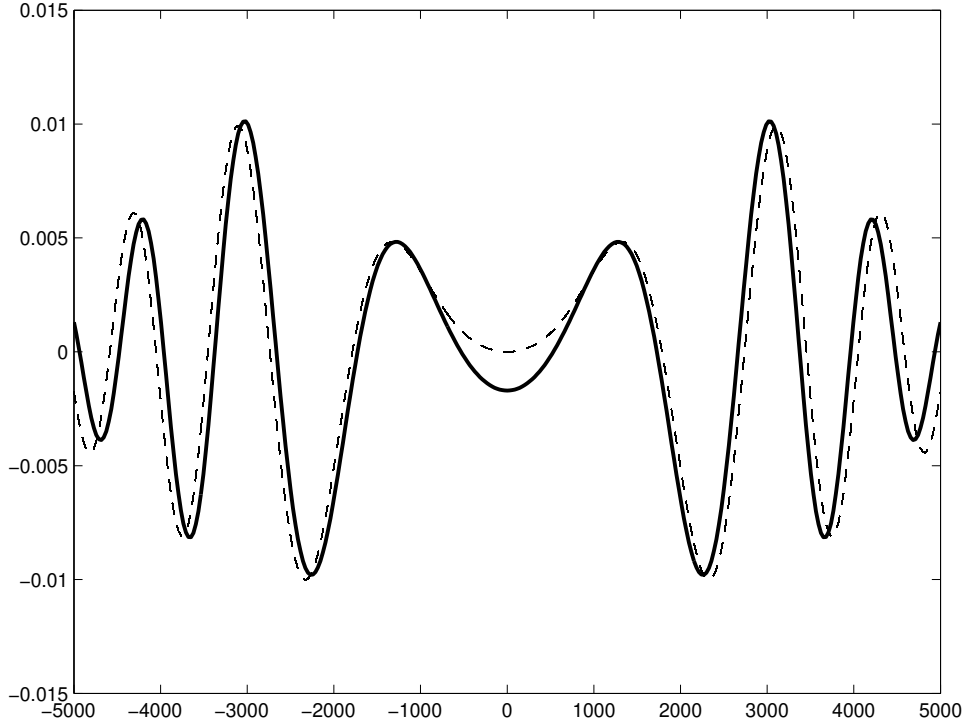


Fig. 3. Scattering of the internal waves of the 2nd mode on the shoal (27) with parameters $M = 1$; $h_0 = 500$ m; $z_0 = 0$. Distance 12000 m. | —, the parabolic equation method; ---, the Born approximation.

$$\theta = \arctan[\sin \theta_r / (1 - \cos \theta_r)].$$

The solution Eq. (28) was obtained by the methods of the work [11] in the frame of the Born and far field approximations.

The numerical experiments were conducted on the computational domain $[0; X_{\text{max}}] \times [Y_{\text{min}}; Y_{\text{max}}]$, where X and Y are measured in meters. The equation (24) with initial condition $A(0; Y) = 1$ was integrated on the grid 395×349 by the Crank-Nicholson scheme [12]. In order to exclude reflections at the boundaries, the absorbing Baskakov-Popov boundary conditions were used [13], which were adapted to use non-vanishing initial conditions.

The inhomogeneities in all cases have width parameter $h_0 = 500$ m, and the maximal height 1 m with center positioned at $X_0 = -1500 = -2000$ m, $Y_0 = 0$ m, with different shape parameters M and z_0 (see Fig. 1). The depth of the flat bottom, H_0 , was taken to be 60 m. The density stratification parameter $\sigma = 0.0025$, which corresponds to the Brunt-Vaisala frequency $N = \sqrt{g \sigma} = 0.05 \text{ s}^{-1}$.

The computations were done for the 1st mode and 2nd mode incident plane waves with 15 m in time period. Profiles of the 2nd mode computed field amplitude along Y at $X = 12000$ m are presented in Fig. 2-4 in comparison with

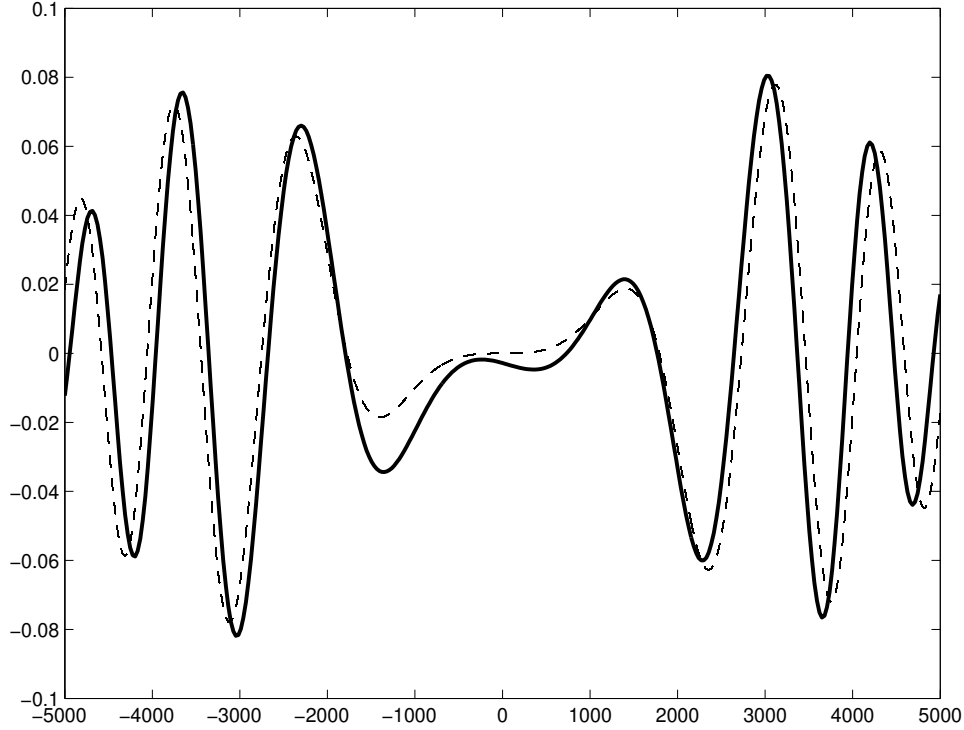


Fig. 4. Scattering of the internal waves of the 2nd mode on the shoal (27) with parameters $M = 3$; $h = 500$ m; $h_0 = 2$. Distance 12000 m. | , the parabolic equation method; ---, the Bom approximation.

the Bom type approximation scattering results obtained by formula (28). The results for the 1st mode are analogous.

5 Conclusion

For the propagation of periodic internal waves over uneven bottom topography with small irregularities, the narrow-angle parabolic equation (24) has been derived. It also takes into account slow, but not necessarily small, variations of bottom topography and density in principal propagation direction.

The results of numerical simulations support the validity of equation (24) in the scope specified during its derivation. We have illustrated the use of the obtained equation by presenting the results of scattering of the plane internal waves over a shoal of a special form (27). The results of computations are in a good agreement with the analytical solution (28), obtained in the frame of the Bom approximation.

A The derivation of the equation (22)

From (17, 19) we obtain

$$(\nabla^2 + g_{0z})w_1 + i! P_{1z} = 0 \quad (A.1)$$

From (16) we get

$$P_1 = \frac{1}{x} i! \nabla_0 u_1 - \frac{1}{x} P_{0x} \quad (A.2)$$

From (18), taking into account (15), we have

$$u_1 = \frac{1}{x} (u_{0x} + v_{1=2Y} + w_{1z}) = \frac{1}{x} (u_{0x} + \frac{1}{i!} P_{0Y Y} + w_{1z}) \quad (A.3)$$

From (10) we get

$$P_{0x} = i! \frac{1}{x} \nabla_0 u_0 = i! \frac{k_x}{k^2} \nabla_0 u_0 + i! \frac{1}{k} \nabla_{0x} u_0 + i! \frac{1}{k} \nabla_0 u_{0x} \quad (A.4)$$

Substitution Eqs. (A.3, A.4) into Eq. (A.2) gives

$$\begin{aligned} P_1 &= \frac{1}{k^2} i! \nabla_0 u_{0x} + \frac{1}{i!} P_{0Y Y} + w_{1z} \\ &= \frac{1}{k^2} i! \frac{k_x}{k} \nabla_0 u_0 + i! \nabla_{0x} u_0 + i! \nabla_0 u_{0x} = \\ &= \frac{1}{k^2} i! \nabla^2 \nabla_0 u_{0x} + \frac{1}{i!} P_{0Y Y} + \nabla_0 w_{1z} = \frac{k_x}{k} \nabla_0 u_0 + \nabla_{0x} u_0 \end{aligned} \quad (A.5)$$

Differentiating Eq. (A.5) with respect to z and substituting the result into the twice differentiated with respect to z Eq. (A.1), we obtain the equation (22).

B Derivation of the compatibility condition

In this appendix the compatibility condition for the boundary value problem Eqs. (23, 20 and 21) is derived.

From Eq. (12) we have

$$\frac{1}{i!} P_{0Y Y z} = \frac{1}{i!} (\nabla^2 + g_{0z}) w_{0Y Y} :$$

From Eq. (11), taking into account that u_0 and w_0 depend on z by the factor e^i , we have

$$i u_0 = \frac{1}{k} w_{0z}; \quad \text{or} \quad u_0 = \frac{i}{k} w_{0z} :$$

Substitution these expressions into the right hand side of (23) (denote it by R H S) yields

$$\begin{aligned} \text{R H S} = & \frac{!^2}{k^2} \left[2\frac{i}{k} (w_{0zX})_z + 2\frac{i}{k^2} k_X (w_{0z})_z + \frac{1}{!^2} !^2_0 + g_{0z} w_{0Y Y} \right. \\ & \left. + \frac{ik_X}{k^2} (w_{0z})_z + \frac{i}{k} (w_{0X})_z \right] = \frac{!^2}{k^2} \left[2\frac{i}{k} A_X (w_{0z})_z + 2\frac{i}{k} A (w_{0X})_z \right. \\ & \left. + \frac{1}{!^2} !^2_0 + g_{0z} A_{YY} + \frac{ik_X}{k^2} A (w_{0z})_z + \frac{i}{k} A (w_{0X})_z \right] : \end{aligned}$$

To obtain the required compatibility condition we multiply Eq. (23) by the eigenfunction and integrate with respect to z from H_0 to 0. Then after integrating by parts using Eqs. (20, 21) we obtain

$$\int_{H_0}^0 \text{R H S} dz = \frac{!^2}{k^2} a_0 (H_0); \quad (\text{B } 1)$$

where

$$\begin{aligned} a = w_1 (H_0) = w_{0z} H_1 - u_0 H_{0X} = (H_1 - \frac{i}{k} H_{0X}) w_{0z} = \\ (H_1 - \frac{i}{k} H_{0X}) A_z : \end{aligned}$$

The more detailed form of Eq. (B 1) is

$$\begin{aligned} \int_{H_0}^0 \text{R H S} dz = & \frac{!^2}{k^2} \int_{H_0}^0 2\frac{i}{k} A_X (w_{0z})_z dz + \frac{1}{!^2} \int_{H_0}^0 A_{YY} (!^2_0 + g_{0z})^2 dz - 3i \frac{k_X}{k^2} \int_{H_0}^0 A (w_{0z})_z dz + \\ & \frac{i}{k} \int_{H_0}^0 A [2(w_{0X})_z + (w_{0X})_z] dz = \\ & \frac{!^2}{k^2} \int_{H_0}^0 (H_1 - \frac{i}{k} H_{0X}) A (w_z(H_0))^2 dz : \end{aligned}$$

Using the normalizing condition Eq. (14) we have

$$\begin{aligned} \frac{!^2}{k^2} \int_{H_0}^0 (w_z)^2 dz = & 2\frac{k_X}{k} + \frac{!^2}{k^2} \int_{H_0}^0 w_{0X} (w_z)^2 dz + \\ \frac{!^2}{k^2} \int_{H_0}^0 2w_{0z} w_{Xz} dz - \int_{H_0}^0 (w_z(H_0))^2 H_{0X} \frac{!^2}{k^2} dz = & 0; \end{aligned}$$

and thus

$$\begin{aligned} & \frac{i}{k} A_0 \int_{H_0}^{Z_0} [2(\phi_{0xz})_z + (\phi_{0xz})_z] dz \\ & \frac{i}{k} A_0 \int_{H_0}^{Z_0} 2\phi_{0xz} + \phi_{0xz}^2 dz = \\ & \frac{i}{k} A_0 (\phi_{0xz}(Z_0) - \phi_{0xz}(H_0)) + 2i \frac{k_x}{k^2} A_0 ; \end{aligned}$$

Finally

$$\begin{aligned} & \int_{H_0}^{Z_0} \text{RHS} dz = \frac{i}{k} A_x + \frac{1}{k^2} A_{yy} \\ & 3i \frac{k_x}{k^2} A_0 - \frac{1}{k^2} \int_{H_0}^{Z_0} 2i \frac{k_x}{k^2} A_0 dz = \frac{1}{k^2} \int_{H_0}^{Z_0} A_0 (1 - (z - H_0)^2) dz ; \end{aligned}$$

which yields the required parabolic equation.

References

- [1] Leontovich, M. A., Fock, V. A., 1965. Solution of the problem of propagation of electromagnetic waves along the Earth's surface by the method of parabolic equations. Chapter 11, *Electromagnetic Diffraction and Propagation Problems*, ed. V. A. Fock. Pergamon Press.
- [2] Babich, V. M., Buldyrev, V. S., 1972. Asymptotic methods in problems of short-wave diffraction. Nauka, Moscow. (In Russian).
- [3] Tappert, F. D., 1977. The parabolic approximation method, in *Wave Propagation and Underwater Acoustics*, ed. J. B. Keller, J. S. Papadakis. Lecture Notes in Physics, Springer-Verlag, Berlin and New York.
- [4] Liu, P. L. F., Mei, C. C., 1976. Water motion on a beach in the presence of a breakwater. 1. *J. Geoph. Res.* 81, 3079-3094.
- [5] Radder, A. C., 1979. On the parabolic equation method for water-wave propagation. *J. Fluid Mech.* 95, 159-176.
- [6] Kirby, J. T., Dalrymple, R. A., 1983. A parabolic equation for the combined refraction-diffraction of Stokes waves by mildly varying topography. *J. Fluid Mech.* 136, 453-466.
- [7] Collins, M. D., 1993. The adiabatic mode parabolic equation. *J. Acoust. Soc. Amer.* 94, 2269-2278.
- [8] Troimov, M. Yu., 1999. Narrow-Angle Parabolic Equations of Adiabatic Single-Mode Propagation in a Horizontally Inhomogeneous Shallow Sea. *Acoust. Phys.* 45, 575-580.

- [9] Troimov, M. Yu., 2002. Wide-Angle Adiabatic Mode Parabolic Equations. *Acoust. Phys.* 48, 728-734.
- [10] Nayfeh, A. H., 1973. *Perturbation methods*. John Wiley & Sons, New York.
- [11] Zakharenko, A. D., 2000. Sound Scattering by Small Compact Inhomogeneities in a Sea Waveguide. *Acoust. Phys.* 46, 160-163.
- [12] Fletcher, C. A. J., 1984. *Computational Galerkin Methods*. Springer Series in Computational Physics. Springer-Verlag, Berlin and New York.
- [13] Baskakov, V. A., Popov A. V., 1991. Implementation of transparent boundaries for numerical solution of the Schrodinger equation. *Wave Motion* 14, 123-128.