

The form of the rate constant for elementary reactions at equilibrium from MD: framework and proposals for thermokinetics

Christopher G. Jesudason *

Dept. of Chemistry,
University of Maine, Orono
Maine ME04469, U.S.A.

July, 2006

Abstract

The rates of formation and concentration distributions of a dimer reaction showing hysteresis behavior are examined in an ab initio chemical reaction designed as elementary and where the hysteresis structure precludes the formation of transition states (TS) with pre-equilibrium and internal sub-reactions. It was discovered that the reactivity coefficients, defined as a measure of departure from the zero density rate constant for the forward and backward steps had a ratio that was equal to the activity coefficient ratio for the product and reactant species. This surprising result, never formally noticed nor incorporated in elementary rate expressions over approximately one and a half centuries of quantitative chemical kinetics measurement and calculation is accepted axiomatically and leads to an outline of a theory for the form of the rate constant, in any one given substrate - here the vacuum state. A major deduction is that the long-standing definition of the rate constant used for over a century and a half for elementary reactions is not complete, where previous works almost always implicitly refer to the zero density limit for strictly irreducible elementary reactions without any attending concatenation of side-reactions. This is shown directly from MD simulation, where for specially designed elementary reactions without any transition states, density dependence of reactants and products always feature, in contrast to current practice. It is argued that the rate constant expression without reactant and product dependence is due to historical conventions for strictly elementary reactions. From the above observations, a theory is developed with the aid of some proven elementary theorems in thermodynamics, and expressions under different state conditions are derived whereby a feasible experimental and computational method for determining the activity coefficients from the rate constants may be obtained under various approximations and conditions. Elementary relations for subspecies equilibria and its relation to the bulk activity coefficient are discussed. From one choice of reaction conditions, estimates of activity coefficients are given which

*on leave from Chemistry Dept., University of Malaya, 50603 Kuala Lumpur, Malaysia.
Fax:603-79674193, Email:jesu@um.edu.my

are in at least semi-quantitative agreement with the data for non-reacting Lennard-Jones (LJ) particles for the atomic component. The theory developed is applied to ionic reactions where the standard Brönsted-Bjerrum rate equation and exceptions to this are rationalized, and by viewing ion association as a n-meric process, ion activity coefficients may in principle be determined under varying applicable assumptions.

Keywords: [1] elementary reaction rate constant , [2] activity and reactivity coefficients, [3] elementary and ionic reactions without pre-equilibrium.

AMS Classification: 80A10, 80A30, 81T80, 82B05, 92C45, 92E10, 92E20.

1 Introduction

Previous work has detailed a hysteresis model of a simple dimer reaction [1, 2, 3] where the coordinates for molecular formation r_f and breakdown r_b are not at the same vicinity, as shown in Fig.(1). If both these points coincided, then one could in principle define a volume region about the point $r_f = r_b$ that would serve as the transition state pre-equilibrium TS , suggesting a composite reaction such as



which is therefore not strictly elementary since (1) is a summation of elementary steps to yield a net reaction. The current model precludes such a possibility , implying a strictly elementary reaction process. Previous models, especially that of Eyring postulated the pre-equilibrium TS which was also interpreted experimentally [4] but the most recent developments in some cases by-passes this development [5, 6]. In the theory that follows, the TS refers to the point in state space whose neighborhood always includes product and reactant states. The method for treating changes of potential via switch mechanisms were also outlined[1, 2, 3], together with an algorithm which was implemented to conserve energy and momentum at high energy regions with steep potential gradients. This work focuses primarily on the form of the elementary rate constants for the reaction, and presents a way of determining activity and *reactivity* coefficients; the two concepts are different, and will be defined in this work, where under certain conditions, the activity coefficients might be determined. These two types of coefficients are discriminated by first introducing an ansatz of the dependency of the reactivity coefficients on the rate constants and comparing the results with the actual kinetics of the simulation, where it was discovered that there were variations of the rate constant with concentration. Section (3) and its subsections give details of the methods used to determine the extent of variation. The ratio of the reactivity coefficient Φ_k agreed numerically with the results from the activity factor Φ_e , which is determined independently by extrapolation of the variation of the concentration equilibrium ratio determined directly from simulation. This observation is used to develop a theory for the form elementary reaction rate constants take, which does not accord with standard assumptions. The above objectives are realized by first describing the model of the elementary reaction in Section (2). The empirical result of the equivalence of the reactivity and activity coefficient ratios is developed in Section (3) and the subsections where the consequences are discussed in depth. The uniqueness of the activity coefficient and various other associated results

appear in Section(3.3). Verification of the theories concerning the role of activity coefficients in elementary reactions is given in reference to results from the literature for non-reacting LJ particles, where it is argued that the residual Helmholtz energy A_{res} is a better measure for computing the activity coefficient for multi-component system than the residual free energy G_{res} (Sections (3.4.1-3.6.3)). In either case, the activity coefficient for the unreacted particle increases with system concentration and is positive. Of two possibilities for the estimate of the activity coefficient derived from energy considerations of the dimer and single particle trajectory along the reaction coordinate, only one accords with observation derived from simulation data from the literature for the activity coefficient of the atom, with semi-quantitative agreement. From the form of the activity/availability coefficients, rudimentary mechanisms involving single and double stages (Sections (3.6.1-3.6.3)) are proposed for elementary reactions. It is suggested that the 2-stage mechanisms is the more appropriate, and an interpretation of the Brönsted-Bjerrum (BB) rate equation is made on the basis of the two-stage model (Sections (3.6.4-3.6.5)). The conclusion (Section(4)) brings into focus all the details of the preceding sections.

2 The Model

The simulation model is a dimeric particle reaction



at the Lennard-Jones (LJ) supercritical regime ($T^* = 8.0$, $0.03 < \rho < 1.1$) in a range of equilibrium fluid states. Details of the mechanism have already been described and will not be repeated here [7, 8]. In the current study, the potentials given in Fig. 1 are used. In this model, 2 free atoms "react" at r_f where a switch mechanism converts the potential to the harmonic intermolecular potential. The molecule "breaks" at r_b where the potential reverts to the LJ type. At these points, a specialized algorithm was used to conserve energy and momentum and this too has been described in detail [3, 7]. The free atoms A interact with all other particles (whether A or A_2) via a Lennard-Jones spline potential and this type of potential has been described in much detail [9]. An atom at a distance r to another particle possesses a mutual potential energy u_{LJ} where

$$\begin{aligned} u_{LJ} &= 4\epsilon \left[\left(\frac{\sigma}{r} \right)^{12} - \left(\frac{\sigma}{r} \right)^6 \right] & \text{for } r \leq r_s \\ u_{LJ} &= a_{ij}(r - r_c)^2 + b_{ij}(r - r_c)^3 & \text{for } r_s \leq r \leq r_c \\ u_{LJ} &= 0 & \text{for } r > r_c \end{aligned} \quad (3)$$

and where $r_s = (26/7)^{1/6} \sigma$ [9]. At r_f , the potential is switched to the molecular potential given by

$$u(r) = u_{vib}(r)s(r) + u_{LJ}[1 - s(r)] \quad (4)$$

where $u_{vib}(r)$ is the vibrational potential given by eq.(6) below and the switching function $s(r)$ has the form given by eq.(5).

$$s(r) = \frac{1}{1 + \left(\frac{r}{r_{sw}} \right)^n} \quad (5)$$

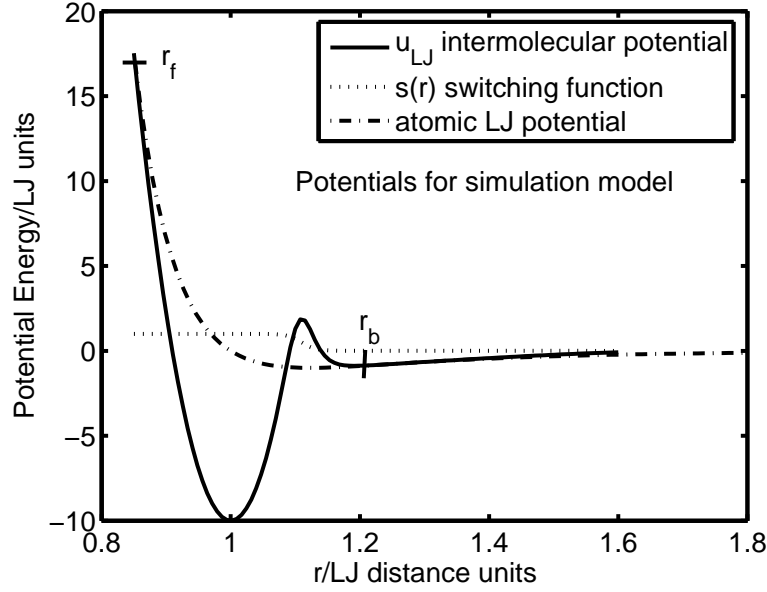


Figure 1: Potentials used for this work

where

$$\begin{cases} s(r) \rightarrow 1 & \text{if } r < r_{sw} \\ s(r) \rightarrow 0 & \text{for } r > r_{sw} \end{cases}.$$

. The switching function becomes effective when the distance between the atoms approach the value r_{sw} (see Fig. (1)). The intramolecular vibrational potential $u_{vib}(r)$ for a molecule is given by

$$u_{vib}(r) = u_0 + \frac{1}{2}k(r - r_0)^2. \quad (6)$$

LJ reduced units are used throughout this work unless stated otherwise. The details of the parameters have been given elsewhere [7] but they include the following:

$u_0 = -10$, $r_0 = 1.0$, $k \sim 2446$ (exact value is determined by the other input parameters), $n = 100$, $r_f = 0.85$, $r_b = 1.20$, and $r_{sw} = 1.11$.

3 Thermodynamic results from equilibrium mixtures

Details of the runs have been described elsewhere [7]. Typical runs of 10 million (10M) time steps were performed at each general system particle density ρ (where ρ refers to the particle which is either free or part of a molecule), where the first 200,000 steps were discarded so that proper equilibration could be achieved for our data samples. The sampling methods have been previously described [9] where sampling of all data variables were done each 20^{th} time step

and where the data were averaged and written into a dump file of 100 dumps for the 10M million time steps. The averaged values in each dump were further averaged to yield the final averages and standard errors. Dynamical quantities however had to be sampled at each time step $\delta t^* = 0.00005$. In view of the abnormally high temperatures –not hitherto encountered in almost all simulation studies– this time step value was found to be *not* too small. The system was thermostatted at the ends of the MD cell only, but very similar unpublished results with less variable fluctuation was obtained by thermostating each layer with strict conservation of momentum during the thermostating process [10] which involves solving coupled equations for each thermostatted layer. But it was desired to mimic the actual experimental situation where the reservoirs occurred at the boundary location of the system. It is surmised that reservoir boundary conditions could play a pivotal role in determining the product outcomes of reactions sensitive to energy fluctuations. The term *sde* in the figure captions refer to the standard error.

3.1 Equilibrium constants

Two independent methods ((i) and (ii)) were used to confirm the thermodynamical results.

(i) *Time independent distribution sampling method*

In order to find the thermodynamic equilibrium constant, K_{eq} , the following procedure was adopted. The concentration ratio, K_c defined as

$$K_c = \frac{x_{A_2}}{x_A^2} \quad (7)$$

was determined as a function of average system density, ρ where the x 's represent number density concentrations of the species indicated by subscript for the reaction (2). At very small densities, the system becomes an 'ideal' mixture, but as illustrated previously [1], the limit of the potentials cannot be the same as the isolated potentials used in the MD calculations, since if this were the case, all the molecules would break up, yielding a net zero value for the equilibrium constant at the limit of zero density. As another project, it would be of interest to determine the limit at which the equilibrium regime breaks down in this thermostatted system, but there may well be technical difficulties involved in computations of very low density systems. The plot of $K_c = K_c(\rho)$ is shown in Fig. (2).

It will be noted that the errors in the K_c ratio at low densities are of order 20 times than that at higher densities, where relatively very accurate sampling is possible. What is observed at very low density is a "saturation" or limit effect for both rates (leading to fluctuations in K_x in method (ii) and depicted in Fig. (6) and for K_c for this method (i) given in Fig. (3). This allows us to determine K_{eq} from taking the average value over a range of low ρ in the saturated range of ρ (here from $\rho = 0.03 - .09$) over about 13 values where theoretically $K_{eq} = \lim_{M \rightarrow \infty} \sum_{i=1}^M K_{c,i} / M$ over any saturated range. The resulting constant is

$$K_{eq} = \lim_{\rho \rightarrow 0} K_c = 0.061 \pm .002 \text{ LJ units} \quad (8)$$

Knowing this value, we calculate the activity coefficient ratio, $\Phi_e = \frac{\gamma_{A_2}}{\gamma_A^2}$, for the

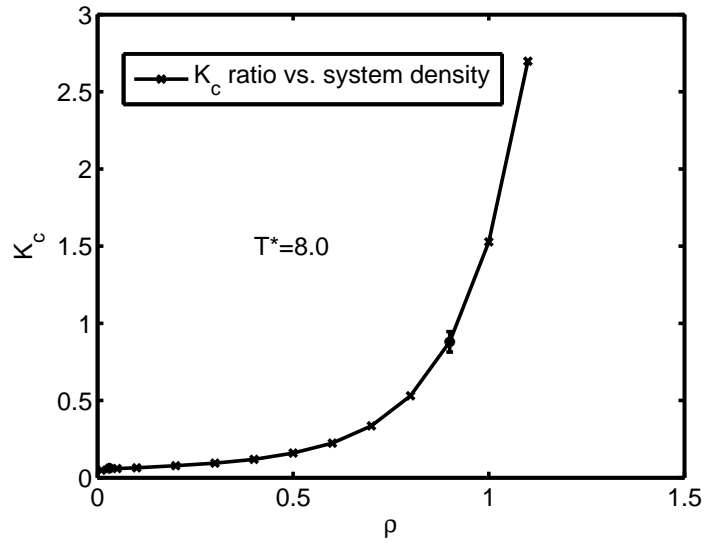


Figure 2: Variation of concentration ratio K_c with ρ , the system number density at LJ temperature $T^* = 8.0$ with $sde = 3$ at $\rho = .03$ and $sde = 50$ at $\rho = .9$

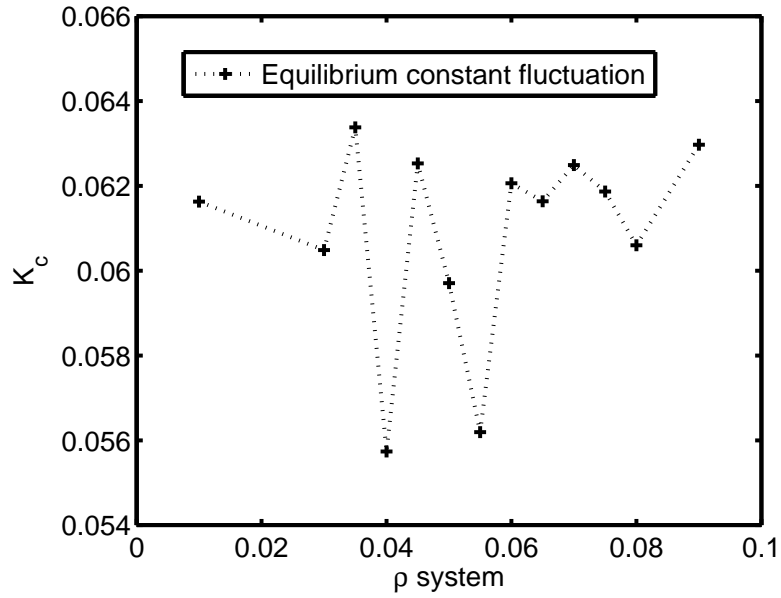


Figure 3: Low density fluctuation of concentration ratio with system density ρ .

other densities using

$$K_{eq} = K_c \frac{\gamma_{A_2}}{\gamma_A^2} = K_c \Phi_e. \quad (9)$$

The ratio of activity coefficients Φ_e is shown as a function of density in Fig.(4).

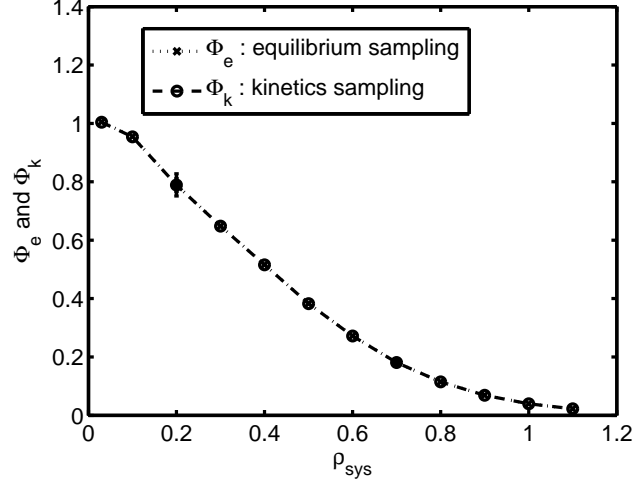


Figure 4: Variation of Φ_e and Φ_k with ρ , which is the system number density at LJ temperature $T^* = 8.0$ where there is empirically complete coincidence within experimental uncertainty.

It is evident from the plots that the mixture is highly non-ideal, which may be expected due to the large differences in the LJ energy well for the molecule and the atom (see Fig.(1)).

The separate activity coefficients may perhaps be derived from cycle studies of equilibrium states that include the reference state at infinite dilution. The derivation might require a series of very elaborate and detailed computations. However, to date no clear theory nor example has been provided as to how this might be achieved.

(ii) *Kinetic sampling method*

From the way the algorithm was constructed for molecular formation, the molecularity of the elementary reaction is 2 leading to a single second-order reaction of formation, and for the dissociation of A_2 , a first-order reaction results since the molecule can only exchange kinetic energy with all other particles within the system without further reactions to the dissociation limit. There are many definitions and conventions for describing the overall rate of reaction and the individual rate constant. Here, the forward rate constant k_1^0 and the dissociation rate constant k_{-1}^0 are defined as the value of the respective rate constants as $\rho \rightarrow 0$ where the unsuperscripted k 's refer to the rate constants for non-zero finite ρ . The overall rate of reaction r may be written in terms of the experimentally determined forward rate r_1 defined as $r_1 = k_1 x_A^2$ and backward rate r_{-1} defined as $r_{-1} = k_{-1} x_{A_2}$ where $r = r_1 - r_{-1} = k_1 x_A^2 - k_{-1} x_{A_2}$. In this definition of rate, no normalization by the stoichiometric factors of the chemical

reaction are used. At equilibrium $r = 0$, and so

$$\frac{x_{A_2}}{x_A^2} = \frac{k_1}{k_{-1}}. \quad (10)$$

The ratio of rate coefficients is the concentration ratio which is this time written as K_x and is expressed only as a kinetic ratio where

$$K_x = \frac{k_1}{k_{-1}}. \quad (11)$$

To verify the above we plot

$$\begin{aligned} r_1/x_A^2 &= Q = k_1 \\ \text{and} \\ r_{-1}/x_{A_2} &= R = k_{-1} \end{aligned} \quad (12)$$

against the density ρ and extrapolate to zero density to determine the equilibrium constant. The rates were calculated independently from the program by monitoring the number of bonds formed or broken for each time step δt^* and averaging this quantity over the $10M$ time steps. The plots of Q and R at low densities (where saturation is observed) are given in Fig.(5) As with K_c , a sat-

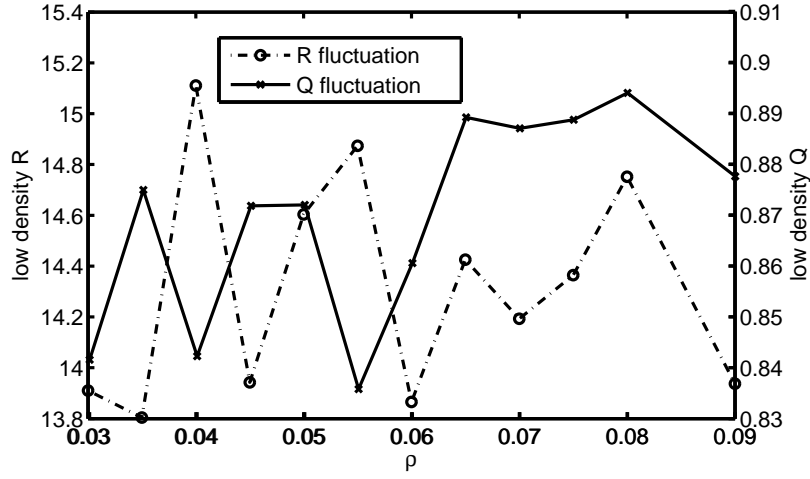


Figure 5: Very low density fluctuation of R and Q . These values were averaged to yield the low density limits.

uration effect is observed amidst the evident fluctuations at very low densities and the zero density (superscripted 0) limit for Q and R is defined thus:

$$\begin{aligned} Q^0 = k_1^0 &= M \lim_{M \rightarrow \infty} \frac{\sum_{i=1}^M Q_i}{M} \\ R^0 = k_{-1}^0 &= M \lim_{M \rightarrow \infty} \frac{\sum_{i=1}^M R_i}{M}. \end{aligned} \quad (13)$$

The subscripted Q 's and R 's in (13) are the values determined in the saturation region interval of ρ where $0.03 \leq \rho \leq 1.1$. In this work $M = 13$. If the simulation is to be consistent and at equilibrium, then $K_c = K_x = Q/R$ which is precisely observed in Fig. (6). The individual variation of R and Q are given in Fig. (7).

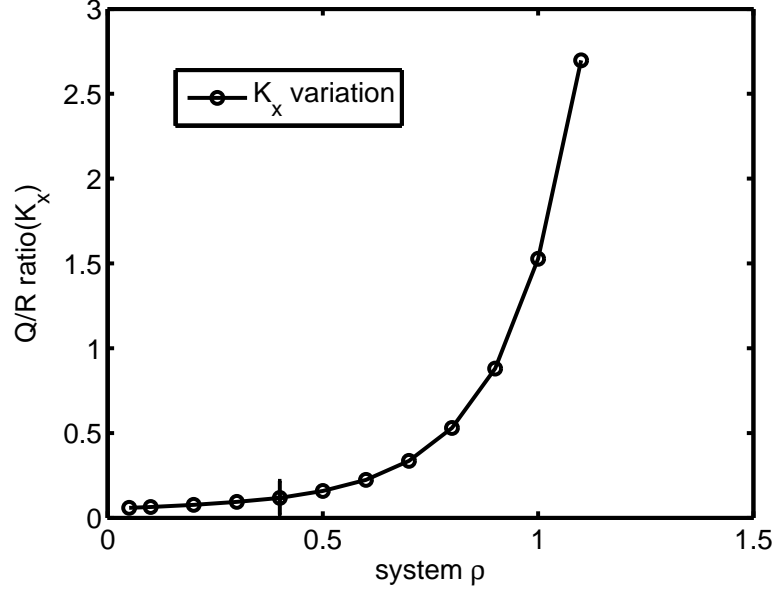


Figure 6: Variation of K_x with system density, with the uncertainty of $sde = 50$ at $\rho = 0.4$.

The results for the low density limits are as follows:

$$\lim_{\rho \rightarrow 0} Q = k_1^0 = 0.870 \pm 0.006 \text{ L.J. units} \quad (14)$$

$$\lim_{\rho \rightarrow 0} R = k_{-1}^0 = 14.32 \pm 0.1 \text{ L.J. units} \quad (15)$$

and their ratio is

$$K_x^0 = \lim_{\rho \rightarrow 0} \frac{k_1}{k_{-1}} = 0.0610 \pm .006 \text{ L.J. units} \quad (16)$$

An excellent agreement with the equilibrium K_{eq} is found, i.e. $K_{eq} = K_x^0 = K_c^0$, where the method used for the determination of the equilibrium constant differs from the static distributive sampling of method (i).

3.2 Survey of some standard form for elementary rate constant form

An elementary reaction has been defined irreducibly [11, p.1] as due to the actual scattering of particles where "...Chemical reactions occur by the collision of molecules, and such an event is called an elementary reaction for specified

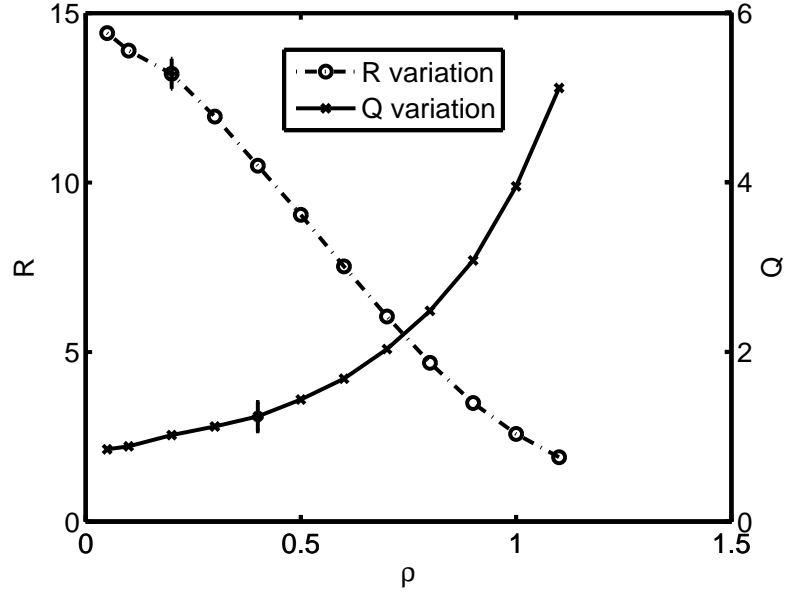


Figure 7: General variation of $Q = k_1$ and $R = k_{-1}$ with ρ , the system density at LJ temperature $T^* = 8.0$ with $sde(Q) = 50$ and $sde(R) = 3$ at the indicated points. These values are at typical system densities which were not used for the extrapolation process.

reactant and product molecules’’ where if there are two or more elementary steps involved, as in the Michaelis-Menten reaction, then a ’’pseudo-elementary reaction’’ is implicated [11, p.3]. The rate coefficient [11, p.7, Chap. 3] is written $k(T)$, ’’and is generally a function of temperature, and frequently of T only.’’ The onset of perturbations [11, eg. Chap. 11, Oscillatory Reactions] are due to species effects not connected to $k(T)$ where the rate ν of the elementary reaction is written $\nu = k(T)[A]^\alpha[B]^\beta\dots$ and the entire field of reaction mechanisms does not question this representation. The form was established over a century and a half ago and follows from the law of mass action [12, Chap. 3] which was suggested by persons which included C.L. Berthollet (1799), M. Berthelot and P. St. Gilles (1862-63), L. Wilhelmy (1850), H. Rose (1842), A.W. Williamson (1859) and C. Guldberg and P. Waage (1864-67) where they all in different ways generally inferred that at equilibrium,

$$k_+ R_1 R_2 \dots = k_- P_1 P_2 \dots \quad (17)$$

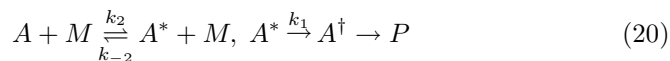
where the R ’s and the P ’s were effectively the mass concentrations of reactants and products and where the k ’s were ’’coefficients of velocity’’ which *were independent of concentration*. This form has been maintained to the present times no matter how complex the reactions (e.g. possibly involving multi-step cluster and activated thermal electron transfer [13] or complex chemical oscillations [14]. In the preface of the text devoted to non-linear chemical kinetics [14], it was surmised ’’...only first order processes escape the non-linear net, and even these get caught if there is the slightest departure from isothermal operation.’’ On the other hand, in the dimer reaction described here, the first order $A_2 \rightarrow 2A$ process is shown to be non-linear in the most ordinary circumstances. Complex concentration effects on the rate constant have been structured by postulating the concatenation of several elementary reactions, meaning that these reactions are pseudo-elementary according to Ref. [11], where each elementary reaction rate constant is strictly concentration independent in all the references hitherto encountered, and which therefore can be taken to be a universal definition. In Eyring’s transition state theory, a scheme



is postulated for the pseudo-elementary reaction (18) above [15, eqn. 4.3, p.125], leading to a rate R

$$R = k'(T) \frac{\gamma_1 \gamma_2}{\gamma^\ddagger} \dots C_1 C_2 \dots \quad (19)$$

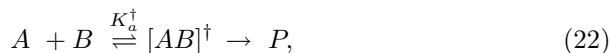
where $k'(T)$ is strictly temperature dependent, and the γ ’s are the activity coefficients; $k'(T)$ is derived from a product function involving equilibrium constants, and strictly elementary rate constants, implying no other variable dependency other than T . Likewise, pressure dependency of unimolecular and association reactions [16, 1995 edition, p.121-142] are explained by Lindemann-type mechanisms involving complex equilibria, which introduces a pressure dependence on the pseudo-rate constant [16, 1995 edition, p.138, Sec. 5.11, Association reactions]. Ref. [15, Sec. 5.4, p.186] give examples of composite elementary reactions, such as [15, eqn. 5.90, p.191]



where various quantum statistical approximations are applied to each elementary step involving the individual $k_i(T)$ rate constants to derive the overall rate constant which is first order at low reactant concentrations and second order at high concentrations. As stated elsewhere, Kosloff has gone beyond the *TST* pseudo-elementary reaction theories by developing a straight trajectory model [17, p.187] which superimposes trajectories with energy grids. More recent methods, such as developed by Miller [5] involves going beyond TST where an exact trajectory is calculated ”‘which is no longer a transition state theory’” [5, p.387]. However, in these exact treatments, the isolated participants only are included, e.g. [5, p.eqn. 46, p.402] in



where the CRP (cumulative reaction probability) is calculated for the 4 atom system ($6 - D$ calculations). The microcanonical rate constant $k(T)$ for a bimolecular reaction $A + BC \rightarrow AB + C$ is defined such that $k(T)$ is the canonical ensemble rate coefficient in the expression $-\frac{d[A]}{dt} = k(T)[A][BC]$ and $k(T)$ is determined from an integral involving the CRP. A direct evaluation can also be made without CRP’s [5, p.408, eqn.50] where the direct calculation involves a flux operator $\hat{\mathcal{F}}$ which is related to the system Hamiltonian and trajectory which in all these treatments does not include the rest of the environment variables. A recent example of such direct calculations is given in [18] for gas phase reactions, where the flux operator is a type of commutator $\hat{\mathcal{F}} = \frac{i}{\hbar}[H, \theta(s)]$, where H is the system Hamiltonian and s are the trajectory coordinates with θ being the heavyside function. Reference [6] is an excellent resume of the most up to date prominent methods available, all conforming to the $k = k(T)$ assumption for elementary reactions where no direct relationship with the activity of the species has been deduced, as will be attempted here. A brief survey of the recent past also does not yield any exceptions to the standard definition [19, p.36, p.109, eq. 3.25, p.239, eq. 7.38]. Espenson [20, p.157]too, writes $k = k(T)$ for elementary reactions. In developing the standard Brönsted-Bjerrum equation for the reaction $A + B \rightarrow P$ (*products*), he breaks down this reaction into a sum of elementary reactions [20, eq.9-22]



where he infers [20, p.204], in keeping strictly with the rate constant definition that ”‘...The rate is taken to be proportional to the concentration (not the activity !) of the transition state’”, thereby deducing the standard form [20, p.204, eq.9-27] for the Brönsted-Bjerrum equations as

$$k(T) = k_{ref} \frac{\gamma_A \gamma_B}{\gamma^\ddagger} \quad (23)$$

where in the present simulation, the reference state is the vacuum. Other treatises do not differ in interpretation when they write [21, p.3]” ‘...Typically, rate constants are independent of concentration but they may be quite sensitive functions of the temperature.’” This independence of concentration for elementary reactions is maintained elsewhere, e.g. [22, p.13,eq.1-11],[23, p.2]and [24, p.35, eq.2.39].

3.3 Reactivity, activity and availability coefficients and ratios

Write

$$\begin{aligned} Q &= k_1^0 \gamma_A'^2 = k_1 \\ R &= k_{-1}^0 \gamma_{A_2}' = k_{-1} \end{aligned} \quad (24)$$

where γ_A' and γ_{A_2}' are defined as "reactivity" coefficients. In this system, the substrate in which the chemical reaction occurs is the vacuum state with a defined zero of energy relative to the component species. Obviously, $\gamma_A' = \sqrt{\frac{Q}{k_1^0}}$ and $\gamma_{A_2}' = \frac{R}{k_{-1}^0}$ are computable since all the other terms are. These coefficients are graphed in Fig. (8). We make the following observation:

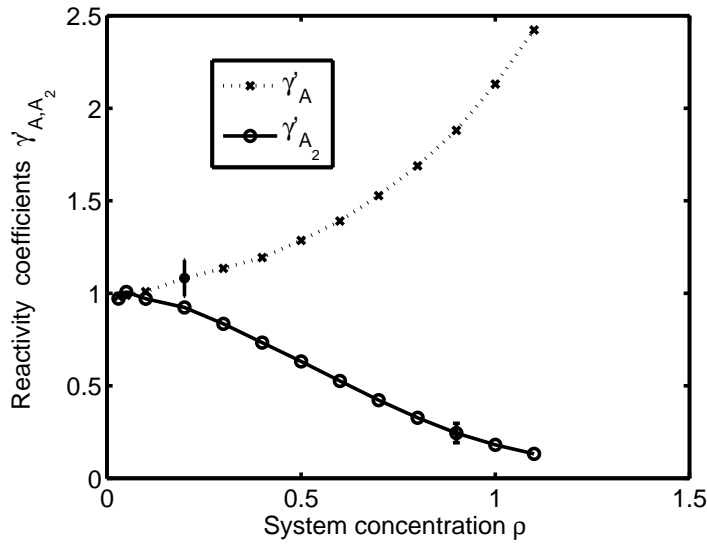


Figure 8: Variation of reactivity coefficients γ_A' and γ_{A_2}' with ρ , the system number density at temperature $T^* = 8.0$.

Observation 1 γ_A' and γ_{A_2}' are not in general unity, especially at higher ρ values.

According to the prevailing theories over the centuries, the rate constant proper is independent of concentration for strictly elementary reactions. Activity coefficients are only introduced via an equilibrium constant as a result of composite schemes where some pre-equilibrium is postulated, the chief example being activated complex theory, and the earlier and related ionic reactions based on the Brönsted-Bjerrum equation. In the present scheme, pre-equilibria has been ruled out, because the non-reversible, cyclical pathway of the reaction does not allow for such a situation. The results here show that the conventional definition of the rate constant for elementary reactive processes is incomplete, unless the γ' reactivity factor is included, as summarized below.

Lemma 1 *Given that the temperature-only dependent portion of the rate constant k_B^0 is always present, then its product with the reactivity coefficients are a necessary and sufficient condition for the rate constant to be complete.*

Proof. Denote by $[X]$ the presence of factor X and $\vee \wedge$ the logical 'or' and 'and' conjunctions respectively with \neg the negation. Let the rate \mathcal{S}_B for species B be given by

$$\mathcal{S}_B = k_B^0 \gamma_B' \quad (25)$$

where γ_B' are the reactivity factors (they may be product terms as for our A species). Then $[\gamma_B'] \wedge [k_B^0] \Rightarrow \mathcal{S}_B$ is complete since form (25) leads experimentally to an exact description for all ρ values. The converse is

$$\neg \left([\gamma_B'] \wedge [k_B^0] \right) = \neg[\gamma_B'] \vee \neg[k_B^0] \Rightarrow \neg \mathcal{S}_B. \quad (26)$$

Since by hypothesis $[k_B^0]$ is present, then $[\neg k_B^0]$ is false and so if γ_B' is not present implies \mathcal{S}_B is incomplete (which is impossible) •

Fig. (8) provides for the following:

Observation 2 $\Phi_k = \frac{\gamma_{A_2}'}{\gamma_A^2}$ is coincident with Φ_e within computational accuracy for all physically feasible ρ .

This is an remarkable and unexpected result from which further properties issue forth such as:

Lemma 2 *The general solution to Observation(2) is*

$$\begin{aligned} \gamma_A^2 c(\rho) &= \gamma_A'^2 \\ \gamma_{A_2} c(\rho) &= \gamma_{A_2}'. \end{aligned} \quad (27)$$

where γ_A and γ_{A_2} are the activity coefficients.

Proof. The reactivity coefficients for any species X is known i.e. $\gamma_X' = \gamma_X'(\rho)$ and γ_A, γ_{A_2} exists by hypothesis (Observation (2)). Then $\exists d_i$ such that $\gamma_A^2 d_i = \gamma_A'^2$ and similarly $\gamma_{A_2} d_i' = \gamma_{A_2}'$. Observation(2) implies $\left(\frac{d_i'}{d_i} = 1 \right)$ for all ρ or $d_i' = d_i$ for every ρ_i . Define the function $c : \rho_i \rightarrow d_i$ or $c = c(\rho)$ •

If $c(\rho)$ is a more complex function than unity, we may rescale our apparent activity coefficients such that we may relate the kinetically derived γ' reactivity coefficients with the 'actual' γ coefficients determined from equilibrium distribution studies, so that $\gamma_A' = \gamma_A c(\rho)^{1/2}$, $\gamma_{A_2}' = \gamma_{A_2} c(\rho)$ are used instead of the γ activity coefficient in the chemical potentials for the system. That is, if the actual potentials are scaled, we wish to determine whether γ_A' and γ_{A_2}' may be used as equivalent activity coefficients when γ_A and γ_{A_2} are scaled by functions $c(\rho)^{1/2}$ and $c(\rho)$ respectively. As a matter of interest, in the sections that follow, it will be shown that the chemical potentials refer to purely isothermal reversible work terms.

Lemma 3 *The scaled activity coefficients yield equivalent expressions for the Gibbs equilibrium criterion for the same Gibbs standard chemical potentials, but the Gibbs-Duhem condition demands $c(\rho) = \text{constant}$.*

Proof. Writing the rescaled chemical potential for any species p as $\mu_p^+ = \mu^* + RT \ln x_p \gamma_p'$ and $\mu_p = \mu^* + RT \ln x_p \gamma_p$ for the unscaled potentials, then application of Gibbs' criterion for the scaled variables yields: $2\mu_A^+ = \mu_{A_2}^+ \Rightarrow 2\mu_A = \mu_{A_2}$ by algebraic cancellation and $2\mu_A = \mu_{A_2} \Rightarrow 2\mu_A^+ = \mu_{A_2}^+$ by algebraic addition of $\ln c$ on both sides of the equation. Hence either set (μ or μ^+) of potentials may be used to determine the equilibrium point where γ_p' represents the activity coefficient for the μ_p^+ chemical potential set. The Gibbs-Duhem equation for the scaled system at constant (P, V) is

$$\sum_i x_i d\mu_i^+ = 0 \quad (28)$$

where

$$d\mu_p^+ = d\mu_p^* + RT d \ln x_p + RT d \ln \gamma_p + RT d \ln f_p(c). \quad (29)$$

Comparing (28) with $\sum_i x_i d\mu_i = 0$ for the $\{\mu_p\}$ set, we derive

$$x_A RT d \ln c^{1/2} + x_{A_2} RT d \ln c = 0 \quad (30)$$

or

$$\frac{x_A}{2} d \ln c = x_{A_2} d \ln c \quad (31)$$

which is generally a contradiction unless $c(\rho) = \text{constant}$, which implies $c = 1$ since $\lim_{\rho \rightarrow 0} c(\rho) = 1$ •

Corollary 1 *From Lemma (3), either set (μ or μ^+) may be used to determined the equilibrium point, but there is only one specified activity coefficient set $\{\gamma_p\}$.*

Corollary 2 *If it can be proved that for any rescaled activity coefficient γ_i' , there can exist only one equilibrium concentration ratio satisfying the Gibbs equilibrium criterion and the Gibbs-Duhem equation for the same chemical potential functions, then $c(\rho) = 1$ and $\gamma_j' = \gamma_j$.*

Corollary 3 *The activity coefficients are unique in that if they are rescaled, then $c(\rho) = 1$ only.*

Corollary 4 *From the invariance of the equilibrium constant due to the Gibbs criterion, the rate constants between two states 1 and 2 due to catalytic activity are related as follows:*

$$\left(\frac{k_1}{k-1} \right)_1 \left(\frac{k-1}{k_1} \right)_2 \left(\frac{\gamma_{A_2}}{\gamma_A^2} \right)_1 \left(\frac{\gamma_A^2}{\gamma_{A_2}} \right)_2 = 1 \quad (32)$$

One may not expect the γ 's to vary between two equilibrium catalytic states by mutual cancellation but eq.(32) is the general expression. Given the same mechanism, changes of rate can only be affected by changes in the isolated intermolecular potentials, or the net potentials due to the sum of all relevant interactions. Both these cases seem to imply minute changes to the species type. Provided that these changes do not affect to first order ΔG_r^0 for the standard free energy change, eq.(32) should obtain approximately. Since Q, R , and the γ 's are functions of ρ , we can write equations (12) in the form

$$\begin{aligned}
Q &= k_1^0 \left(\sum_{i=1}^{\infty} a_i \gamma_A^i \right) \gamma_A^2 \\
R &= k_{-1}^0 \left(\sum_{i=1}^{\infty} b_i \gamma_{A_2}^i \right) \gamma_{A_2}
\end{aligned} \tag{33}$$

If R and Q are independent variables, it is not immediately obvious why the common factor $c(\rho) = \sum_{i=1}^{\infty} a_i \gamma_A^i = \sum_{i=1}^{\infty} b_i \gamma_{A_2}^i$ must have the same non-constant value at each ρ if we should vary the temperature: hence one might expect that $c(\rho) = 1$: if this is not generally the case, then there is embedded within the MD potentials a yet to be clarified link between the forward and backward rates.

The plot of the reactivity coefficient is given in Fig. (8) as a function of average system density. Both coefficients extrapolate to unity. While the reactivity coefficient of A is larger than unity, that of A_2 is smaller than unity, and one might expect such behavior to arise from the differing potentials and net surface area to volume ratio that exists for these two species. The reactivity of species p , a_p is defined by $a_p = \gamma'_p \cdot \rho_p$ where ρ_p is the concentration (e.g. number density) of species p . A plot of the variation of these quantities appears in Fig. (9), where the densities refer to the actual number density of the concerned species and not to the general system density ρ . The looping of the curve for A is very interesting because with increasing system density, the equilibrium constant adjusts itself to accommodate an increasing reactivity coefficient for A, implying at constant temperature a species density reduction, which explains the looping back behavior of the reactivity for A. At the current state of development, one must use physical arguments to determine whether the reactivity and activity coefficients are identical or not. It is surmised that it is not from considerations of the estimates of the LJ fluid activity coefficients relative to the boundary conditions imposed. It is estimated that both the dimer and atomic activity coefficients either increase or decrease with system density, and therefore cannot equal the reactivity coefficients where the trend for dimer and atom are in contrary directions. It is then surmised that the activities both increase with system concentration by comparison with the LJ fluid for the atomic constituent. Before examining the thermodynamics of the single component monomer A, we digress to an outline of a theory of internal species equilibrium that is of use to describe species states along a reaction pathway.

3.3.1 Internal equilibrium of product species

It was conjectured that a subsystem described by non-canonical coordinates would have a Boltzmannized energy distribution for the kinetic energy if the energy interaction of the coordinate were due solely to external forces (due to the reservoir). This conjecture is extended to the external potential here; in fact the Debye-Huckel (DH) and extended theories of electrolyte solutions all make this assumption [25]. Under this assumption, a particular species Z (being either product P or reactant R species in the equilibrium $R \rightleftharpoons P$) can exist in p varying energy states Z_1, Z_2, \dots, Z_p as enumerated by an appropriate algorithm. The enumeration may be with respect to energy states in terms of a coarse grid of magnitude ΔE ; such techniques have been developed in recent times

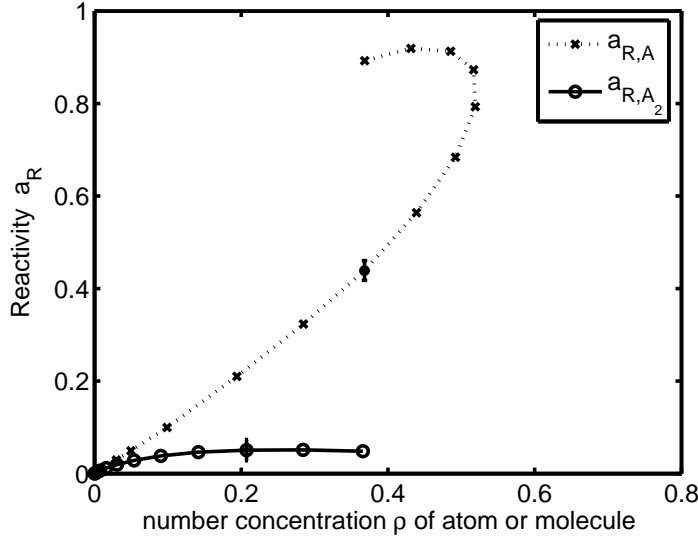


Figure 9: Variation of reactivity a_A and a_{A_2} with ρ_A and ρ_{A_2} , the actual number density of the species concerned at LJ temperature $T^* = 8.0$ with $sde = 10, 40$ respectively for the uncertainty in a_A and a_{A_2} .

by Kosloff [17, p.187] who superimposes reaction dynamics trajectories with a gridded "energy range of molecular encounter ΔE ... typically in the range of $0 - 10$ eV." And It will be further assumed that a convenient algorithm exists for this purpose. The example given here is for reasons of illustration, to show that the activity coefficient may be determined at any point if a partial enumeration were known, and to extend the DH theoretical assumption. The science of enumeration has made much progress in recent years, especially in the characterization of species types in mathematical chemistry, whose pioneers include Balaban[26]. The techniques developed for chemical structures could conceivably be extended to these cluster types. The temperature of each of the species in the enumeration is approximated as the same as the system temperature T determined from $\frac{3kT}{2} = \left\langle \frac{p_i'^2}{2m_i} \right\rangle$ where it has been shown that they may differ slightly since they are not the canonical coordinates [8]. Hence this theory is an approximation. Then the chemical potential μ_{Z_i} of each of these states share the same standard state μ_Z^0 where $\mu_{Z_i} = \mu_Z^0 + kT \ln c_i \gamma_i$ with c_i and γ_i representing the concentration and activity coefficient respectively and for the Z species as a whole, its concentration c_{tot} will be $c_{tot} = \sum_{i=1}^p c_i$ and the bulk activity coefficient will be denoted as γ_{tot} . The species equilibrium

$$Z_1 \rightleftharpoons Z_2 \rightleftharpoons Z_3 \dots \rightleftharpoons Z_p \quad (34)$$

implies a form

$$kT \ln c_{gm} \gamma_{gm} = kT \ln c_i \gamma_i = kT \ln c_j \gamma_j \quad (j \neq i) \quad (35)$$

where c_{gm} and γ_{gm} will be determined. From (35), let $\alpha_i = c_i \gamma_i$, then $\alpha_i = \alpha_j = \alpha'$ since $\mu_{Z_i}^0(T) = \mu_Z^0(T)$, and further define

$$kT \ln \left\{ \prod_{i=1}^p c_i \gamma_i \right\} = kT \ln A. \quad (36)$$

From (36),

$$kT p \ln \alpha' = kT \ln(c_1 c_2 \dots c_p) + kT \ln(\gamma_1 \gamma_2 \dots \gamma_p)$$

leading to

$$kT \ln \alpha' = kT \ln\{c_1 c_2 \dots c_p\}^{1/p} + kT \ln\{\gamma_1 \gamma_2 \dots \gamma_p\}^{1/p} \quad (37)$$

Define

$$\begin{aligned} \ln c_{gm} &= \ln\{c_1 c_2 c_3 \dots c_p\}^{1/p} \\ \ln \gamma_{gm} &= \ln\{\gamma_1 \gamma_2 \gamma_3 \dots \gamma_p\}^{1/p}. \end{aligned} \quad (38)$$

Then $c_{gm} = \{c_1 c_2 \dots c_p\}^{1/p}$ and $\gamma_{gm} = \{\gamma_1 \gamma_2 \dots \gamma_p\}^{1/p}$. Further (37) gives

$$kT \ln c_{gm} \gamma_{gm} = kT \ln \alpha' = kT \ln \gamma_i c_i. \quad (39)$$

It will be noted that (39) can refer to a partial (incomplete) enumeration where the i^{th} enumeration need not be in the set if the Gibbs equilibrium criterion obtains for the i^{th} species in equilibrium with the other species.

What is the relationship between the different c and γ coefficients?

For a complete enumeration over an energy grid, each of which has an energy difference of magnitude ΔE , the average potential experienced by the species X is \bar{w} , so that $\bar{w} = kT \ln \gamma_{tot}$ by definition, where $\mu_Z = \mu_Z^0 + kT \ln c_{tot} \gamma_{tot}$. The probability of state i , p_i is $p_i = c_i / c_{tot}$ and under the canonical ensemble assumption above, $p_i = \frac{\exp -\epsilon_i \beta}{Z}$ where $Z = \sum_{i=1}^p \exp -\epsilon_i \beta$ is the partition function of the distribution with $\beta = 1/(kT)$. By taking averages, the above yields

$$kT \ln \gamma_{tot} = kT \sum_{i=1}^p p_i \ln \gamma_i \quad (40)$$

or

$$\ln \gamma_{tot} = \sum_{i=1}^p \frac{c_i}{c_{tot}} \ln \gamma_i \quad (41)$$

Hence, (41) leads to

$$c_{tot} \ln \gamma_{tot} = \sum_{i=1}^p c_i \ln \gamma_i \quad (42)$$

Defining a departure from bulk value γ' where $\gamma_i = \gamma_{tot} \gamma'_i$, then (42) can be written in the form

$$\sum_{i=1}^p c_i \ln \gamma'_i = 0. \quad (43)$$

by expansion of terms.

If the degenerate terms are all collected together, the canonical distribution can be written $p_i = \frac{g_i \exp -\beta \epsilon_i}{Z}$. (Other modifications are straightforward and

here $\mathcal{Z} = \sum_{i=1}^p g_i \exp(-\beta\epsilon_i)$. We assume p non-degenerate energy states. Since $\gamma_i = \exp \beta\epsilon_i$, then the probability term is $p_i = \frac{g_i}{\gamma_i \mathcal{Z}}$ and so

$$\ln p_i = \ln g_i - \ln \mathcal{Z} - \ln \gamma_i \quad (44)$$

so that (41) becomes

$$\ln \gamma_{tot} = \sum_{i=1}^p \frac{g_i}{\gamma_i \mathcal{Z}} \ln \gamma_i = \frac{1}{\mathcal{Z}} \sum_{i=1}^p g_i \frac{\ln \gamma_i}{\gamma_i} \quad (45)$$

and for $g_i = 1$ there results

$$\ln \gamma_{tot} = \frac{1}{\mathcal{Z}} \ln \prod_{i=1}^p \left(\gamma_i^{1/\gamma_i} \right). \quad (46)$$

What can be said of γ_{tot} in terms of $c_{gm}\gamma_{gm} = \alpha$ where (39) gives $c_{gm}\gamma_{gm} = \alpha = \gamma_i c_i$? From these definitions and (42), there results

$$\ln \gamma_{tot} = \frac{c_{gm}\gamma_{gm}}{c_{tot}} \ln \prod_{i=1}^p \left(\gamma_i^{1/\gamma_i} \right). \quad (47)$$

and comparing (47) with (46) implies

$$\mathcal{Z} = \frac{c_{tot}}{c_{gm}\gamma_{gm}}. \quad (48)$$

For degenerate systems, let $a_i = g_i/\gamma_i$, then

$$\ln \gamma_{tot} = \frac{1}{\mathcal{Z}} \ln \prod_{i=1}^p \left(\gamma_i^{a_i} \right). \quad (49)$$

Then (47) and (49) leads to a general coupled equation

$$\prod_{i=1}^p \gamma_i^{a_i/\mathcal{Z}} = \prod_{i=1}^p \gamma_i^{\left(\frac{c_{gm}\gamma_{gm}}{c_{tot}\gamma_i} \right)}. \quad (50)$$

Forcing independence of the γ_i is equivalent to equating exponents, leading to the result

$$\frac{g_i}{\mathcal{Z}} = \frac{c_{gm}\gamma_{gm}}{c_{tot}}. \quad (51)$$

Similarly, (42) and the definition of α leads to

$$\ln \gamma_{tot} = \ln \alpha - \sum_{i=1}^p p_i \ln c_i. \quad (52)$$

Using the definition for c_i in terms of p_i , we derive

$$\ln \gamma_{tot} = \ln \frac{\alpha}{c_{tot}} - \sum_{i=1}^p p_i \ln p_i \quad (53)$$

which has an interesting entropy-like contribution in the probabilities. Finally, the maximum available potential energy for any one species γ_i must obey elementary relations such as $\gamma_{gm}c_{gm} = \gamma_i c_i$ and $\frac{\gamma_i c_i}{\gamma_j c_j} = 1$, implying that one can determine the γ terms if the concentration terms were known at any volume element of the chemical trajectory.

3.4 Thermodynamics of fluid and discussion of the $c(\rho)$ scaling function

Lemma(3) implies that since the activity coefficients are unique relative to scaling, an attempt to estimate $c(\rho)$ can come only from physical/kinetic experimental considerations, where this function should not contradict ancillary data and estimates. One can expect the activity coefficient of the A atom to be approximately that of the LJ fluid at the same density and temperature at low dimer concentrations. A rationale must be provided on how to estimate this quantity from available data. Some data exists [27, 28] for the LJ fluid up to $T^* = 6.0$. At such temperatures, the fitting is highly sensitive to the γ coefficients, unlike what was reported [28, sec.4,p.607] (presumably for much lower T values, where γ was regressed for $1 \leq \gamma \leq 7$ with low correlation of the minimum). The parameters for the various estimates for the monomer activity was scanned from the $x(i)$ values in Table 4. of [27] and fitted into the equations found in [28]. The residual or excess Helmholtz free energy in reduced units, which is the difference between the ideal gas value and the actual value is given by [28, eq. 5]

$$A_r^* = \sum_{i=1}^8 \frac{a_i \rho^{*i}}{i} + \sum_{i=1}^6 b_i G_i \quad (54)$$

with the pressure having the expression

$$P^* = \rho^* T^* + \sum_{i=1}^8 a_i \rho^{*(i+1)} + F \sum_{i=1}^6 b_i \rho^{*(2i+1)} \quad (55)$$

with $F = \exp(-\gamma \rho^{*2})$, γ being a non-linear adjustable parameter. The excess free energy G_r^* is given by

$$G_r^* = A_r^* + \frac{P^*}{\rho^*} - T^*. \quad (56)$$

The reduced units variables are denoted by * superscripts, and the a_i and b_i coefficients are given as complex polynomials in $x(i)$ and T^* in the tables in [28]. It was found that at $T^* = 6$, a good value for γ (to the nearest digit) was 2.7 which yielded the fitting pressure of 12.7931, close to the experimental value of 12.43(2) in the phase diagram. The simulations here were off-scale at $T^* = 8.0$, but nevertheless the value of γ given above was adopted for estimating the excess free energies at the simulation temperature as well as the atomic γ_A coefficients according to the theoretical model below.

A circular reasoning has been detected in the definition of multicomponent Gibbsian free energies [29, p.706, Sec. 5] and the associated chemical potential, where it was pointed out that the TdS term defined by Denbigh [30] sometimes referred to a heat input term for multicomponent closed systems, and sometimes not, leading to an undecided paradox, but where the chemical potential is a pure work term; in the new exact thermodynamics [29, p.707, after eqn(30)], the chemical potential is a mixed heat-work term. In this work, we shall conform to conventional descriptions, thereby reinterpreting the physical meaning of some of the standard expressions. It will be argued here that relative to the concentration where the chemical potential is written $\mu_i = \mu_i^0 + kT \ln c_i \gamma_i$, and where this term represents isothermal work done on the system, the excess

Helmholtz energy A_r^* seems to refer to the γ_i activity coefficient (here analogous to the "fugacity") coefficient and not the excess Gibbs free energy G_r^* for the reasons that follow. For a single phase at constant temperature, $dG = Vdp$ and for a perfect classical fluid $\Delta G = \int Vdp = - \int pdV$ where the work loss on the system is equivalent to ΔG but this is *not true* of imperfect systems. It will be proved from the Kelvin-Clausius statement that the external work (if it were the sole work source) takes into account the internal intermolecular forces. The chemical potential $\mu_i \equiv \left(\frac{\partial G}{\partial n_i} \right)_{T,P,n_j}$, despite being defined as [30, p.79] ".....the amount by which the capacity of the phase for doing work (other than work of expansion) is increased per unit amount of substance added...." is often written in the form

$$\mu_i = \mu_i^0(T) + kT \ln c_i \gamma_i \quad (57)$$

for substance i . The definition by Denbigh may perhaps be reflected in the view of some others who suppose that even for single phase systems, it is believed that $G/N \equiv \mu_i$ [31, pg 83]. Indeed, for a single phase system, some have identified the chemical potential with the Gibbs function as $U - TS + pV = \mu n = G$ with n being the amount parameter [31, Sec. 7.3,p.83].

This would suggest that for multicomponent systems, the free energy differential written

$$dG = -SdT + VdP + \sum_i \mu_i dn_i \quad (58)$$

implies that the chemical potential refers to a contribution to the free energy to the state at constant p and T [32, p.126] with the material addition dn_i . Then from $G = \sum_i n_i \mu_i$ [32, p.255,eqn.9.23], the one component form suggests that $\frac{\partial G}{\partial n_i} = \mu_i$ or $\frac{\partial(\mu_i n_i)}{\partial n_i} = \mu_i$ or $\frac{\partial(kT \ln c_i \gamma_i)}{\partial n_i} = 0$ for all species i which is undemonstrated. Furthermore, for imperfect fluids $\int VdP \neq - \int PdV$ generally and so does not appear to constitute a pure external work term for single phase, single component systems; if it were nevertheless the case, then

$$\begin{aligned} G_{ex,i} = G_{real,i} - G_{id,i} &= \mu^0(T) + kT \ln c_i \gamma_i - \mu^0(T) - kT \ln c_i \\ \Rightarrow \gamma_i &= \exp \left(\frac{G_{ex,i}}{kT} \right). \end{aligned} \quad (59)$$

To estimate the activity coefficient of the LJ fluid, one must refer to the excess work done on the particle $\delta w_{ex,i}$, where conventionally, the activity coefficient γ_i refers to this work. [25, Chap.1,p. 4-8] where $kT \ln \gamma_i = \delta w_{ex,i}$; it will be shown that the term $kT \ln c_i$ refers to the external work done on the system to the state concerned, and this work is also equivalent to introducing unit amount of substance i from the standard state condition of unit activity coefficient. The work done for a perfect fluid on the system is

$$\delta w = -NkT \ln \frac{V_2}{V_1} = NkT \ln \frac{c_2}{c_1} \quad (60)$$

between states 2 and 1. Under the typical convention $c_1 \rightarrow 0$, $\gamma_1 \rightarrow 1$, the standard state c_1 leads to a singularity in this limit. Write $\delta c_i M_i = 1$ for any small value of c_1 of amount δc_1 when $\gamma_i \rightarrow 1$. So, $M_i \rightarrow \infty$ but for any small δc_i , it is a large finite number. The form of the chemical potential, if rescaled

to conform to these limits must be of the form

$$\mu'_i = \mu_i^{0'}(T) + kT \ln \frac{c_i \gamma_i}{[1Unit]}. \quad (61)$$

But whatever the scaling, the form and value for these variables match, i.e. $\mu_i = \mu'_i$ where μ_i^0 refers to a standard chemical potential of isolated substance i as $c_i \rightarrow 0$ since the physical meaning of μ_i must be preserved. Thus,

$$\mu_i^0(T) + kT \ln \frac{\gamma_i c_i}{[\delta c_i]} = \mu_i^0(T) + kT \ln M_i + kT \ln \frac{c_i \gamma_i}{[\delta c_i M_i]} \quad (62)$$

so that

$$\mu_i^{0'}(T) = \mu_i^0(T) + T \cdot Q_i \quad (63)$$

where

$$Q_i = k \ln M_i. \quad (64)$$

Let substance i , also termed substance A be the basic constituent from which all other substances are formed. Other substances are built upon this primary substance, where in general

$$A_n + A_m \rightarrow A_{m+n} \quad (65)$$

and the subscript m refers to the number of units of A making up substance A_m . For instance for the reaction $nA \rightleftharpoons A_n$, the standard state chemical potential $\mu_{A_n}^0(T)$ for A_n is defined as

$$\mu_{A_n}^0(T) = n\mu_A^0 + \delta\mu_{A_n}^0. \quad (66)$$

Here, $\delta\mu_{A_n}^0$ refers to the work required to form A_n from n units of A . For all reacting species A_q , a common lower end concentration limit is imposed where

$$\delta c_{A_n} = \delta c_i = \delta c_A = \delta c_{A_q} \quad (67)$$

for all n and q . Because of this, we can write

$$\mu_{A_n}^{0'}(T) = n \cdot \mu_A^{0'} + \delta A_n \quad (68)$$

where

$$\mu_A^{0'} = \mu_i^0(T) + TQ_i \quad (69)$$

with $Q_i = k \ln M_i$. But from (69)

$$n\mu_A^{0'} = n\mu_i^0(T) + nTQ_i \quad (70)$$

and from (68) the following results

$$\mu_{A_n}^{0'} = n\mu_i^0(T) + nTQ_i + \delta A_n \quad (71)$$

$$= n\mu_i^0(T) + nTQ_{A_n} + \delta A_n \quad (72)$$

But (66) yields by comparison to (72)

$$\mu_{A_n}^{0'} = \mu_{A_n}^0 + nTQ_{A_n}. \quad (73)$$

The equilibrium criterion gives

$$-\Delta G^0 = -\Delta G^{0'} = -\sum_{j=1}^M \mu_j^0 \nu_j = -\sum_{j=1}^M \mu_j^{0'} \nu_j = kT \ln K_e \quad (74)$$

and (73) gives

$$\sum_{j=1}^M \mu_j^{0'} \nu_j = \sum_{j=1}^M \mu_j^0 \nu_j + \sum_{j=1}^M (n_j T Q) \nu_j \quad (75)$$

Now, n_j is the number of elementary species i that constitutes j , and this quantity is always conserved (from a chemical point of view) and T and Q are common, leading to $TQ \sum_j n_j \nu_j = 0$. This verifies (74) and infer that the same equilibrium point is reached. It follows that we may ignore the terms that cancel off if only equilibrium problems are of significance, and write the chemical potential for equilibrium problems as

$$\mu_i''(T) = \mu_i^0(T) + kT \ln \frac{c_i \gamma_i}{[1]} \quad (76)$$

where the potential here is a measure of the work done on a particle i in isolation where the singularity of the point at ∞ ($c_i = 0$) has been removed. The above establishes the fact that the form $\mu_i''(T) = \mu_i^0(T) + kT \ln c_i \gamma_i$ is an isothermal work term with removed singularities at zero concentration, consisting of the work used to overcome the internal forces and the external ideal work.

3.4.1 On Helmholtz heat-work interchange

An approximate value for the multicomponent activity coefficient may be derived from the Helmholtz free energy for single systems by considering the work-heat transformations. The single component Helmholtz free energy A is given in standard form as $A = U - TS$, where its differential $dA = dw - SdT$ implies that at constant T , the work done on the system dw is the so-called external work (such as the $P - V$ work connected with compression) where for fluids, $dA = -PdV = dw$. For fluids, 3 basic categories ((i)-(iii)) of compression from state at concentration δc_1 to c (where the lower concentration is at δc_1) must be examined as follows:

(i) *ideal fluid compression.*

The reversible work of compression is $\delta w = kT \ln \frac{c}{\delta c_1}$ and let the heat absorbed be $-\delta q$. The energy change between the states (subscripts denote the state for the variable concerned) $\Delta E_i = E_c - E_{\delta c_1} = \delta w - \delta q$.

(ii) *compression of gas by manipulation of internal forces.* Here two separate sub-parts are considered where (a) is generally applicable and is in the standard format of a conventional thermodynamical system and (b) develops an internal potential description with control of the particle potential. For both cases, divide the path into interval segments with states S indicated by subscripts : S_0 (at δc_1), $S_1, S_2 \dots S_n$ (at c). For (b), we suppose that the external pressure P of the imperfect gas obeys $P \geq P_{id}$, due to the repulsive intermolecular forces relative to the perfect gas with pressure P_{id} for any concentration c_i for state S_i . For a segment for which the opposite inequality holds, the same conclusion of the theorem obtains and so a general path may be broken up into subsections with one or other of the inequalities obtaining (where it is assumed that

the pressure is continuous over the path), implying the general validity of the theorem. Method (a): Start with a perfect gas and compress reversibly to S_n . At S_n , we "charge up" the gas by introducing a potential with an interaction parameter ϵ say. In Debye-Huckel theory of solution activity, where the charge of the ions assumes the variable ϵ ; in a LJ type potential system, a possible ϵ parameter for the potential $\mu(r)$ is $\mu(r) = \epsilon \left(\frac{1}{r^6} - \frac{1}{r^{12}} \right)$. For any potential and given particle coordinates, we can in principle compute the total potential of interaction. For each particular value of ϵ we can calculate the mean energy of interaction per unit increment of ϵ . Integrating this yields the average energy of potential interaction as $\overline{w_{fa}}$. During this charging up process, heat energy will be absorbed by the system of amount $-\delta q'_m$ during the manipulation where the system is at a fixed temperature T . For the entire compression process, the total heat absorbed is

$$-\delta q' = -\delta q'_m - \delta q \quad (77)$$

Then the total change in energy is

$$\Delta E(ii) = \delta w + \overline{w_{fa}} - \delta q' \quad (78)$$

where $\overline{w_{fa}}$ is perhaps a novel diathermal work term involving internal potential variables; the standard methods hitherto used seem to suppose no heat transfer during the charging process and possible fundamental flaws in the thermodynamics might be introduced as a result.

(iii) The third process is reversible isothermal compression of the imperfect gas by doing $P - V$ work from S_0 to S_n at concentration c , where $-\delta q_c$ of heat is absorbed by the system. The total change of energy will be given by

$$\Delta E(iii) = \delta w_c - \delta q_c. \quad (79)$$

Since the final and initial states are the same, then the First Law implies $\Delta E(ii) = \Delta E(iii)$ but nothing thus far can be said about the δq 's, i.e. $\delta q'$ need not equal δq_c . Suppose in fact that the heats are not the same $\delta q' \neq \delta q_c$. A cycle of state transitions can be carried out as follows:

$$S_{\delta c_1} \xrightarrow{\text{step(ii)}} S_c \xrightarrow{\text{step(iii)}} S_{\delta c_1} \quad (80)$$

For this cycle, the First Law yields

$$\delta w + \overline{w_{fa}} - \delta q' - \delta w_c + \delta q_c = 0 \quad (81)$$

leading to

$$(\delta w + \overline{w_{fa}} - \delta w_c) = (\delta q' - \delta q_c) \neq 0 \quad (82)$$

or the effect in this cycle is the NET conversion of heat to work about an isothermal cycle, which is in contradiction to the Kelvin-Clausius Second Law postulate [33, p.101]. Hence, $\delta q' = \delta q_c$ •.

For the above, we have extended the scope of the traditional understanding of the system as given to manipulation of the internal potential of force interactions. This result may be stated thus:

Theorem 1 *The heat absorbed by a system during an isothermal transition is equivalent to that which is absorbed by an ideal system and the heat absorbed when an intermolecular potential is introduced within the system.*

Corollary 5 *The reversible work performed during a system transition is that due to the work for an equivalent ideal system and the potential energy change due to intermolecular forces and therefore the excess work done relative to the ideal fluid is due to the intermolecular potential energy change of the system.*

Proof. The first part follows from $\delta w_c = \delta w + \overline{w_{f_a}}$ from (82) and theorem 1, and the second from $\delta w_c - \delta w = \overline{w_{f_a}}$ •

Corollary 6 *The change in the excess Helmholtz free energy δA_{ex} is equal to the change in the intermolecular potential energy for the system.*

Proof. By definition, $\delta A_{ex} = \delta w_c - \delta w$ and this quantity is given by corollary 5 by $\overline{w_{f_a}}$ •

Corollary 7 *The activity coefficient for a single component system γ_i relative to the standard state is given by $\gamma_i = \exp\left(\frac{\delta A_{ex}}{kT}\right)$.*

Proof. Since $\delta w_c = kT \ln \frac{\gamma_i c}{c_1}$, $\delta w = kT \ln \frac{c}{c_1}$, and $\delta A_{ex} = \delta w_c - \delta w$ then $\delta A_{ex} = kT \ln \gamma_i$ •

In the dimeric reaction $2A \rightleftharpoons A_2$, for lower A_2 concentrations (lower ρ values), the limit $\gamma_{A,pure}$ (pure phase) $\rightarrow \gamma_{A,reaction}$, the activity coefficient for the reactive system A is exactly as for the single component fluid because the force fields acting on A are essentially the same as for the pure component, except there would be clumps of A atoms held together by intermolecular harmonic potential whenever A_2 is present, but these internal forces do not affect the external forces acting on the A atom. This identification and limit is used to choose the general form of γ vs. ρ curve for atom and dimer, since the two different assumptions that are used leads in one case to semi-quantitative agreement of γ_A for the reaction and $\gamma_{A,pure}$ (pure phase), and it is therefore inferred that the system conforms better to one of the two assumptions made to derive estimates of the activity coefficients. Clearly, only one of these must obtain from the previous deduction (Corollary 3) concerning the uniqueness of the activity coefficient. We can infer that the results from Fig.(15) is the more consistent one by referring to the monomer situation, for which some data exists, and by estimating the monomer activity from the data and to then infer that the form and trend provided for the monomer at lower concentrations should be approximately that for our pure atomic species as deduced from readily available functions. These functions were estimated for values of temperature up to $T^* = 6.0$ and therefore are not adequate for higher temperature estimations. Nevertheless, even for $T^* = 6.0$, the values follow exactly the same trends as for the results here at $T^* = 8.0$, including the activity estimates all much greater than unity. The γ estimates are derived from eqn.(59) and the expression from Corollary(7). It is clear from Fig.(10) that the activity estimates show values all greater than unity. The system ρ for this figure and all others refer to ρ_{system} , all in reduced units where $\rho_{system} = \rho_A + 2\rho_{A_2}$, where ρ_A is the number density for the monomer (Atom) and ρ_{A_2} refers to the dimer species number density in this homogeneous system at equilibrium. Fig.(10) is computed for the situation $\rho_{Atom} = \rho_{system}$. Since what is being depicted is the external potential work done in bringing the atom to the system, then the forces acting on the atom can arise from either the dimer or the atoms within the system, and since the potentials are of the same LJ form for each nucleus, then we would expect this density to be the most appropriate one. If we just consider what the activity

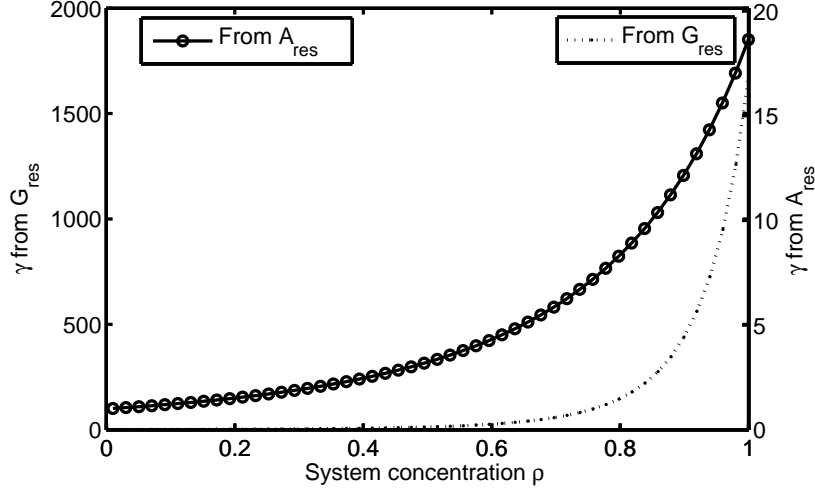


Figure 10: Computed monomer-only activity from residue Helmholtz (A) and Gibbs (G) functions

might be for the actual density of the monomer, ignoring its interaction with the dimer, then then Fig.(11) gives the results from the simulation results and the fitting functions for G_{res} and A_{res} where the system concentration $\rho \equiv \rho_A$. Finally, if we supposed that whatever energy that is available to the monomer is lost whenever a dimer is formed from the activation energy, then the available energy per atom is given by Fig.(12). What is meant in this case is that let the residual free energy per particle be F_r , where $F_r = G_{res}$ or $F_r = A_{res}$. The vacuum activation energy is 17.652. So the net energy left per particle is surmised to be $F_{res} = \frac{F_r N_A - 17.652 N_{A2}}{N_A} = F_r - 17.652 \rho_{A2} / \rho$ and $\gamma_{F_{res}} = \exp(F_{res} / (kT)^*)$ which is a measure of the available energy after dimer formation. This expression is plotted in the figure mentioned above where N_A is the number of atoms for that general system concentration in the MD cell. These figures are plotted to determine which would be the best approximation to the first order theory of elementary reactions developed here.

3.5 Considerations in Hamiltonian systems

Recently, it has been proved [34] that the Liouville theorem, and in particular the Liouville space, of cardinal importance to both classical [35] and quantum-mechanical theories of dynamics and statistical mechanics [36] does not obtain typically in standard applications; and therefore that non-Hamiltonian theories posited using Liouville space, such as developed by Tuckerman et al. are equally suspect [34, Tuckerman et al. references within]. A work which does not imply a steady state but a disintegrating system which preserves a certain form of entropy had been described earlier without recourse to Liouville space and operators, and which considers the Jacobian of a transformation [37]. "Non-Hamiltonian" systems has been variously described, including their relation to thermostating using a pseudo-Hamiltonian that forces constant conditions

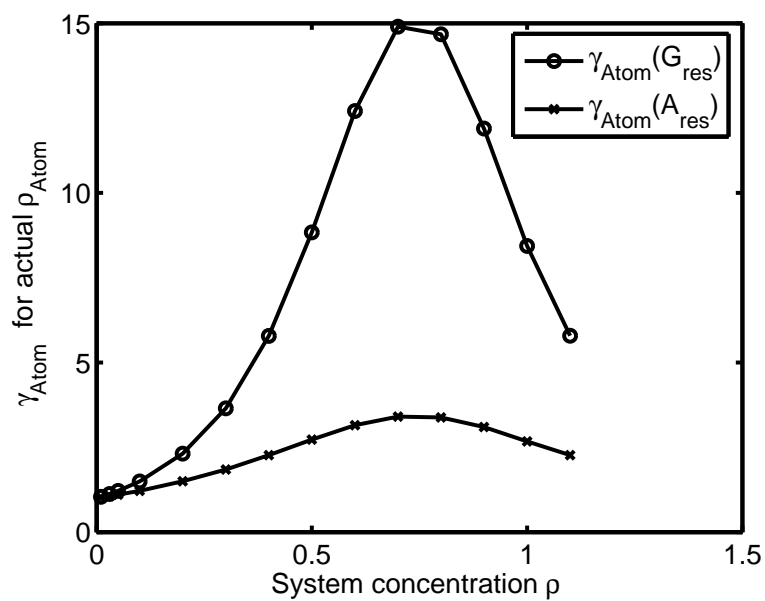


Figure 11: Computed monomer-only activity from residue Helmholtz (A) and Gibbs (G) functions

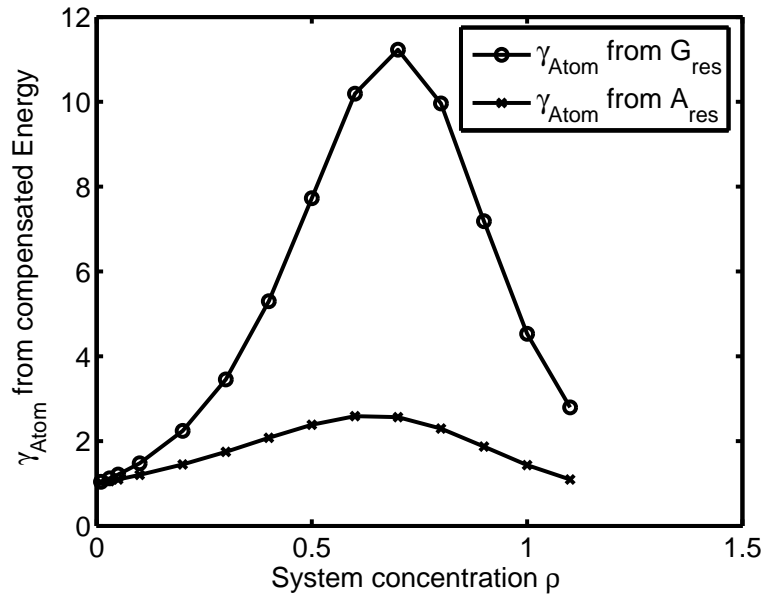


Figure 12: Estimated activities from the residual energy left after dimer formation using density distribution data from the simulations.

such as pressure or temperature [38]. It should be noted that many of the synthetic thermostats were designed with the belief in the Liouville theorem. As such, it would be expected that equilibrium properties might be computed if the phase-space covered follows the canonical energy distribution for the coordinates. However, if the cause of the canonical distribution is not due to a smooth Hamiltonian trajectory, but to external random impulses, then it can be inferred that the real time behavior of particles described by such pseudo-Hamiltonians over any short enough time interval δt would not follow the prescribed pseudo-Hamiltonian trajectory. Such an inference implies that the dynamical behavior of the ensemble of particles would not correspond to the actual possible trajectories with random perturbing forces. It then means that molecular simulation with such pseudo-Hamiltonians would not yield realistic trajectories which could explain real-time, non-averaged behavior over very short time intervals where random impulsive forces were acting; in particular, biological system function based on real time changes of coordinates cannot be accurately simulated by such pseudo-Hamiltonians if their main mode of dynamics involves random perturbations, such as from a reservoir. Another presupposition concerns the static nature of a Hamiltonian system [38, p.496] and the supposed effects of "walls" and constraints in the Hamiltonian: "...The notion in phase space of Hamiltonian system is similar to that of an incompressible liquid; in time the volume of the "liquid" does not change. In contrast, a non-Hamiltonian system is compressible. This compressibility must be taken into account when considering the generalization of the Liouville equation to non-Hamiltonian systems". On the other hand, from the work presented in [34], it may be inferred that for any Hamiltonian form

$$\mathcal{H}_E = \sum \frac{p_i^2}{2m} + V(r) \quad (83)$$

one can consider the "walls" and other physical constraints of the system as perturbations to \mathcal{H}_E where $V(r)$ does not refer to the wall interactions; for perfectly reflecting walls, for instance, a micro-canonical distribution results, the canonical one obtains for the *single* system. The system trajectory is Hamiltonian over the time intervals $\tau_i = t_i - t_{i-1}$ for the set of time coordinates $\{t_0, t_1, t_2, \dots, t_m, \dots, t_\infty\}$ of interference by random energy interchange by the wall or/and thermostat at time t_i ; here the walls and energy interchange achieves at least two functions (i) it defines the boundary ∂C and (ii) acts as a thermostat in terms of energy interchange and the change of system trajectory not determined by the Hamiltonian. If the energy levels are quasi-continuous – which certainly is for this dimer system – then \mathcal{H}_E will be distributed with a canonical energy distribution $P(E) \propto \exp -\beta \mathcal{H}_E$ according to standard statistical mechanical theories [39, p.1-3]. For the Hamiltonian system given here, eqs.(3-6), the K.E. profile of (i) the "Atom" is confined to that segment of the potential curve where there is no bonding, and (ii) the product A_2 to the molecular potential well, with (iii) the "transition state" point located at two different points r_f and r_b . The coordinates of the defined quantities (i-iii) are not in general the canonical coordinates of the entire system Hamiltonian. These coordinates represent transient species and the energy terms for these coordinates may or may not be canonical [8], and if they have a Canonical energy (CE) distribution- such as the K.E. of the centre-of-mass of the dimer- then its apparent temperature defined as $\frac{3kT_s}{2} = \langle K.E._{c.m.} \rangle$ need not correspond to T_s , the system temperature. It was discovered [8] that the mean K.E. of the atom A and dimer about

the C.M. followed the C.E. distribution, with apparent temperatures slightly differing from T_s . This result is not unknown, since within a reacting system, apparently different temperatures have been experimentally detected [40] for the different species in a plasma. Gibbs and his equilibrium criterion suggests that all species at equilibrium must have the same temperature; we observe that experimentally this is not the case, where relative to the C.M., the temperature corresponding to the K.E. is close but not equal, i.e. $T_A \approx T_s, T_{A_2} \approx T_s$ but $T_A \neq T_{A_2}$. Currently, it is unclear whether $T_A = T_{A_2} = T_s$ as $\rho \rightarrow 0$ but this assumption was used for a new theory of energy interconversion [1]. For an elementary reaction species $i \rightarrow \text{products}$ at very low pressure or concentration, the rate constant $k_i^0(T)$ ($\rho \rightarrow 0$), is derived assuming that the work done against the interparticle force due to reactant A_i is derived from the kinetic energy of the particles at a particular geometrical locus determined by the impact parameter and geometry of the potentials and the activation energy; all these factors Ω are almost always considered invariant in Q.M./classical reaction rate theories since they are strictly mechanical properties, so that $k_i^0 = k_i^0(\Omega, T_{i,o})$ where it is conventionally assumed that $T_s = T_{i,o}$; for this model, the minimum impact parameter is at $r_f = 0.85$ with the activation energy at 17.5153. At other concentrations, the reaction pathway system would have to be perturbed; this situation is not normally considered even in advanced treatments [6]; the perturbation suggested here are the energy levels of activation; there would be other effects, of first and higher orders which perturbation theory can provide. The object of the current work is to provide an outline of a theory with estimates of the more important effects which can account for Observation(2) and Lemma(2). A second order effect concerns the change of mean kinetic energy of the molecules from the zero state $\delta W_{i,K.E.}$ (meaning the state as the density $\rho \rightarrow 0$) where

$$\delta W_{i,K.E.} = K.E.(CM, T_{i,\rho}) - K.E.(CM, T_{i,o}) \quad (84)$$

but would not be considered further; obviously this perturbation would affect the number of activated atoms/molecules. The general perturbation is from a reaction at zero density (almost always the form given in standard theories) with rate constant $k_i^0 = k_i^0(\Omega, T_{i,o})$ to that at any other density which is the actual equilibrium state (a.e.s.) $k_i = k_i(\Omega, T_i(T_s))$; i.e. a mapping from these two states is required. In the ideal state formulation (for example SCT), absolutely no other environmental interaction ϕ_e of particle/complex reactants i with j is envisaged up to the collision distance σ . In the perturbed state, on the other hand, for $r_{ij} > \sigma$, $\phi_e(r_x) \neq 0, x = i, j$ for the coordinate r_x of particle x . We note that for the vacuum state for which k_i^0 is defined, $\phi_e = 0$ for any particle participating in the reaction. The work done $\delta w_{i,\rho}$ in transferring a particle i from the standard state of zero density (identified with the rate constant k_i^0) to a.e.s. is trivially

$$\delta w_{i,\rho} = kT \ln \gamma_i \quad (85)$$

with γ_i being the activity coefficient. The concentration term corresponding to the ideal external work does not feature since it is a common term for both the ideal and non-ideal states. In (85), γ can be determined from MD by calculating the mean potential $\overline{\phi_i}$ for any system ρ , where $\gamma_i = \exp \frac{\overline{\phi_i}}{kT}$. Standard MD gives the same quantity by a particle insertion method [41, p.349, Appendix C] where

$\mu_{res} = kT \ln \gamma_i$ and μ_{res} has the form

$$\mu_{res} = -kT \ln \left[\frac{1}{\langle kT_{in} \rangle^{3/2}} \left\langle (kT_{in})^{3/2} \exp \left(\frac{-U_t}{kT_{in}} \right) \right\rangle \right] \quad (86)$$

with U_t being the instantaneous potential of the test particle interacting with other particles. An obvious generalization of eq.(83) involves writing a Hamiltonian of M primary particles with a boundary ∂C not incorporated into the Hamiltonian in terms of a potential, with instantaneous energy E_i , which would fluctuate when it exchanges energy with the boundary which incorporates a heat reservoir in the form

$$\mathcal{H}_{E_i, \partial C} = \sum_i^M \frac{p_i^2}{2m_i} + V(r_1, r_2, \dots, r_i, \dots, r_M). \quad (87)$$

Although the Hamiltonian (87) is invariant in its form, the system ∂C determines the density of energy levels and the relative energy levels; by equipartition, the average kinetic energy is invariant for all enclosed boundaries, but the potential energy is not, since it is possible to set ∂C such that the intermolecular distance of particles i and j is $|r_{ij}| \leq C$ and I could therefore arrange a lower bound by suitable compression and choice of the boundary ∂C such that $V(r_1, r_2, \dots, r_i, \dots, r_M) > B_{\partial C}$. The Canonical distribution for the Hamiltonian would obtain if the degeneracy is very great, according to the principles developed in the Feynman development[39]. Thus relative to the zero density state, where the maximum $|r_{ij}| \rightarrow \infty$ and $\min |V(r_1, r_2, \dots, r_i, \dots, r_M)| = 0$, the mean potential energy changes with the boundary (and therefore system density); further, the mean potential experienced by dimer and reactant atoms would also differ with density changes; hence relative to the zero density reaction scheme, the additional potential energy present is available to overcome the activation barrier of the reaction. The total available energy is $\delta w_{i,\rho}$, and for the ground state reactants, this energy would lower the apparent activation energy, and will be used to parameterize the change in activation energy; it will be noted that there might exist the possibility that not all this energy might be utilized in extremely fast reactions where "molecular chaos" and the adjustment of neighboring particles is not rapid enough for the full utilization of this potential. Further investigations, both theoretical and experimental would be required to elucidate these remarks. Hence a flexible approach is required to interpret the γ 's which may in some cases be a fraction f in value to the thermodynamical γ ; the results here indicate $f \approx 1$.

The proposed models for particle interactions yielding chemical reactions for the forward (F) and backward (B) steps are given in Figs. (13-14) below. These models enable one to calculate the activity coefficients where one model contradicts experimental observation whereas the other does not, in addition to corroborating the deductions of the activity from thermodynamical functions.

The inverse Φ convention yields the activity coefficients given in Fig.(15). On the other hand, the non-inverse Φ convention yields results for the activity coefficient given in Fig.(16)

It is of interest to determine the activity coefficients by direct calculations because the Kwong-Redlich and associated equations [42, p.29],[43] used to determine activity coefficients for multicomponent mixtures are not easily extended to chemical reactions: part of the difficulty is that the component concentrations

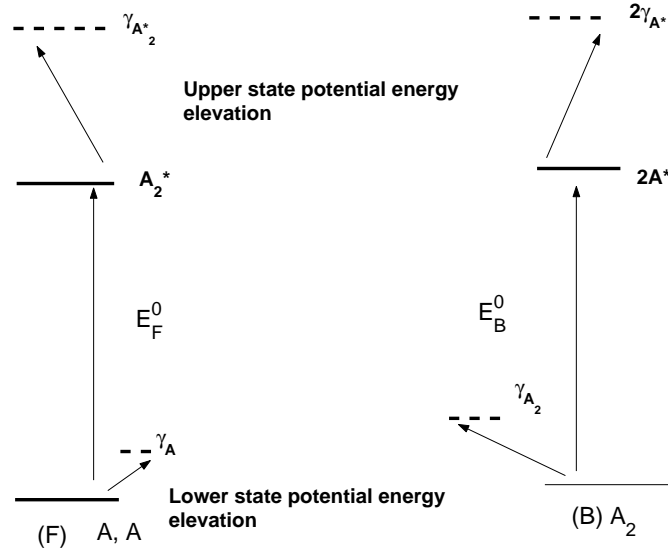


Figure 13: Single stage model with external potential interaction leading to chemical reaction, and which is similar to the elementary Bjørn-Bjerrum theory of ionic reactions where (B) denotes the backward direction and (F) the forward direction of the Dimer reaction in eq.(2).

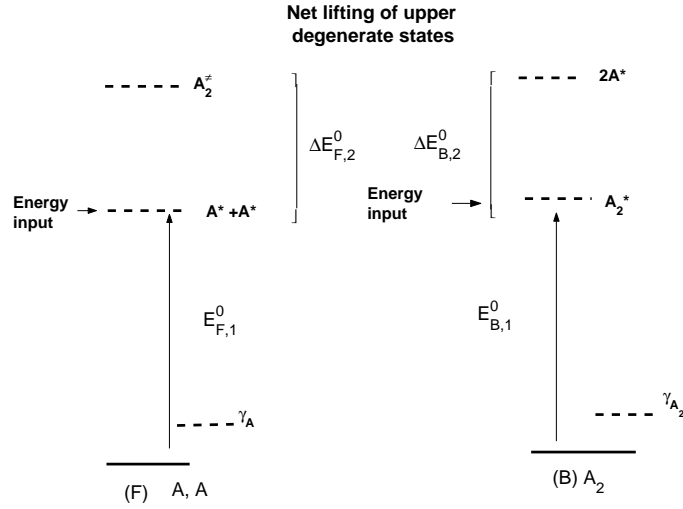


Figure 14: Double stage model with external potential interaction leading to chemical reaction, which goes beyond the single stage model and analogs where (B) denotes the backward direction and (F) the forward direction of the Dimer reaction in eq.(2).

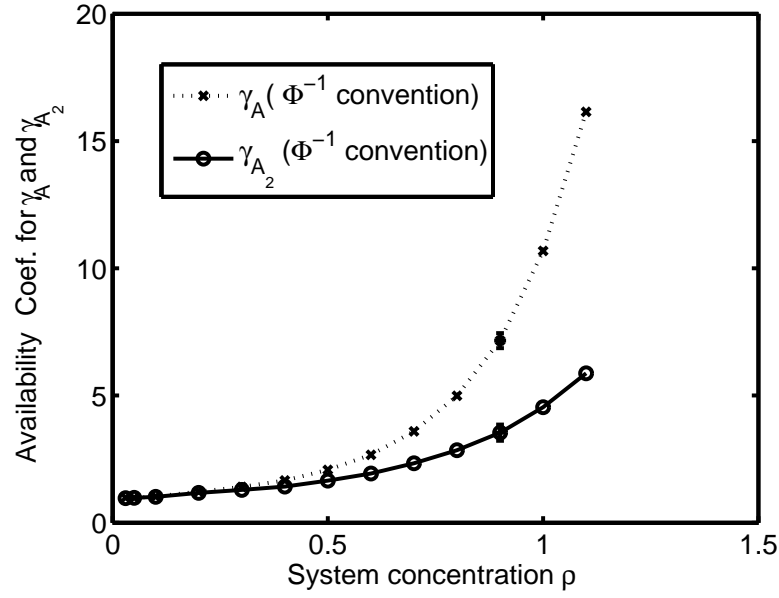


Figure 15: Activity coefficients using the inverse Φ convention due to boundary conditions.

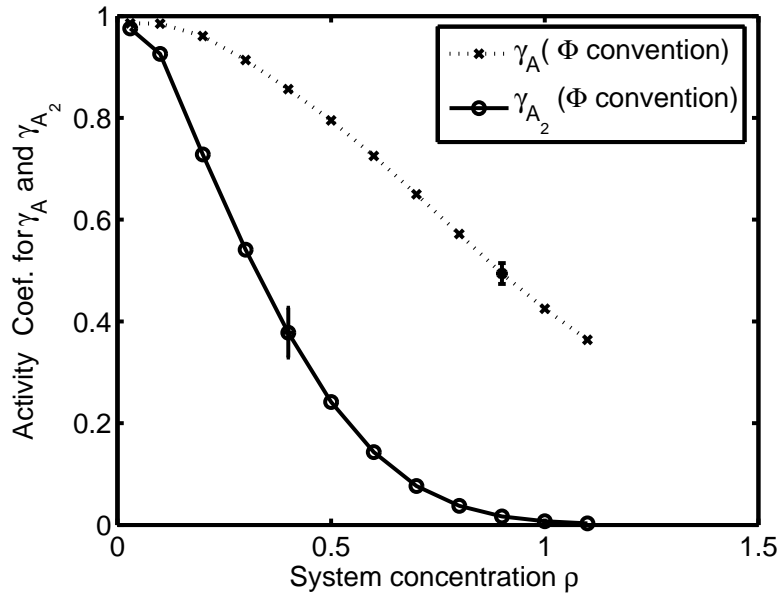


Figure 16: Φ convention determination of activity coefficients.

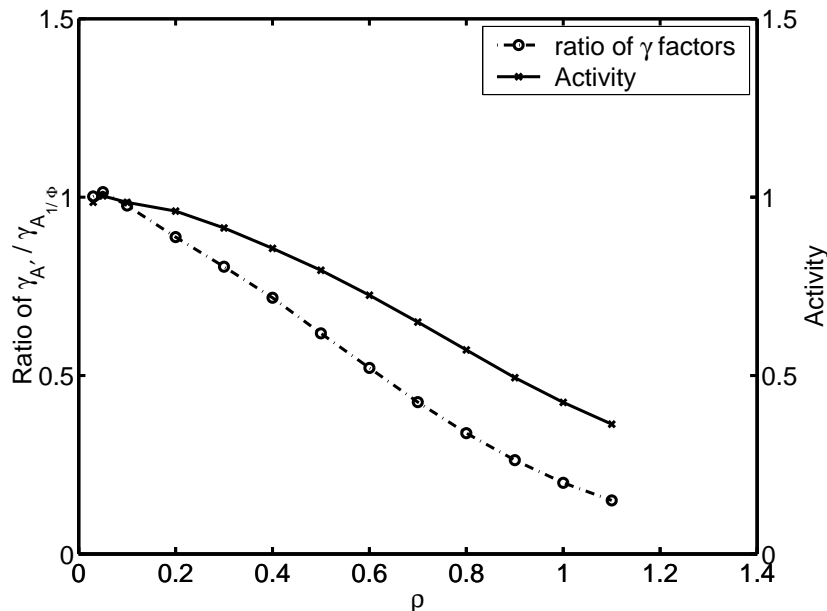


Figure 17: Availability coefficient ratios to illustrate the expected constancy of the availability coefficients of the excited species.

in their thermodynamical mixtures are free to vary independently, and may be fixed at any arbitrary value: this cannot obtain for reactive systems because of the relational dependence of the components via the equilibrium constant, and partial derivatives of thermodynamical quantities used to determine these coefficients demand free variation or fixing of concentration terms that is not realizable in a reactive system. Moreover there is the need to determine the variation of $c(\rho)$ over the entire system density because of its theoretical significance linking Φ and Φ' . The next section provides a broad methodology. the exact methodology appears not to have been worked out but verification of the above would constitute another method of determining activity coefficients from rate measurements.

3.6 Models based on simulation results

The elementary rate constants have the form [44]

$$k_i = A(T, \Omega) \exp \frac{-E}{kT} \quad (88)$$

where E is termed the activation energy and Ω are variables intrinsic to the reaction, such as impact and structure parameters. The object here is to relate the γ' reactivity coefficients to the γ availability (activity) coefficient based on the first order single or two stage energy perturbation mechanism (Figs. (13-14) respectively. Refinements include perturbing the pathway itself, and introducing a continuous potential field along the entire length of the reaction pathway. The object here is to present a broad framework where calculations to

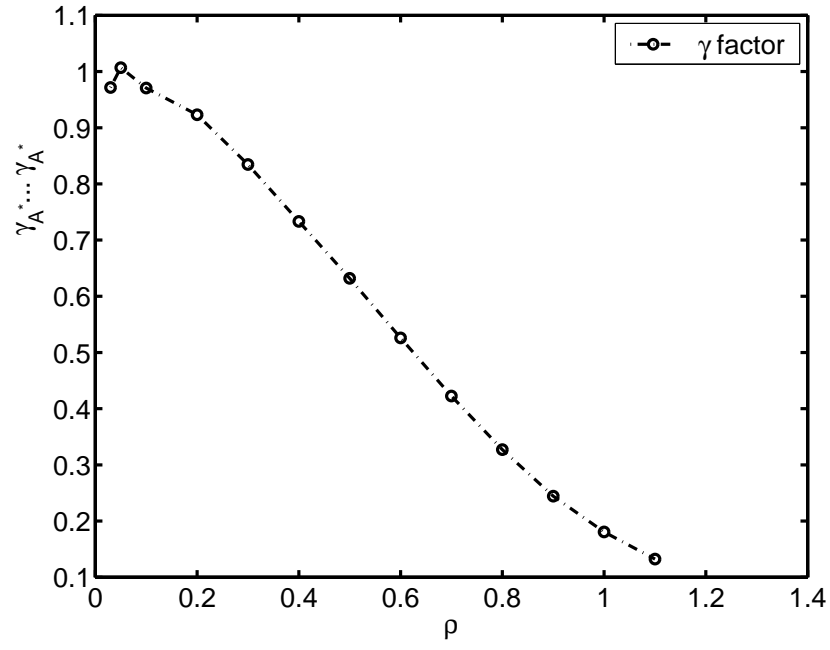


Figure 18: Excited state activity for dimer before bonding for forward rate showing relatively lower change compared to the bulk activity coefficients (which would be the square of the values given in Fig. (15)).

any degree of accuracy might be attempted. For both these mechanisms, A_2^* and A^* are the states of the reactants just prior to product formation. The first order perturbation lifts the degeneracy of the $*$ levels relative to the vacuum state; in the vacuum state, no singularities are observed in the potentials. Singularities due to the perturbation arises because the product and reactant states are distinct and distinguishable, and need not have the same activity in general; the form factor $A(T, \Omega)$ is not altered to first order since they specify the type of reaction; only E is altered due to the external potential that modifies the ground state energies of the particles relative to the vacuum level. The availability coefficient γ_X is expressed as

$$\frac{\epsilon_X}{kT} = \ln \gamma_X \quad (89)$$

for any species X , and the excitation energy is written δB for species B . For what follows, ϵ always refer to an energy term associated with the activity or availability coefficient. In the single stage model, the upper X^* species is perturbed by an absolute energy amount given by γ_{X^*} in (89); for the double stage model, the upper level is perturbed by the relative energy $\Delta E_{\{F,B\},2}^0$, due to the singularity induced by the change of state from product to reactant or vice-versa. The lower state for both models are perturbed (lessened) by the same factor γ_X since this is the ground state availability. It will be shown that the 2-stage relative model is the more accurate and logical, based on a comparison with estimates of the activity coefficient for the monomer or atom A . The backward activation energy ϵ_{act}^b for $A_2 \rightarrow A_{2,out}^* \rightarrow Product$ for either the 1 or 2 stage model can be written (superscript o refers to the vacuum state)

$$-\epsilon_{act}^b = -\epsilon_b^0 + \epsilon_{A_2} - \delta A_{2,out} \quad (90)$$

where we also write $\delta A_{2,out} = \delta A_b \cdot \delta A_b$. These terms refer to the upper state perturbation of the $A_{2,out}^*$ species. The forward model yields

$$-\epsilon_{act}^f = -\epsilon_f^0 + \epsilon_A + \epsilon_A - \delta A_{2,in} \quad (91)$$

where $\delta A_{2,in}$ refers again to the upper energy state energy perturbations. Using (89) to convert to availability, where $\delta X = kT \ln \gamma_X$, (90,91) yield

$$\gamma_A' \gamma_A' = \frac{\gamma_A \gamma_A}{\gamma_{A_{2,in}}}. \quad (92)$$

On the other hand, the exact experimental condition in Observation(2) can be written $\Phi = \Phi'$ where the prime refers to the same expression in γ_X' where

$$\gamma_{A_2}' = \frac{\gamma_{A_2}}{\gamma_{A_b} \gamma_{A_b}} = \frac{\gamma_{A_2}}{\gamma_{A_{2,out}}}. \quad (93)$$

Hence, (92-93) leads to the exact result

$$\frac{\gamma_{A_{2,in}}}{\gamma_{A_{2,out}}} = \frac{\gamma_{A_{2,in}}}{\gamma_{A_b} \gamma_{A_b}} = 1 \quad (94)$$

or $\delta A_b \cdot \delta A_b = \delta A_{2,in}$. In view of the fact that the product/reactant potential interface is completely different from the reactant/product potential interface for this hysteresis dimer, the result of (94) is indeed remarkable and may be stated as a kinetic principle:

Principle 1 *The perturbed energy required to promote reactants to products at the reactant/product potential interface is of the same magnitude as for the reverse transition of products to reactants at the product/reactant potential interface, even if these interfaces are discontinuous, i.e. are spatially and energetically distinct, for elementary reactions in equilibrium.*

Fig. (1) shows that for this study the interfaces are distinct; "reversible" pathways have coincident interfaces.

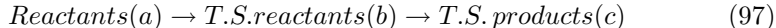
3.6.1 Two stage backward reaction model

In view of (94) we can write the exact form

$$\gamma'_A = \frac{\gamma_A}{\sqrt{\gamma_{A_2, out}}} \quad (95)$$

$$\gamma'_{A_2} = \frac{\gamma_{A_2}}{\gamma_{A_2, out}} \quad (96)$$

If a complete characterization of the γ_{A_2} species were known, then $\gamma_{A_2, out}$ could be calculated from the theory presented in Sec. (3.3.1) especially expressions (39). Some estimates or approximations may be made to determine the γ 's. The reaction pathway for this 2 stage backward step model may be written



When considered in isolation, (normal vacuum state analysis), there is continuity of the potentials between states (b) and (c) in (97). On the other hand, if the environment is considered where species are either reactants or products, singularities in the energetics would develop about the same arbitrary volume of the TS of the reaction coordinate; for instance at (b), two atoms in proximity $A...A$ are separated by distance $\delta r_{A,A}$ and the mean activity of this state is strongly influenced by the potential $V(\delta r_{A,A})$ dependent on the $\delta r_{A,A}$ distance, in addition to the surrounding non-participatory environmental molecules $V'(r_{others})$. On the other hand, at the same vicinity (c) where the switch modifies the potentials, then the activity of the instantaneously formed molecule would be determined by $V'(r_{others})$, where $V(\delta r_{A,A})$ now represents the potential of internal coordinates not connected to the activity. An apparent discontinuity arises according to this first order treatment, which has no apparent analog in the traditional or other QM theories computed at vacuum densities. For the two stage reaction, two types of approximations for activity coefficients may be made for the forward (F) $2A \rightarrow A_2$ and backward (B) $A_2 \rightarrow 2A$ kinetic pathways and the results may be checked with the apparent activity coefficient values derived from the LJ single phase fluid.

Case B: The first order perturbation energy $E(\gamma_{A_2, out})$ is

$$E(\gamma_{A_2, out} = 2\epsilon_{A_b} - \epsilon_{A_2}^*) \quad (98)$$

where A_b denotes the product atom just dissociated from the dimer at coordinate of species A_2^* . The following approximation will be derived;

$$\delta A_{2, out} = \frac{\gamma_{A_b} \gamma_{A_2}}{\gamma_{A_2}} \quad (99)$$

where $\gamma_{A_b} \approx \gamma_A$. Clearly, $\delta A_{2,out}$ serves as a "retardant" to the rate for positive ϵ 's in the numerator of (99). Fig. (14) can be correlated with (97) as follows: $E_{B,1}^0$ is the activation energy to the level A_2^* , which consists of two degenerate states relative to the vacuum denoted $TS(b)$ with molecule A_2 , and $TS(c)$ which refers to the two atoms $2A$ after dissociation; in real time the molecule disintegrates along the trajectory $(a)A_2 \rightarrow (b) \rightarrow (c)$ according to (97). Unlike the atom, the dimer state may be characterized according to the inter particle $A-A$ distance r_{A-A} , (as well as the magnitude of the external potential). The mean external forces acting on this dimer would lead to a potential which is to a first approximation relatively invariant, even if the internal potential and internuclear distance varies; thus we assign $\epsilon(A_2(a)) \approx \epsilon(A_2(TS,b))$. The potential energy is utilized to overcome the activation barrier; the boundary ∂C imposes a fixed density on the system which elevates the mean potential of the reactants relative to the vacuum ground state. During the transition to the state $TS(b)$, external forces with a mean potential $\epsilon(A_2(TS))$ would operate on the dimer; $r_b = 1.20$ for this reaction, where for a b.c.c. approximation for a LJ fluid at $\rho = 0.70$, the approximate nearest neighbor distance is 1.22, implying that the environment of $A(TS)$ is very close to that of the bulk or generic A atom, i.e. a typical atom with activity coefficient γ_A , so that the transition state A_2 availability coefficient for the atom $\gamma_{A,TS}$ can be equated with the bulk, $\gamma_{A,TS} \approx \gamma_A$ and the relative energy to be overcome from this TS state is $\Delta E_{B,2}^0$ where $\Delta E_{B,2}^0 \approx (2\epsilon_A(T.S.) - \epsilon_{A_2}(TS))$ leading to

$$\exp - \frac{\Delta E_{B,2}^0}{kT} \approx \left(\frac{\gamma_{A_2}}{\gamma_A \gamma_A} \right). \quad (100)$$

Because $\exp - \Delta E_{B,1} = \exp - \Delta E_{B,1}^0 \gamma_{A_2}$, we have the forms for the backward rate given as

$$\begin{aligned} k_B &\approx k_B^0 \gamma_{A_2} \frac{\gamma_{A_2}}{\gamma_{A,TS} \gamma_{A,TS}} \\ &\approx k_B^0 \gamma'_{A_2} \\ &\approx k_B^0 \gamma_{A_2} \Phi = k_B^0 \frac{\gamma_{A_2}}{(1/\Phi)}. \end{aligned} \quad (101)$$

But (100-101) implies

$$\gamma'_{A_2} = \frac{\gamma_{A_2}}{\gamma_{A_2,in}} \Rightarrow \gamma_{A_2,in} = \gamma_{A_2,out} \approx \frac{1}{\Phi}$$

leading to the useful approximation

$$\gamma_{A_2} \approx \frac{\gamma'_{A_2}}{\Phi} \quad (102)$$

From (96), $\gamma_{A_2} = \gamma'_{A_2} \gamma_{A_2,out}$ so that (99) follows with $\gamma_{A_b} \approx \gamma_A$. Since $\gamma_{A_2,in} = \gamma_{A_2,out}$, and $\gamma'_A \gamma'_A = \frac{\gamma_A \gamma_A}{\gamma_{A_2,in}}$, we get

$$\gamma_A \approx \frac{\gamma'_A}{\sqrt{\Phi}}. \quad (103)$$

Since the r.h.s. of (102-103) are available, we plot γ_A and γ_{A_2} in Fig. (15). We expect γ_A to be close or at least follow the trends of those derived from the Free

Energy estimates given in Figures(10-12), especially Fig. (10). The other two figures were plotted to show that the coefficient estimates are all greater than unity (> 1). As expected from the theory provided, the activity coefficients from the A_{res} function show semi-quantitative agreement with the simulation results. The other A_{res} functions which eliminate the dimer contribution shows markedly lower values; we would expect a slight lowering of value due to dimer interference, leading to the conclusion that simulation results with the above two models are plausible, and that A_{res} is the more appropriate function to use for estimation. Since the adjacent atom in the dimer cannot contribute to the potential energy of the dimer contributing to its activity, one would expect its coefficient to be lower. The (B) reaction above has its counterpart in the forward (F) reaction, but because the transition state atomic activity coefficient is severely affected by its own force acting on the other target atom, it would not be reasonable to assume that the activity coefficient at that TS state due to the particle potentials can be equated with the bulk activity, especially when the internuclear distance at $r_f = 0.85$ corresponding to an energy of over 17.0 LJ units! However it would be instructive to follow through the consequences of this approach so that comparisons with the activity coefficients derived from the literature may be made.

F.Process Using the same arguments as for the B process, Fig. (14) (F process) gives the net elevation of the vacuum levels about $\Delta E_{F,2}^0$ such that

$$\exp - \frac{\Delta E_{F,2}^0}{kT} \approx \left(\frac{\gamma_{A_2}^*}{\gamma_A^* \gamma_A^*} \right). \quad (104)$$

The ground state relative to the vacuum is elevated by ϵ_A per particle, so that

$$E_{F,1} = E_{F,1}^0 - 2\epsilon_A \quad (105)$$

where as usual the ϵ 's to the potential energy associated with the availability coefficients. The total activation energy $\Delta E_{F,tot}$ is then given by

$$\Delta E_{F,tot} = E_{F,1} + \Delta E_{F,2}^0 \quad (106)$$

By the definition of the reactivity coefficients,

$$\gamma'_A \gamma'_A = \exp \left[\frac{2\epsilon_A - \Delta E_{F,2}^0}{kT} \right] \quad (107)$$

and (107) leads to

$$\gamma'_A \gamma'_A = \gamma_A \gamma_A \left/ \left(\frac{\gamma_{A_2}^*}{\gamma_A^* \gamma_A^*} \right) \right. \quad (108)$$

where the asterisked states are at the TS . Despite the arguments above, if we were to make the approximation $\gamma_A^* \approx \gamma_A$ (where in general, only a detailed perturbation theory would yield an appropriate value of γ_A^*) then $\gamma_{A_2}^* \approx \gamma_{A_2}$ and $\gamma^* \approx \gamma_A$ yields

$$\frac{\gamma_{A_2}^*}{\gamma_A^* \gamma_A^*} \approx \Phi \quad (109)$$

Then (108) implies

$$\gamma'_A \gamma'_A = \frac{\gamma_A \gamma_A}{\Phi} \quad (110)$$

yielding

$$\gamma_A \approx \gamma'_A \sqrt{\Phi} \quad (111)$$

$$\gamma_{A_2} \approx \Phi \gamma'_{A_2} \quad (112)$$

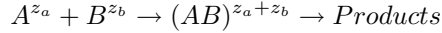
since here $\Phi = \Phi^*$. The above so-called Φ convention plots for the activity coefficients is given in Fig. (16) where $\gamma_A, \gamma_{A_2} < 1$, which contradicts the results of the free energy estimates given in Figs. (10-12), especially Fig. (10); this was to be expected from the assumptions made for state A^* . Since $\delta A_{2,out}$ can be determined from the more reliable (B) process, we might be able to derive an estimate for $\gamma_A^* \gamma_{A_2}^*$ for the $(A...A)$ TS state of two atoms about to dimerize where the (B) process assignment is used for the determination. We would expect $\gamma_A^* \gamma_{A_2}^*$ to change *relatively* much more slowly compared to the γ_A and γ_{A_2} variations over the system ρ if the activity coefficient is strongly influenced by the isolated large repulsive potential of the two atoms at the TS region. Evidence in this direction would serve as a prototype for describing ionic reactions along the classical ideas of Brönsted and Bjerrum.

3.6.2 Single-stage considerations

There is no reference state at the TS to compute energy differences. For instance, for the backward reaction

$$\gamma'_{A_2} = \frac{\gamma_{A_2}}{\gamma_A^*} \gamma_A^* \approx \Phi \quad (113)$$

if $\gamma_A^* \approx \gamma_A$ as before for (B) (2 stage process). Then from $\Phi = \Phi'$ we get $\gamma'_A \approx 1$ which is contrary to the simulation results. Similarly, for the (F) reaction, we have $\gamma'_A \gamma'_A = \frac{\gamma_A \gamma_A}{\gamma_{A_2}^*}$ and with the assignment $\gamma_{A_2}^* \approx \gamma_{A_2}$, we get $\gamma'_A = \frac{1}{\sqrt{\Phi}}$ and from (96) there results $\gamma'_{A_2} \approx \frac{\gamma_{A_2}}{\gamma_{A_2}^*} = 1$ which is also not observed. Hence the absolute single-stage process are not expected although they seem to conform to the Brönsted-Bjerrum (B-B) form (where the z 's are the associated charges)



with $k = k^0 \Delta$ where $\Delta = \frac{\gamma_A^{z_a} \gamma_B^{z_b}}{\gamma_{AB}^{(z_a+z_b)}}$ with \dagger referring to the upper level in the energy diagrams of Figs. (13-14) or transition state of conventional theory. These observations suggest that the B-B form could well be described as an approximation of another mechanism which does not have pre-equilibria transition states; an example being the two stage process below which subsumes the B-B equations.

Ionic Reactions: The classical kinetic theory of salt effects applied to recent investigations by Sanchez et al. [45, 46] gives the B-B equation for the rate constant k as

$$k = k_0 \frac{\gamma_A \gamma_B \dots}{\gamma_{\dagger}} \quad (114)$$

where k_0 is the reference rate constant for the solvent, $\gamma_A, \gamma_B \dots$ are the reactant activity coefficients of reactants A, B, \dots and γ_{\dagger} is that of the transition state where if the charge of the reactants are z_a, z_b, \dots then the charge of the TS

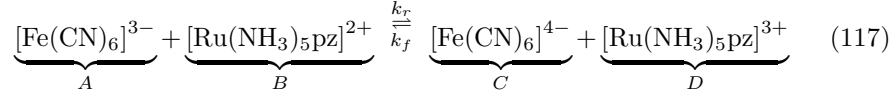
denoted by \dagger is $z_{\dagger} = z_a + z_b + \dots$. The activity coefficient γ_J (Debye-Huckel limiting law approximation) for any species J conforms to

$$\log \gamma_J = -Az_J^2 I^{1/2} = -Qz_J^2 \quad (115)$$

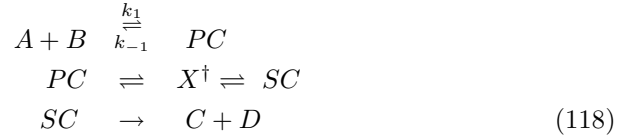
where $Q = AI^{1/2}$ is a positive number, leading from (114) to the rate form

$$\log k_2 = \log k_2^0 + 2Az_A z_B I^{1/2} \quad (116)$$

where a negative salt effect is expected for anion/cation bimolecular reactions, such as the recently studied reaction (with pz=pyrazine)



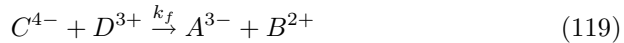
where the forward reaction with rate constant k_f shows a contradictory positive salt effect; other violations have been reported [46, see ref. 4 of this citation]. The interpretation of these anomalies has been made using the theory of Marcus and Hush [46]. These workers introduced composite reactions, leading to a pseudo-elementary process such as



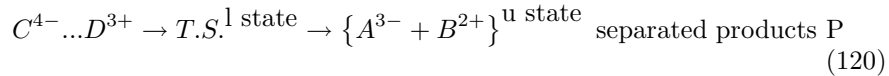
for the overall reaction $A+B \rightarrow C+D$. Violations of the B-B formula (114) have been attributed to differences in activity coefficient properties of the precursor complex PC and activated state X^\dagger ; SC is a postulated "successor complex", where the Markus-Hush ideas are also incorporated [46, p. 15089]. It would be of interest therefore to frame theories and proposals for elementary reactions that might also explain some of the above results; this is attempted below.

3.6.3 (i) Proposal of mechanism to explain positive deviation for forward reaction of eq.(117)

Rewriting (117) with reactants C and D , products A and B with the charges, we have an elementary reaction



The postulated reaction sequence route of an ideal model is



In (120), $C \dots D$ represents a *pre-associated* complex which retains the spectroscopic details (e.g. in UV-IR range used for measuring concentrations) but which are close enough to ideally form an effective single charge of magnitude -1 . The $T.S.$ is the lower (l) degenerate state relative to the vacuum, and P the

upper level u . In the presence of the solution dielectric, the first order perturbation according to the two stage model give a total pre-exponential total γ_{tot} as

$$\gamma_{tot} = \gamma_{C...D} \left/ \left(\frac{\gamma_A \gamma_B (\text{u state})}{\gamma_{T.S.} (\text{l state})} \right) \right. \quad (121)$$

for the overall rate $k_2 = k_2^0 \gamma_{tot}$. Taking (115) logarithms to base 10, results in

$$\log \gamma_{tot} = \log \gamma_{C...D} + \log \gamma_{T.S.} - \log \gamma_A - \log \gamma_B \quad (122)$$

$$\begin{aligned} &= -1Q - 1Q + 9Q + 4Q \\ &\approx +11Q \end{aligned} \quad (123)$$

and so

$$\log k_2 = \log k_2^0 + 11Q \quad (124)$$

which leads a positive deviation in contradiction to the standard B-B equation for cation/anion reactants. The above model had no intermediate forms; all charges were discrete etc.. AS a further refinement, one can write down intermediate forms of association with charge parameter $-\lambda$ and the l . state with charge $-\tau$ leading to

$$\log k_2 = \log k_2^0 + Q(13 - \lambda^2 - \tau^2) \quad (125)$$

It might be possible to write down intermediate forms of association along the lines of the above where the positive deviation is not a discrete multiple of Q above.

3.6.4 (ii) Other mechanisms not in B-B form

Large charged molecular fragments A^{z_a} and B^{z_b} might not be large enough to be considered separate and discrete even at the TS region so that for the overall elementary reaction



with pathway $A + B \rightarrow T.S. \rightarrow P$, the two stage proposal yields the pre-exponential term γ_{tot} to k_2 where

$$\gamma_{tot} = \gamma_A \gamma_B \left/ \left(\frac{\gamma_P}{\gamma_{T.S.}} \right) \right. \quad (127)$$

If there is no further fragmentation, the charge on P would equal that of the $T.S$ located at two centers, leading to $\gamma_{tot} = \gamma_A \gamma_B$ with

$$k_2 = k_2^0 \gamma_A \gamma_B. \quad (128)$$

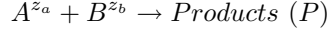
On the other hand, A and B if distinct would have the $T.S$. activity coefficient $\gamma_{T.S.} \approx \gamma_A \cdot \gamma_B$ and if P fragments, then the γ_{tot} multiplicative factor becomes

$$\gamma_{tot} = (\gamma_A \gamma_B)^2 / \gamma_P \quad (129)$$

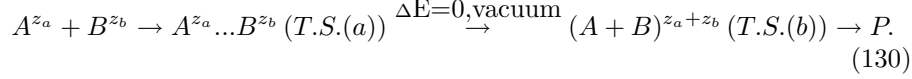
where the γ_P is a product of the activity coefficients of the fragmented portions of the product states.

3.6.5 (iii) General harmonization of the B-B formulation with the present theory for free (non-associated) ions

The ionic reaction with free ions



has the following reaction pathway for the two stage model



ΔE_{act} is defined to be the activation energy parameter from the free ionic state to the transition state a under vacuum conditions where there is bond formation and the smallest distance $\delta r_{A,B}$ between two charge centers that are considered separate, and T.S. b is the smallest distance when they are not considered separate and when a singularity of the external potential is applied as in the two stage model. Then the first order energy perturbation at the TS (between (a) and (b)) ΔE is

$$\Delta E = kT \ln \left(\frac{\gamma_{(A+B)^{z_a+z_b}}}{(\gamma_{A^{z_a}} \dots \gamma_{B^{z_b}})} \right) \quad (131)$$

and so the rate constant k_2 becomes outside of the vacuum state

$$k_2 = k_2^0 \frac{\gamma_A \gamma_B}{\gamma_{(A+B)^{z_a+z_b}}} \cdot (\gamma_{A^{z_a}} \dots \gamma_{B^{z_b}}) \quad (132)$$

where $(\gamma_{A^{z_a}} \dots \gamma_{B^{z_b}})$ is the TS species which has distinct charges relative to the dielectric medium and would appear as a product term of activity coefficients at the TS state, i.e. $(\gamma_{A^{z_a}} \dots \gamma_{B^{z_b}}) = \gamma_A^{*(T.S)} \cdot \gamma_B^{*(T.S)}$. The energy of interaction of the A^{z_a} and B^{z_b} would constitute a major portion of the activity coefficient of the pair, and would be expected to be *relatively* constant over a large range of system ρ compared to the bulk activity coefficients of the other species and reactants. Thus, under these conditions, we have

$$k_2 \approx k_2^{0'} \frac{\gamma_A \gamma_B}{\gamma_{(A+B)^{z_a+z_b}}} \quad (133)$$

with $k_2^{0'} = k_2^0 (\gamma_{A^{z_a}} \dots \gamma_{B^{z_b}})$, which is the B-B equation for ionic reactions. Clearly, some demonstration of the relative constancy of $\gamma_{A^{z_a}} \dots \gamma_{B^{z_b}}$ would be re-assuring. Obviously the potentials for the present dimer model and that of ionic reactions are different, but we can show a relative constancy for the analogous TS atomic pair, and so can expect a similar relative constancy to obtain for ionic reactions. We return to the previous system of eq.(108) where $\gamma_{A^{z_a}} \dots \gamma_{B^{z_b}}$ is equivalent to $\gamma_A^* \gamma_A^* = (\gamma_A^* \dots \gamma_A^*)$ for $A = B$. Then

$$\gamma_A' \gamma_A' = \frac{\gamma_A^2 (\gamma_A^* \dots \gamma_A^*)}{\gamma_{A_2}^*} \quad (134)$$

A plot of this function is given in Fig. (18). The analog of $\gamma_{A_2}^*$ is $\gamma_{(A+B)^{z_a+z_b}}$. In (133), for $A = B$, $\gamma_A \gamma_B \equiv \gamma_A^2$ would vary very dramatically, as is obvious from Fig. (15). From $\rho = 0$ to $\rho = 1$, $\frac{\gamma_A^2}{\gamma_{A_2}^*}$ varies by about 16, whereas $(\gamma_A^* \dots \gamma_A^*)$ varies by 0.2. Thus, it is conceivable that the B-B expression may be derivable from a

strictly elementary reaction, based on the above estimates. Fig. (17) illustrates two plots, where the "Activity" variable corresponds to using (134) to calculate γ_A^* with the assumption $\gamma_{A_2}^* = \gamma_{A_2}$ and the "Ratio" variable is simply the reactivity and activity ratio $\frac{\gamma'_A}{\gamma_A}$ using the inverse Φ convention to determine γ_A .

4 Conclusion

The current form of the elementary reaction rate constant is still incomplete despite the depth and complexity of analysis valid for relatively low density systems due to the utilization of traditional definitions and conventions. A more complete description would involve the "reactivity" coefficients and these coefficients are intimately related to the activity coefficients of the species involved in the reaction. Under stipulated conditions, such as obtain for the two stage model, explicit first order expressions may be derived connecting the reactivity and activity coefficients. A whole range of product and reactant states exists, and under an enumeration scheme incorporating the Gibbs equilibrium condition, one particular state may be determined from another through a series of equations which also feature the bulk activity coefficients. The theory of ionic reactions as developed by Brönsted and Bjerrum may be subsumed by the simple first order models provided here using a strictly elementary reactive process; in particular these models can also explain apparent violations of the standard Brönsted-Bjerrum theory involving composite reactions. The framework given here can be extended to other more complex particle reactions which are moderated by strong external fields, such as what might obtain in the plasma state.

Acknowledgement C.G.J would like to thank Jayendran C. Rasaiah (Chemistry Dept., University of Maine (Orono) U.S.A.) for his generous hospitality there over a two month period during which time the bulk of this work was completed and the remnant of I.R.P.A. (Malaysian) grant no. 09-02-03-1031 for financial assistance.

References

- [1] C. G. Jesudason. An energy interconversion principle applied in reaction dynamics for the determination of equilibrium standard states. *J. Math. Chem. (JOMC)*, 39(1):201–230, 2006.
- [2] C.G. Jesudason. Invited talk. at W.C.N.A. (Orlando, Fl, U.S.A. 2004) on topics related to Clausius Inequality, N.E.M.D. and Principle of Local Equilibrium.
- [3] C. G. Jesudason. The Clausius inequality: Implications for non-equilibrium thermodynamic steady states with NEMD corroboration. *Nonlinear Analysis*, 63(5-7):e541–e553, 2005. An Elsevier publication.
- [4] J. C. Polanyi and A. H. Zewail. Direct observation of the transition state. *Acc. Chem. Res.*, 28(3):119–132, 1995. Dedicated to Professor Linus Pauling.

- [5] W. H. Miller. Beyond transition state theory: Rigorous quantum approaches for determining chemical reaction rates. In Wyatt and Zhang [17], chapter 5.
- [6] *Proceedings of the National Academy of Sciences, U.S.A.*, volume 102(19), May 2005. Special feature on "Chemical Theory and Computation" in Physical Science Section.
- [7] C. G. Jesudason. Model hysteresis dimer molecule. I. equilibrium properties. *J. Math. Chem. (JOMC)*, Accepted, 2006. In Press.
- [8] C. G. Jesudason. Model hysteresis dimer molecule.II. Deductions from probability profile due to system coordinates. *J. Math. Chem. (JOMC)*, Accepted, 2006. In Press.
- [9] B. Hafskjold and T. Ikeshoji. Partial specific quantities computed by non equilibrium molecular dynamics. *Fluid Phase Equilibria*, 104:173–184, 1995.
- [10] T. Ikeshoji and B. Hafskjold. Non-equilibrium molecular dynamics calculation of heat conduction in liquid and through liquid gas interface. *Mol. Phys.*, 81(2):251–261, 1994.
- [11] J. Ross, I. Schreiber, and M.O. Vlad. *Determination Of Complex Reaction Mechanisms: Analysis Of Chemical, Biological And Genetic Networks*. Oxford University Press Inc., New York, 2006.
- [12] A. B. Koudriavtsev, R. F. Jameson, and W. Linert. *The Law of Mass Action*. Springer, Berlin, 2000.
- [13] B.L. Tembe. Activated thermal electron transfer in polar liquids. In N. Sathyamurthy, editor, *Reaction Dynamics: Recent Advances*, chapter 6, pages 135–155. Springer-Verlag (Berlin), Narosa Publishing House (India), 1991.
- [14] P Gray and S.K. Scott. *Chemical Oscillations and Instabilities:Non-linear chemical kinetics*. Clarendon Press, Oxford, 1990.
- [15] H. Eyring, S.H. Lin, and S.M. Lin. *Basic Chemical Kinetics*. Wiley-Interscience, New York, 1980.
- [16] M. J. Pilling and P. W. Seakins. *Reaction Kinetics*. Oxford University Press, England, 2005.
- [17] R. Kosloff. Quantum molecular dynamics on grids. In R.E. Wyatt and J. Z. H. Zhang, editors, *Dynamics of molecules and chemical reactions*, chapter 5. Marcel Dekker Inc., New York, 1996.
- [18] A. Chakraborty and D.G. Truhlar. Quantum mechanical reaction rate constants by vibrational configurational interaction. application to the $\text{OH} + \text{H}_2 \rightarrow \text{H}_2\text{O} + \text{H}$ reaction as a function of the temperature. [6], pages 6744–6749. Special feature on "Chemical Theory and Computation" in Physical Science Section.

- [19] P. L. Houston. *Chemical Kinetics And Reaction Dynamics*. McGraw-Hill International Edition, New York, 2001. Paperback.
- [20] J. H. Espenson. *Chemical Kinetics and Reaction Mechanisms*, volume 102(19). McGraw-Hill Book co., Singapore, second international edition, 1995.
- [21] S. K. Scott. *Oscillations, Waves, and Chaos in Chemical Kinetics*, volume 102(19) of *Oxford Chemistry Primers*. Oxford University Press, Milton Keynes, England, 1994.
- [22] K.A. Connors. *Chemical Kinetics-The Study of Reaction Rates in Solution*, volume 102(19). VCH Publishers, Inc., 1990.
- [23] M. Brouard. *Reaction Dynamics*. Oxford University Press, 1998.
- [24] R.D. Levine and R.B. Bernstein. *Molecular reaction dynamics*. Oxford University Press, New York, 1974.
- [25] J. Robbins. *Ions in solution 2- an introduction to electrochemistry*. Oxford Chemistry Series. Oxford University Press, 1972.
- [26] N. Lygeros, P-V Marchand, and M. Massot. Enumeration and 3d representation of the stereo-isomers of alkane molecules. *J. Symb. Comput.*, 40(4-5):1225–1241, October-November 2005.
- [27] J. J. Nicolas, K . E. Gubbins, W. B. Streett, and D. J. Tildesley. Equation of state for the Lennard-Jones fluid. *Mol. Phys.*, 37(5):1429–1454, 1979.
- [28] J.K. Johnson, J. A. Zollweg, and K. E. Gubbins. The Lennard-Jones equation of state revisited. *Molec. Phys.*, 78(3):591–618, 1993.
- [29] C. G. Jesudason. Analysis of open system Carnot cycle and state functions. *Nonlinear Analysis:Real World Applications*, 5:695–710, 2004. Erratum at 6(1), pp 225-226 (2005).
- [30] K. N. Denbigh. *The Principles of Chemical Equilibrium*. Cambridge University Press, fourth edition, 1981.
- [31] P. T. Landsberg. *Thermodynamics and Statistical Mechanics*. Oxford University Press, England, 1978. esp. chaps 7 and 8.
- [32] Ira N. Levine. *Physical Chemistry*. McGraw-Hill, Singapore, fifth edition, 2003. Higher Education Series.
- [33] J. Kestin, editor. *The Second Law Of Thermodynamics*. Dowden, Hutchinson & Ross, Inc., Stroudsburg, Pennsylvania, 1976. Benchmark Papers on Energy No. 5.
- [34] C. G. Jesudason. New μ -space stochastic equation for dynamical systems in liouville form. *Stoch Anal Appl*, 21(5):1097–1114, 2003. Erratum with publisher’s apology for wrong typesetting of key equations in 22(4), pp.1131-1132 (2004).
- [35] J. P. Hansen and I.R. McDonald. *Theory of Simple Liquids*. Academic Press, London, 1976. esp. Chap.2, pp. 14-44.

- [36] R. Penrose. *The Emperor's New Mind*. Oxford University Press, 1990.
- [37] C. G. Jesudason. Recoverable systems: a quantum statistical thermodynamic study. *Indian J. Pure Ap. Phy.*, 29(3):163–182, 1991.
- [38] D. Frenkel and B. Smit. *Understanding Molecular Simulations: From Algorithms to Applications*, volume 1 of *Computational Science Series*. Academic Press, San Diego, U.S.A., second edition, 2002. Topics concerning the use of Liouville space and "non-Hamiltonian" dynamics predominantly developed by M. Tuckerman et al. are found in pp. 77, 106, 156-160, 398, 409, 424, 495, 497, 503, 507, 535-538, 543, 544, 584, 585.
- [39] R. P. Feynman. *Statistical Mechanics- a set of lectures*. W. A. Benjamin Inc., Reading, Massachusetts, 1972.
- [40] M. Huang, S.A. Lehn, E. J. Andrews, and G. M. Hieftje. Comparison of electron concentrations, electron temperatures, gas kinetic temperatures, and excitation temperatures in argon ICP's operated at 27 and 40 Mhz. *Spectrochim. Acta B.*, 52:1173–1193, 1997.
- [41] J. M. Haile. *Molecular Dynamics Simulation*. John Wiley & Sons, Inc., New York, 1992. Esp. p.190–192.
- [42] M. D. Hilliard. Thermodynamics of aqueous piperazine/potassium carbonate/carbon dioxide characterized by the electrolyte NRTL model within Aspen plus. Master's thesis, University Of Texas (Austin), U.S.A., Faculty of the Graduate School, (Univ. of Texas), 2005.
- [43] O. Redlich and J.N.S. Kwong. On the thermodynamics of solutions. V. An equation of state. Fugacities of gaseous solutions. *Chem. Rev.*, 44(1):233–244, 1949.
- [44] P. Hänggi, P. Talkner, and M. Borkovec. Reaction-rate theory: fifty years after Kramers. *Reviews of Modern Physics*, 62(2):251–341, April 1990. Reprint No. 361.
- [45] A. Dominguez, R. Jimenez, P. Lopez-Cornejo, P. Perez, and F. Sanchez. On the calculation of the transition state activity coefficient and solvent effects on chemical reactions. *Collect. Czech. Chem. Commun.*, 63:1969–1976, 1998.
- [46] E. Garcia-Fernandez, R. Prado-Gotor, and F. Sanchez. "Abnormal " salt and solvent effects on anion/cation electron-transfer reactions: An interpretation based on Marcus-Hush treatment. *J. Phys. Chem. B*, 109:15087–15092, 2005.