

Greatly enhancing the modeling accuracy for distributed parameter systems by nonlinear time/space separation

Hai-Tao Zhang¹, Chen-Kun Qi², Tao Zhou^{3,*} and Han-Xiong Li²

¹*Department of Control Science and Engineering,
Huazhong University of Science and Technology, Wuhan 430074, PR China*

²*Department of Manufactory Engineering and Engineering Management,
City University of Hong Kong, Hong Kong SAR, PR China*

³*Department of Modern Physics and Nonlinear Science Center,
University of Science and Technology of China, Hefei 230026, PR China*

(Dated: February 9, 2020)

An effective modeling method for nonlinear distributed parameter systems (DPSs) is critical for both physical system analysis and industrial engineering. In this Rapid Communication, we propose a novel DPS modeling approach, in which a high-order nonlinear Volterra series is used to separate the time/space variables. With almost no additional computational complexity, the modeling accuracy is improved more than 20 times in average comparing with the traditional method.

PACS numbers: 05.45.Gg, 02.30.Yy, 07.05.Dz

Introduction - Most of the physical processes (e.g. thermal diffusion process [1, 2, 3, 4, 5], thermal radiation process [6], distributed quantum systems [7], concentration distribution process [8, 9], crystal growth process [1], etc.) are nonlinear distributed parameter systems (DPSs) with boundary conditions determined by the system structure. Thus, it is an urgent task to design an effective modeling method for nonlinear DPSs. The key problem in the design of nonlinear-DSP modeling method is how to separate the time/space variables. Some modeling approaches are previously proposed: These include the Karhunen-Loève (KL) approach [1, 4, 10, 11], the spectrum analysis [12], the singular value decomposition (SVD) combined with the Galerkin's method [1, 13], and so on. Among them, the KL approach is the most extensively studied and the most widely applied one. In this approach, the output $T(z, t)$ is expanded as

$$T(z, t) = \sum_{i=1}^N c_i(z) l_i(t) \triangleq C(z) L(t), \quad (1)$$

where z and t are the space and time variables, respectively. This operation can be implemented by spatial basis $\{c_i(z)\}$ combined with time-domain coefficients $\{l_i(t)\}$, or time-domain basis $\{l_i(t)\}$ combined with spatial coefficients $\{c_i(z)\}$. The basis could be Jacobi series [14], orthonormal functional series (OFS, such as Laguerre series [14, 15], Kautz series [14], etc.), spline functional series [16], trigonometric functional series, or some others. However, no matter how elaborately the basis is designed, the model is still in a linear form, so it can not yield satisfying modeling performance for severe nonlinearity with insufficiently long truncation length N . In addition, modeling error will grow larger along with the decrease of N . Since in practice, the truncation length

can not be very long, these traditional methods usually fail to provide an adequately accurate model.

In this Rapid Communication, we argue that the linear separation is a bottleneck to better modeling performance, and to introduce some kinds of nonlinear terms may sharply enhance the performance, since they have the capability to compensate the residuals of the linear separation.

The Implement of Nonlinear Space/Time Separation - For nonlinear lumping systems, if their dependencies on past inputs decrease rapidly enough with time, their input/output relationship can be precisely described by **Volterra series** [17, 18, 19, 20]. This kind of system is called fading memory nonlinear system (FMNS) [18], which is well-behaved in the sense that it will not exhibit multiple steady-states or other related phenomena like chaotic responses. Fortunately, most industrial processes are FMNSs. Accordingly, one can naturally extend the concept of Volterra series from lumping systems to DPSs by allowing each kernel to contain both time variable t and space variable z , and then design the time/space separation method via the so-call **distributed Volterra series** (see Fig. 1 for the mechanism of this modeling method). Firstly, the system output can be represented by

$$T(z, t) = h_0(z) + \int_0^\infty h_1(z, \tau_1) u(t - \tau_1) d\tau_1 + \int_0^\infty \int_0^\infty h_2(z, \tau_1, \tau_2) u(t - \tau_1) u(t - \tau_2) d\tau_1 d\tau_2 + \cdots, \quad (2)$$

where $h_i(z, \tau_1, \cdots, \tau_i)$ is the i th order distributed Volterra kernel. Then denote $\phi_i(t)$ as the i th order OFS and $l_i(t) = \int_0^\infty \phi_i(t) u(t - \tau) d\tau$ as the i th order OFS filter output. Since $\{\phi_i(t)\}$ forms a complete orthonormal set in functional space l_2 , each kernel can be approximately

*Electronic address: zhutou@ustc.edu

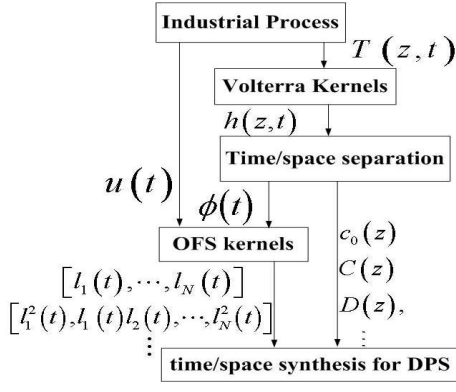


FIG. 1: The sketch map of OFS-Volterra modeling for non-linear DPS.

represented as

$$h_1(z, \tau_1) = \sum_{k=1}^N c_k(z) \phi_k(\tau_1),$$

$$h_2(z, \tau_1, \tau_2) = \sum_{n=1}^N \sum_{m=1}^N c_{nm}(z) \phi_n(\tau_1) \phi_m(\tau_2), \quad (3)$$

...

where $c_k(z)$ and $c_{nm}(z)$ are spatial coefficients. Then, the input/output relationship can be written as (see Eq. (1) for comparison)

$$T(z, t) = c_0(z) + C(z)L(t) + L^T(t)D(z)L(t) + \dots, \quad (4)$$

where $L(t) = [l_1(t) \dots l_N(t)]^T$, $C(z) = [c_1(z) \dots c_N(z)]$, and $D(z) = [c_{ij}(z)]_{N \times N}$.

To obtain the spatial coefficients, firstly we pre-compute all the OFS kernels according to the polynomial iterations [14] or the following state equation

$$L(t+1) = AL(t) + Bu(t), \quad (5)$$

where $u(t)$ is the system input, and A and B are pre-optimized matrices (see Ref. [21] for details). Then the input/output relationship Eq. (4) is represented by a linear regressive form, and these spatial coefficients $c_0(z)$, $C(z)$, $D(z)$, \dots can be obtained by using the least square estimation combined with spline interpolation [16]. Finally, the model is obtained by synthesizing the OFS kernels and the spatial coefficients according to Eq. (4).

Fig. 2 shows the operation details of this modeling method. The first order OFS filter is the Laguerre series, in which

$$G_0(q^{-1}) = \frac{q^{-1}\sqrt{1-a^2}}{1-q^{-1}a}, G_1(q^{-1}) = \frac{q^{-1}-a}{1-q^{-1}a}, \quad (6)$$

where a is the time-scaling constant and q^{-1} is the one step backward shifting operator (i.e. $q^{-1}u(t) = u(t-1)$). The second order OFS filter is the Kautz Series, in which $G_0(q^{-1})$ and $G_1(q^{-1})$ are second order transfer functions.

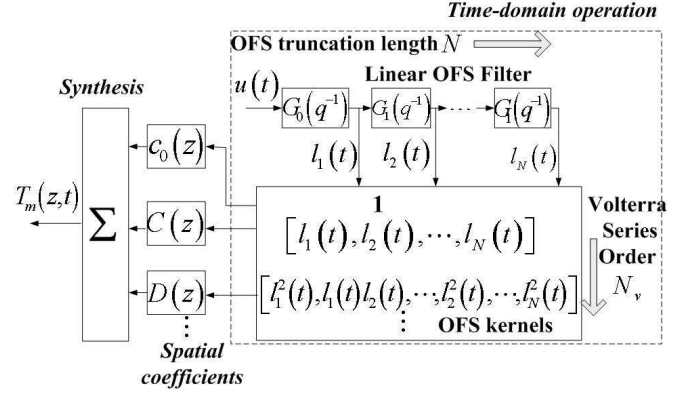


FIG. 2: Operation details of OFS-Volterra modeling.

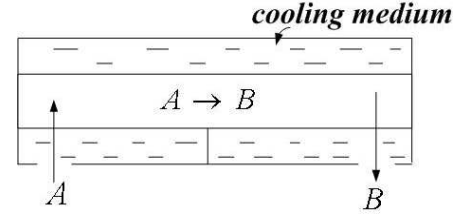


FIG. 3: The sketch map of catalytic rod.

Analogically, Heuberger *et al.* [22] introduced the higher order OFS model. As the order increases, OFS model can handle more complex dynamics.

Numerical Results - Consider a long, thin rod in a reactor as shown in Fig. 3. The reactor is fed with pure species A and a zeroth order exothermic catalytic reaction of the form $A \rightarrow B$ takes place in the rod. Since the reaction is exothermic, a cooling medium that is in contact with the rod is used for cooling. Assume the density, heat capacity, conductivity and temperature are

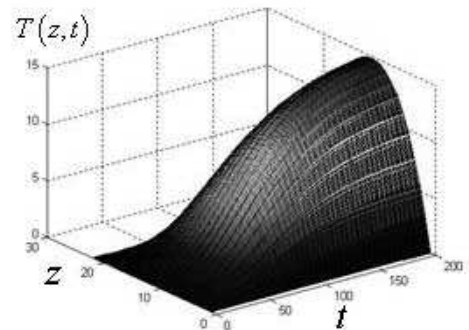


FIG. 4: (Color online) System output.

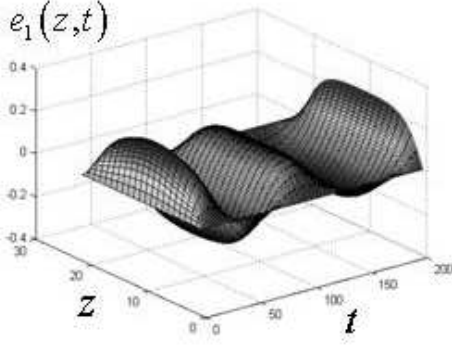


FIG. 5: (Color online) Modeling error of the traditional method.

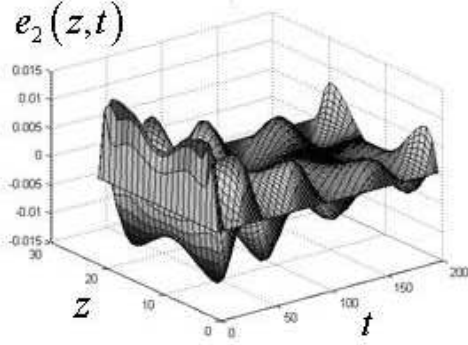


FIG. 6: (Color online) Modeling error of the present method.

all constant, and species A is superfluous in the furnace, then the mathematical model which describes the spatiotemporal evolution of the rod temperature consists of the following parabolic partial differential equation:

$$\frac{\partial T}{\partial t} = \frac{\partial^2 T}{\partial z^2} + \beta_T e^{-\frac{\gamma}{1+z}} - \beta_T e^{-\gamma} + \beta_u (b(z)u(t) - T), \quad (7)$$

which subjects to the Dirichlet boundary conditions:

$$T(0, t) = 0, \quad T(\pi, t) = 0, \quad T(z, 0) = 0, \quad (8)$$

where $T(z, t)$, $b(z)$, β_T , β_u , γ , and u denote the temperature in the reactor (output), the actuator distribution function, the heat of reaction, the heat transfer coefficient, the activation energy, and the temperature of the cooling medium (input), respectively. Here we set $\beta_T = 50.0$, $\beta_u = 2.0$, and $\gamma = 4.0$. In the numerical calculation, without loss of generality, we set $b(z) = 1$, and $u(t) = [1.4, 1.4, 1.4, 1.4]$. The order of Volterra series is two, the OFS is chosen as one-order Laguerre series [14] with $a = 0.6$, and the truncation length is given $N = 4$.

The system output is shown in Fig. 4. Denote by $e(z, t)$ the modeling error, that is, the difference between system output and modeling result at the point (z, t) . Fig. 5 and Fig. 6 exhibit the modeling errors of the traditional and the present methods, respectively. Clearly,

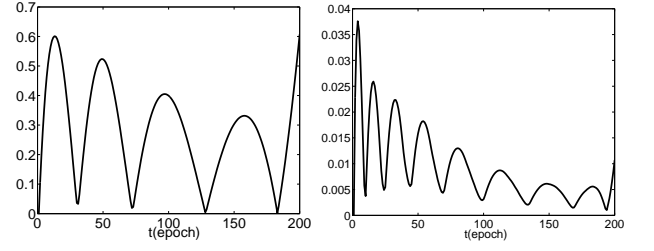


FIG. 7: IAEs of the traditional method (left) and the present method (right).

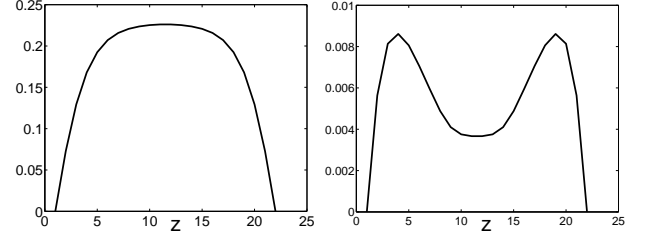


FIG. 8: ITAEs of the traditional method (left) and the present method (right).

the method proposed here has remarkably smaller error than that of the traditional one. To provide a vivid contrast between these two methods, we calculate the integral of absolute error (IAE, $\int |e(z, t)| dz$) and time-weighted absolute errors (ITAE, $\int t |e(z, t)| dt$), which are two standard error indexes to evaluate modeling performances of DPS. As are shown in Fig. 7 and Fig. 8, both the IAE and ITAE of the present method is reduced by > 20 times comparing with those of the traditional one, which strongly demonstrates the advantage of the present method. In addition, we calculate the average of absolute modeling error $\frac{1}{T} \int \frac{1}{dz dt} \int \int |e(z, t)| dz dt$. From Fig. 9, it is found that, in comparison with the traditional method, the modeling accuracy of the present one is enhanced by 14-32 times with less than 15% increase of the consumed

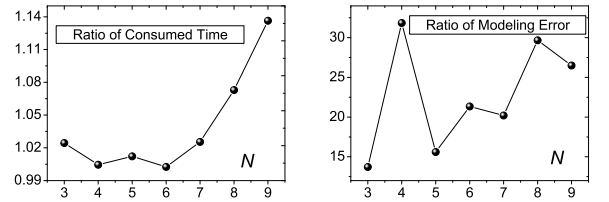


FIG. 9: Ratios of the consumed time t_2/t_1 (left) and the average of absolute modeling error $|e_1|/|e_2|$ (right) vs the truncation length N . The subscripts 1 and 2 denote the cases of the traditional and the present methods, respectively. The CPU time by using traditional method for $N \in [3, 9]$ is in the interval $[100s, 160s]$. All the numerical calculations are implemented by using a personal computer with 1.8G-CPU and 256M-RAM.

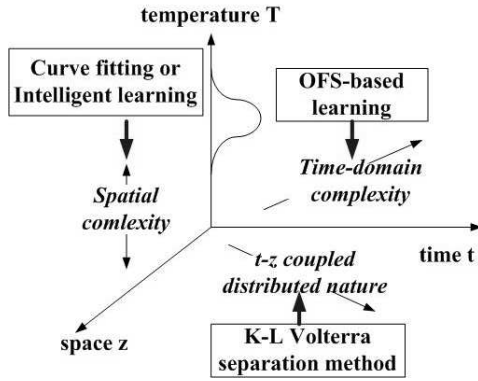


FIG. 10: Modeling methodology for DPSs.

time.

Conclusion and Discussion - Modeling method for nonlinear DPS plays an important role in physical system analysis and industrial engineering. Unfortunately, there exists two essential difficulties in this issue, a) **distributed nature** due to time-space coupled, which causes different temperature responses at different locations; b) **nonlinear complexity** from varying working point - different dynamics obtained even at the same location for a large change of working points. Owing to these difficulties, previous modeling methods via linear time/spatial separation techniques (e.g. KL approach, spectrum analysis, SVD-Galerkin technique, etc.) can not yield satisfying modeling performance, especially for DPSs with severe nonlinearity. The modeling error is caused by the nonlinear residue of the linear time/space separation. Thus, it is naturally to expect that a nonlinear time/space separation method may yield better modeling performance.

To validate this supposition, we design a novel modeling method by extending the concept of lumping Volterra

series to the distributed scenario. As is shown in Fig. 10, a KL Volterra method is designed to separate time/space variables. Then, the time-domain complexity is handled by the OFS-based learning, while the spatial complexity by some curve fitting techniques (e.g. spline interpolation) or intelligent learning algorithms (e.g. neural network, fuzzy system, etc.). This novel method is applied on a benchmark nonlinear DPS of industrial process, a catalytic rod. It is found that the modeling accuracy is improved by more than 20 times in average comparing with the traditional method, with almost no additional computational complexity. The underlying reason may be that the high order Volterra kernel can compensate the residuals of the linear separation. In addition, we have applied this method to another two benchmark nonlinear DPSs, a rapid thermal chemical vapor deposition process [1], and a Czochralski crystal growth process [1]. The corresponding results also strongly suggest that the nonlinear time/space separation can greatly enhance the modeling accuracy.

Although its superiority has been demonstrated, the KL Volterra method is just a first attempt aiming at the motivation of nonlinear time/space separation. Thanks to its excellent modeling efficiency, this novel method is definitely a promising one for both physical system analysis and industrial engineering. We believe that our work can enlighten the readers on this interesting subject.

The author would like to thank Prof. Guanrong Chen for helpful discussion and suggestion. HTZhang would like to acknowledge the National Natural Science Foundation of China (NSFC) under Grant Nos. 60340420431 and 60274020, and the Youth Founding Project of HUST. TZhou would like to acknowledge NSFC under Grant Nos. 70471033 and 70571074. HXLi would like to acknowledge the RGC-CERG founding of Hong Kong Government under Grant Nos. 9041015 and 9040916.

-
- [1] P. D. Christofides, *Nonlinear and Robust Control of PDE systems: Methods and applications to transport-reaction processes* (Boston, Birkhauser, 2001).
 - [2] D. K. Hoffman, *et al.*, Phys. Rev. E **57**, 6152 (1998).
 - [3] A. V. Chechkin, *et al.*, Phys. Rev. E **66**, 046129 (2002).
 - [4] M. Sheintuch, and Y. Smagina, Phys. Rev. E **70**, 026221 (2004).
 - [5] P. V. Kuptsov, and R. A. Satnoianu, Phys. Rev. E **71**, 015204 (2005).
 - [6] V. A. Kazakov, and R. S. Berry, Phys. Rev. E **49**, 2928 (1994).
 - [7] M. I. Katsnelson, *et al.*, Phys. Rev. A **62**, 022118 (2000).
 - [8] M. O. Vlad, and J. Ross, Phys. Rev. E **66**, 061908 (2002).
 - [9] P. N. McGraw, and M. Menzinger, Phys. Rev. E **68**, 066122 (2003).
 - [10] W. H. Ray, *Advanced Process Control* (McGraw-Hill, New York, 1981).
 - [11] H. M. Park, and D. H. Cho, Chemical Engineering Science **51**, 81 (1996).
 - [12] D. Gottlieb, and S. A. Orszag, *Numerical analysis of spectral methods: Theory and applications* (Philadelphia, SIAM, 1993).
 - [13] S. Chakravarti, *et al.*, Phys. Rev. E **52**, 2407 (1995).
 - [14] K. B. Datta, and B. M. Mohan, *Orthogonal Functions in System and Control* (World Scientific, 1995).
 - [15] X. G. Hu, Phys. Rev. E **59**, 2471 (2004).
 - [16] C. de Boor, *A Practical Guide to Splines* (Springer-Verlag, 1978).
 - [17] M. Schetzen, *The Volterra and Wiener Theory of Non-linear System* (Wiley, New York, 1980).
 - [18] S. Boyd, and L. O. Chua, IEEE Trans. Circuits and Systems **32**, 1150 (1985).
 - [19] V. A. Kuz, Phys. Rev. A **44**, 8414 (1991).
 - [20] L. J. Chen, *et al.*, Phys. Rev. E **50**, 551 (1999).
 - [21] L. P. Wang, Journal of Process Control **14**, 131 (2004).
 - [22] P. S. C. Heuberger, *et al.*, IEEE Trans. Automatic Control **40**, 451 (1995).