

Scaling of Circulation in Buoyancy Generated Vortices

P. Stansell

SUPA, School of Physics, University of Edinburgh, Edinburgh, EH9 3JZ, UK

R. V. R. Pandya

Department of Mechanical Engineering, University of Puerto Rico at Mayaguez, Mayaguez, PR 00680, USA

(Dated: 7th May 2019)

The temporal evolution of the fluid circulation generated by a buoyancy force when two-dimensional (2D) arrays of 2D thermals are released into a quiescent incompressible fluid is studied through the results of numerous lattice Boltzmann simulations. It is observed that the circulation magnitude grows to a maximum value in a finite time. When both the maximum circulation and the time at which it occurs are non-dimensionalised by appropriately defined characteristic scales, it is shown that two simple Prandtl number (Pr) dependent scaling relations can be devised that fit these data very well over nine decades of Pr spanning the viscous and diffusive regimes and six decades of Rayleigh number (Ra) in the low Ra regime. Also, obtained analytically is the exact result that circulation magnitude continues to grow in time for a single buoyant vortex ring in an infinite unbounded fluid.

Buoyancy generated vorticity is an attractive area of study for its influential role in various fields of science and engineering, its relevance to mixing and, undoubtedly, for the aesthetically pleasing nature of its visualised flow structure (see, for example, [1, 2, 3, 4, 5, 6] and the references therein). Buoyant vortices are generated in situations when plumes and thermals have different temperatures to the ambient fluid. Following some classical work on buoyant vortex rings and starting plumes [7, 8], detailed studies on a single starting plume have generated some understanding, though not yet complete, of the interesting phenomena of mushroom-type vortex head generation and its pinch-off (see, for example, [9]). A number of studies on thermals have focused mainly on the time evolution of the linear dimension of the thermal and its penetration in the streamwise direction [10, 11, 12]. Lundgren et al. [10] has also provided some information on the time evolution of the circulation. Further, effects of initial geometry of thermals on their evolution are investigated recently [13, 14]. Despite this considerable interest, basic aspects of the buoyancy generated vorticity mechanism remain to be elucidated, including the presence or otherwise of quantitative scaling laws in different regimes of Prandtl number (Pr).

In this letter, the results of numerous lattice Boltzmann simulations are used to investigate the universal scaling behaviour associated with the circulation generated by buoyant forces when 2D thermals are released into a quiescent incompressible fluid. Also presented is an analytical derivation showing that for a buoyant vortex ring formed by releasing a thermal in an infinite domain of the quiescent fluid the magnitude of the circulation grows continuously in time.

In terms of the Cartesian coordinate system (x, y, z) each of the simulated 2D systems comprised a $2L_x \times 2L_y \times 1$ sized domain of incompressible fluid which was initially quiescent and of uniform density, ρ , and temperature, T_0 . The centre of the domain coincided with the origin of a Cartesian coordinate system. At time $t = 0$ a

circular (to within the lattice resolution) thermal of initial radius $R_0 < L_x, L_y$ and temperature $T_1 < T_0$ was introduced into the centre of the domain. Cyclic boundary conditions were applied at all lattice boundaries making the simulation equivalent to that of an infinite system initialised with an infinite number of circular thermals positioned at the nodes of a rectangular array such that their centres were separated by $2L_x$ in the x -direction and $2L_y$ in the y -direction. The temperature difference causes the thermals to move in the negative (downward) y -direction which coincides with the direction of acceleration due to gravity $-g\hat{\mathbf{e}}_y$, where $\hat{\mathbf{e}}_y$ is the unit vector in the y -direction. This motion is caused by the buoyancy force acting on the thermal due to its density being different from the surrounding fluid. For $t > 0$ the temperature of the thermal diffuses and convects as it descends and a vorticity field with non-zero component $\omega_z(x, y, t) \equiv \omega(x, y, t) = \nabla \wedge \mathbf{u}(x, y, t) = \partial_x u_y(x, y, t) - \partial_y u_x(x, y, t)$ is generated. Here, u_x and u_y are the fluid velocity components in the x and y -directions, respectively. This system is governed by the Navier-Stokes equations with the Boussinesq approximation, written as

$$\partial_t u_i = 0,$$

$$D_t u_i = -\rho^{-1} \partial_i p - \delta_{iy} g + \alpha g (T - T_0) \delta_{iy} + \nu \partial_j^2 u_i,$$

and the equation for temperature field T

$$D_t T = \kappa \partial_j^2 T,$$

where $D_t = \partial_t + \mathbf{u} \cdot \nabla$, i and j take the values x, y , δ_{ij} is Kronecker delta, p is pressure, ν is kinematic viscosity and κ is thermal diffusivity. The solution of these equations with cyclic boundary conditions at $x = L_x, -L_x$ and $y = L_y, -L_y$ and initial temperatures T_1 and T_0 describes the flow field generated by the infinite rectangular array of thermals. It should be noted that $L_x \rightarrow \infty$ and $L_y \rightarrow \infty$ represents the situation of a single isolated thermal in an infinite fluid.

Lattice Boltzmann simulations were performed from which measurements were made of the circulation, $\Gamma(t)$,

calculated over the $x > 0$ half-domain and defined by $\Gamma(t) = \int_{-L_y}^{L_y} \int_0^{L_x} \omega(x, y, t) dx dy$. It was observed in all simulations that the circulation magnitude, $\Gamma(t)$, grew to a maximum value, denoted Γ_{\max} , in a time denoted by t_{\max} , and then decayed. The parameters influencing the phenomena are $g\alpha\Delta T$, ν , κ , R_0 , L_x and L_y (here, $\Delta T = |T_0 - T_1|$). In general

$$\Gamma_{\max} \equiv \Gamma_{\max}(g\alpha\Delta T, \nu, \kappa, R_0, L_x, L_y), \quad (1)$$

$$t_{\max} \equiv t_{\max}(g\alpha\Delta T, \nu, \kappa, R_0, L_x, L_y). \quad (2)$$

To reveal the scaling relations for Γ_{\max} and t_{\max} a total of 211 individual LBM simulations of the governing equations were performed using various combinations of the parameters $g\alpha\Delta T$, ν , κ , R_0 , L_x and L_y . Sets of simulations were performed in which all variables except one were held constant and the values Γ_{\max} and t_{\max} were measured and recorded. The simulations were run for sufficient times, between 3,000 and 160,000 time steps depending on the parameter set, to enable the measurement of the initial growth of circulation and its subsequent decay. The parameter ranges, in lattice Boltzmann units, were as follows: $10^{-5} < g\alpha\Delta T < 5 \times 10^{-5}$, $10^{-4} < \nu < 19/6$, $10^{-4} < \kappa < 1$, $2/\sqrt{\pi} < R_0 < 4\sqrt{5/\pi}$, $30 < L_x < 500$ and $30 < L_y < 500$. These parameters were combined so as to yield a wide range of dimensionless parameter values. Specifically: the Prandtl number, $\text{Pr} = \nu/\kappa$, ranged over nine decades ($10^{-4} < \text{Pr} < 10^4$); the Rayleigh number, $\text{Ra} = g\alpha\Delta T R_0^3 / \nu\kappa$, over six decades ($1.4 \times 10^{-5} < \text{Ra} < 38.5$); and the aspect ratios $\Lambda_x = L_x/R_0$ and $\Lambda_y = L_y/R_0$, over nearly two decades ($7.9 < \Lambda_{x,y} < 443$). The range of Pr crosses from the low to high (diffusive to viscous) Pr regimes; the range of Ra , however, remains in the low Ra regime.

Firstly, the dependency of the parameters $g\alpha\Delta T$, R_0 , L_x or L_y was investigated by varying just one of these parameters and examining plots of Γ_{\max} and t_{\max} versus the varied parameter. This showed the following scaling relations to hold: $\Gamma_{\max} \sim g\alpha\Delta T \sim R_0^2 \sim L_x \sim L_y^0$ and $t_{\max} \sim (g\alpha\Delta T)^0 \sim R_0^0 \sim L_x^2 \sim L_y^0$. The dependency on ν or κ was more complicated, as varying just one of these and examining plots of Γ_{\max} and t_{\max} versus the varied parameter showed behaviour that depended on Pr . These relations suggest appropriate characteristic scales for circulation and time are $\Gamma_0 \equiv L_x R_0^2 g\alpha\Delta T / \nu$ and $t_0 \equiv L_x^2 / \nu$, where the viscosity is used in the denominator to ensure the correct dimensionality. Note that one could have equally well chosen κ instead of ν . These characteristic scales, Γ_0 and t_0 , thus contain the correct dependency of Γ_{\max} and t_{\max} on all the parameters except ν and κ . Along with (1) and (2), this suggests that the maximum circulation and the time of its occurrence may be written in the following dimensionless form which depends only on Pr

$$\Gamma_{\max}/\Gamma_0 = f_1(\text{Pr}), \quad (3)$$

$$t_{\max}/t_0 = f_2(\text{Pr}). \quad (4)$$

The functions $f_1(\text{Pr})$ and $f_2(\text{Pr})$ are as yet unknown,

but, to see the scaling relations, Γ_{\max}/Γ_0 and t_{\max}/t_0 are plotted against Pr on log-log scales in Figure 1. The abscissa covers nine decades of Pr and the ordinate, about four decades of Γ_{\max}/Γ_0 and t_{\max}/t_0 . The figures exhibit certain power laws which may be written as

$$\Gamma_{\max}/\Gamma_0 \propto \text{Pr}^n, \quad (5)$$

$$t_{\max}/t_0 \propto \text{Pr}^m, \quad (6)$$

where the values of n and m are observed to be different in different Pr regimes. The plots in Figure 1 suggest that the values of n and m tend to constant values in the limits of high and low Pr . Assuming this to be the case, the following scaling relations, chosen for their simple form and correct asymptotic behaviour, were fitted to the data

$$\Gamma_{\max}/\Gamma_0 = a (\text{Pr}^{-n_l} + \text{Pr}^{-n_h})^{-1}, \quad (7)$$

$$t_{\max}/t_0 = b (\text{Pr}^{-m_l} + \text{Pr}^{-m_h})^{-1}, \quad (8)$$

where a , n_l , n_h , b , m_l and m_h are constant fitting parameters. A nonlinear least-squares Marquardt-Levenberg algorithm was used to fit the data. The fitted scaling relations are shown as black lines on the plots in Figure 1 and it can be seen that they do indeed give extremely good fits to the data across all the Pr regimes. The fitted values of the fitting parameters are, with standard errors: $a = 0.4936 \pm 0.0046$, $n_l = 0.9458 \pm 0.0015$, $n_h = 0.0539 \pm 0.0014$, $b = 0.20912 \pm 0.0015$, $m_l = 0.8770 \pm 0.0013$ and $m_h = 0.1275 \pm 0.0012$. To within three standard errors all of these may be given as the following simple fractions: $a = 1/2$, $n_l = 19/20$, $n_h = 1/20$, $b = 7/34$, $m_l = 7/8$ and $m_h = 1/8$. It is an interesting observation, for which we have no explanation, that the fitted values suggest that $n_l = 1 - n_h$ and $m_l = 1 - m_h$. This suggests a single exponent scaling of the forms $\Gamma_{\max}/\Gamma_0 = a \text{Pr}^{n_h} (1 + \text{Pr}^{2n_h-1})^{-1}$ and $t_{\max}/t_0 = b \text{Pr}^{m_h} (1 + \text{Pr}^{2m_h-1})^{-1}$.

The dependencies on the other dimensionless parameters, Ra and the aspect ratio $\Lambda_x = L_x/R_0$, can be highlighted by writing the scalings relations (3) and (4) as $\Gamma_{\max}/\kappa = \Lambda_x \text{Ra} f_1(\text{Pr})$ and $\nu t_{\max}/R_0^2 = \Lambda_x^2 f_2(\text{Pr})$. The accuracy of scalings obtained for Γ_{\max} and t_{\max} are further confirmed by the plots in Figures 2 and 3 of the alternatively non-dimensionalised Γ_{\max} and t_{\max} plotted against the two dimensionless parameters Ra and Λ_x . In both figures the fitted scaling relations are shown as black lines, and again, the fits are seen to be extremely good.

The scaling relations given in (5) and (6) suggest that in an infinite domain, that is to say, $L_x \rightarrow \infty$, Γ_{\max} and t_{\max} tend to infinity. A theoretical justification for this observation is now provided. The equation for the non-zero component of vorticity, ω , can be written as

$$\partial_t \omega + \partial_x (u_x \omega) + \partial_y (u_y \omega) = \nu (\partial_x^2 + \partial_y^2) \omega + \alpha g \partial_x T \quad (9)$$

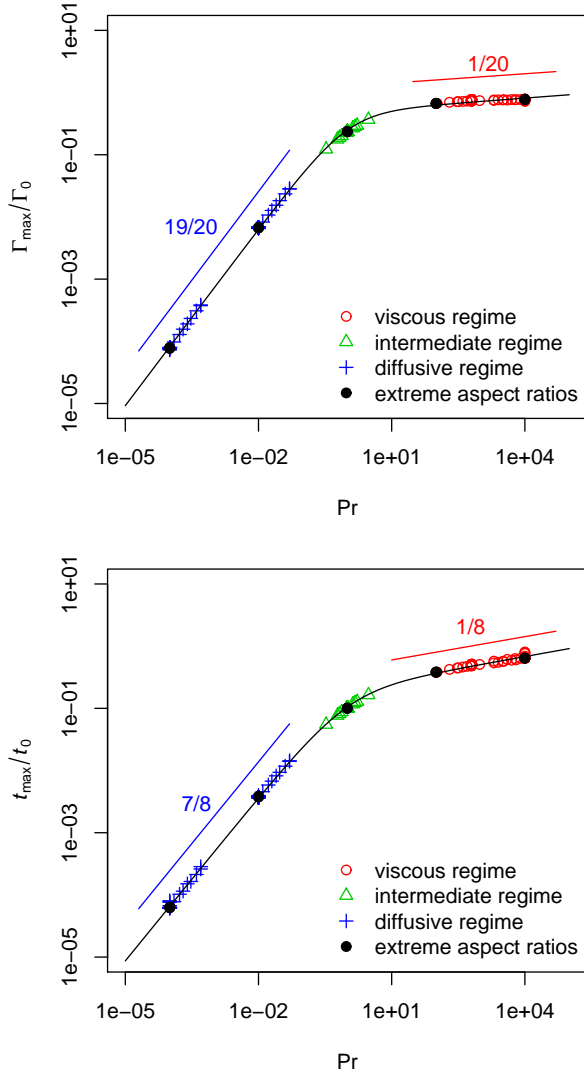


Figure 1: (Colour online) Dimensionless Γ_{\max}/Γ_0 and t_{\max}/t_0 plotted over six decades of Prandtl number. The black lines are the best fits to the functions using (7) and (8).

and so the equation governing the circulation in the infinite domain can be written as

$$\partial_t \Gamma = \alpha g \int_{-\infty}^{\infty} (T_0 - T|_{x=0}) dy - \nu \int_{-\infty}^{\infty} (\partial_x \omega|_{x=0}) dy. \quad (10)$$

The first term on the right-hand side (rhs) of (10) is the buoyancy term, and it always remains positive as $T_0 > T_1$ forcing $(T_0 - T|_{x=0}) > 0$. The second term on the rhs of (10) is negative due to the fact that $\partial_x \omega|_{x=0} \geq 0$ because of the change in the sign of ω near $x = 0$. Also, the magnitude of this second term is zero at $t = 0$ and starts to increase as the vorticity field is generated in the domain. In the limit of the viscous force being small compared to the buoyancy force, $\partial_t \Gamma$ remains positive and so Γ will continue to increase without limit. Although the above argument for a continuous increase of Γ requires ν to be small, this is not a restriction in the case of an axisym-

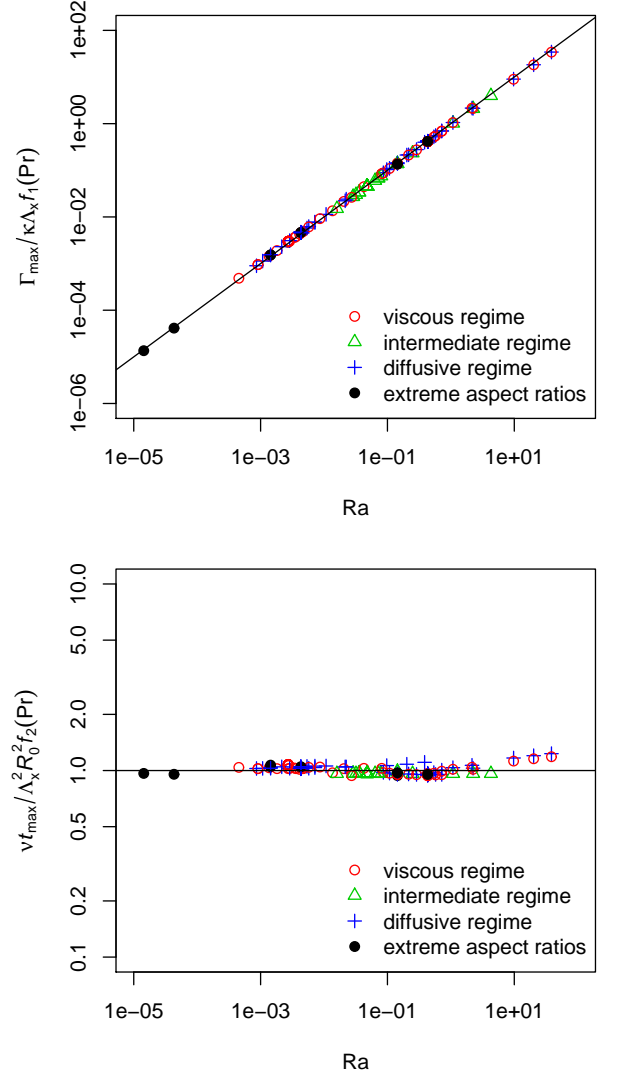


Figure 2: (Colour online) Particular non-dimensionalised forms of Γ_{\max} and t_{\max} plotted over six decades of Rayleigh number. The black lines are $\Gamma_{\max}/\kappa \Lambda_x f_1(\text{Pr}) = \text{Ra}$ and $\nu t_{\max}/\Lambda_x^2 R_0^2 f_2(\text{Pr}) = 1$ respectively.

metric buoyant vortex ring in an infinite domain as is now discussed,

Consider a domain of quiescent fluid of uniform density ρ and temperature T_0 in a cylindrical coordinate system (r, θ, z) having $0 \leq r \leq \infty$, $-\infty < z < \infty$ and $0 \leq \theta < 2\pi$ and acceleration due to gravity, g , acting in the negative z -direction. At time $t = 0$ a spherical volume of fluid of radius R_0 and temperature $T_1 < T_0$ is introduced into the domain with its centre coinciding with the origin of the coordinate system. For time $t > 0$, the thermal starts descending along the z -axis due to the buoyancy force and a vortex ring of buoyant thermal fluid is generated (see, for example, [7] for a discussion of an ascending vortex ring when $T_1 > T_0$). Due to the angular symmetry in the θ -direction, this system can be analysed in 2D (r, z) coordinates. By employing the Boussinesq approximation for the buoyancy force in Navier-Stokes equations and

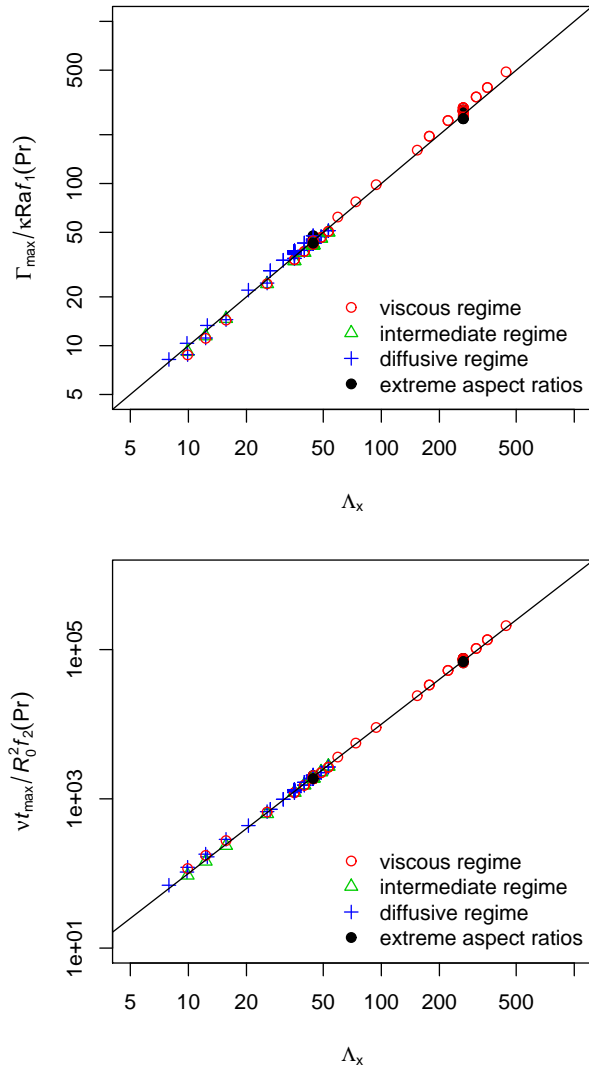


Figure 3: (Colour online) Particular non-dimensionalised forms of Γ_{\max} and t_{\max} plotted over two decades of the aspect ratio Λ_x . The black lines are $\Gamma_{\max}/\kappa \text{Ra} f_1(\text{Pr}) = \Lambda_x$ and $\nu t_{\max}/R_0^2 f_2(\text{Pr}) = \Lambda_x^2$ respectively.

using $\omega_\theta = \partial_z u_r - \partial_r u_z$ to denote the non-zero vorticity

component, the governing equation for the circulation $\Gamma(t) = \int_0^\infty \int_{-\infty}^\infty \omega_\theta dz dr$ of the 2D vortex ring can be written as

$$\partial_t \Gamma = \alpha g \int_{-\infty}^\infty (T(r=0, z, t) - T_0) dz, \quad (11)$$

in which the viscous term does not arise due to the symmetry of the problem. As $(T(r=0, z, t) - T_0) < 0$ for the case of a descending vortex ring, (11) suggests a continuous decrease in Γ (or continuous increase in $|\Gamma|$) from its initial zero value in the infinite domain. A similar argument would lead to identical conclusions for the magnitude of the circulation when the initial temperature, T_1 , of thermal is greater than that of the surrounding fluid, T_0 . In this case, the thermal would rise in the z -direction due to its density being less than the surrounding fluid.

In this letter it has been found, through lattice Boltzmann simulations, that in an infinite system comprising an infinite number of 2D thermals initially arranged in a rectangular array the magnitude of the buoyancy generated circulation, $\Gamma(t)$, reaches a maximum value, Γ_{\max} , at a finite time, t_{\max} . The carefully designed 211 individual simulations provided a database of Γ_{\max} and t_{\max} covering nine decades of Pr and six decades of Ra . Accurate scaling relations for Γ_{\max} and t_{\max} were inferred from this data. It was observed through the scaling relations that Γ_{\max} increases in proportion to the size of the domain in the x -direction, that is L_x , while it is independent of the size in the y -direction, L_y . Theoretical justification has been provided for this observation. Further, an exact result has been derived for Γ_{\max} in the case of a buoyancy generated vortex ring, a 3D system which is similar to a 2D system due to its axisymmetric nature. This exact result shows that for a buoyant vortex ring in an infinite unbounded domain the magnitude of Γ will continue to grow indefinitely. It is hoped that these results will inspire future work, for example: finding scaling relations and exponents in 3D cases with different initial configurations of thermals, addressing why the exponents found here add up to unity, extending the study to examine high Ra regimes.

-
- [1] R. S. Scorer, *J. Fluid Mech.* **2**, 583 (1957).
 - [2] E. M. Wilkins, Y. Sasaki, and R. H. Schauss, *Monthly Weather Review* **99**, 577 (1971).
 - [3] J. E. Lupton, E. T. Baker, N. Garfield, G. J. Massoth, R. A. Feely, J. P. Cowen, R. R. Greene, and T. A. Rago, *Science* **280**, 1052 (1998).
 - [4] A. Brandenburg and J. Hazlehurst, *Astronomy and Astrophysics* **370**, 1092 (2001).
 - [5] J. Zinn and J. Drummond, *J. Geophys. Res.* **110**, A04306 (2005).
 - [6] M. C. Rogers and S. W. Morris, *Phys. Rev. Lett.* **95**, 024505 (2005).
 - [7] J. S. Turner, *Proc. Royal Soc. London, Series A, Mathematical and Physical Sciences* **239**, 61 (1957).
 - [8] J. S. Turner, *J. Fluid Mech.* **13**, 356 (1962).
 - [9] T. S. Pottebaum and M. Gharib, *Exp. in Fluids* **37**, 87 (2004).
 - [10] T. S. Lundgren, J. Yao, and N. N. Mansour, *J. Fluid Mech.* **239**, 461 (1992).
 - [11] R. S. Thompson, W. H. Snyder, and J. C. Weil, *J. Fluid Mech.* **417**, 127 (2000).
 - [12] F. J. Diez, R. Sangras, G. M. Faeth, and O. C. Kwon, *J. Heat Trans. Trans. ASME* **125**, 821 (2003).
 - [13] A. Shapiro and K. N. Kanak, *J. Atmos. Sci.* **59**, 2253 (2002).
 - [14] D. Bond and H. Johari, *Exp. in Fluids* **30**, 591 (2005).