

Space-time transformation properties of inter-charge forces and dipole radiation: Breakdown of the classical field concept in relativistic electrodynamics

J.H.Field

Département de Physique Nucléaire et Corpusculaire Université de Genève . 24, quai Ernest-Ansermet CH-1211 Genève 4.

e-mail; john.field@cern.ch

Abstract

A detailed study is made of the space-time transformation properties of inter-charge forces and the associated electric and magnetic force fields, both in classical electrodynamics and in a recently developed relativistic classical electrodynamical theory. Important differences are found and serious errors are found in the traditional treatment of special-relativistic effects in classical electromagnetism. Fields associated with radiation processes are also considered and classical and quantum mechanical predictions are compared. An important, though trivial, mathematical error in the derivation of the retarded Liénard-Wiechert retarded potentials is pointed out. It is also shown why electric and magnetic fields produced by moving source charges or current distributions are not ‘classical fields’, and that they do not, in general, constitute an antisymmetric second-rank tensor, as is usually assumed.

Keywords; Special Relativity, Classical Electrodynamics.

PACS 03.30+p 03.50.De

1 Introduction

In a recent paper by the present author [1], the mechanical aspects of classical electrodynamics, that is the description of the forces between electric charges with arbitrary relative motion, was developed from the three postulates:

- (i) Coulomb's Law
- (ii) Special relativistic invariance
- (iii) Hamilton's Principle

The forces between two charges of magnitude q_1, q_2 are derived from the manifestly Lorentz invariant Lagrangian:

$$L(x_1, u_1; x_2, u_2) = -\frac{m_1 u_1^2}{2} - \frac{m_2 u_2^2}{2} - \frac{j_1 \cdot j_2}{c^2 \sqrt{-(x_1 - x_2)^2}} \quad (1.1)$$

where c is the speed of light in vacuum. Here the space-time positions of the charges are specified by the 4-vectors x_1, x_2 . u_1 and u_2 are the 4-vector velocities of the charges and j_1 and j_2 their 4-vector electromagnetic currents, $q_1 u_1$ and $q_2 u_2$, respectively. In accordance with quantum electrodynamics [1], the interaction between the charges is instantaneous¹:

$$t_1 = t_2, \quad -(x_1 - x_2)^2 = (\vec{x}_1 - \vec{x}_2)^2$$

The non-retarded nature of electric [2] and magnetic [3] force fields and their consistency with instantaneous action-at-a-distance has recently been experimentally demonstrated. Inserting the Lagrangian (1.1) into the covariant Lagrange equations yields the first-order differential equations that describe the motion of the charges:

$$\frac{d\vec{p}_1}{dt} = \frac{q_1}{c} \left[\frac{j_2^0 \vec{r} + \vec{\beta}_1 \times (\vec{j}_2 \times \vec{r})}{r^3} - \frac{1}{cr} \frac{d\vec{j}_2}{dt} - \vec{j}_2 \frac{(\vec{r} \cdot \vec{\beta}_2)}{r^3} \right] \quad (1.2)$$

$$\frac{d\vec{p}_2}{dt} = -\frac{q_2}{c} \left[\frac{j_1^0 \vec{r} + \vec{\beta}_2 \times (\vec{j}_1 \times \vec{r})}{r^3} + \frac{1}{cr} \frac{d\vec{j}_1}{dt} - \vec{j}_1 \frac{(\vec{r} \cdot \vec{\beta}_1)}{r^3} \right] \quad (1.3)$$

where $\vec{p}_1 = \gamma_1 m_1 \vec{v}_1$, $\vec{p}_2 = \gamma_2 m_2 \vec{v}_2$, \vec{v}_1, \vec{v}_2 are the 3-vector velocities of the charges and β, γ are the usual dimensionless parameters of special relativity:

$$\beta \equiv \frac{v}{c}, \quad \gamma \equiv \frac{1}{\sqrt{1 - \beta^2}}$$

Equations (1.2) and (1.3) provide a complete description of the classical relativistic dynamics of two isolated charges undergoing mutual electromagnetic interaction. They contain however no 'fields' and the force-field concept was not used in their derivation. It is evidently of interest, however, to compare the forces given by the right sides of (1.2) and (1.3) with those generated by the force fields of conventional classical electromagnetism, referred to in the following, for brevity, as CEM. The latter is described in detail

¹A time-like metric is employed for 4-vector products

in many text books, for example, the well-known ones of Landau and Lifshitz [4] and Jackson [5]. The first four sections of the present paper are then mainly devoted to a detailed comparison of the predictions of (1.2) and (1.3), referred to below as RCED, for ‘Relativistic Classical Electro-Dynamics’, with the conventional CEM predictions. It is pointed out that, contrary to the usual assumption, neither the 4-vector potential, nor electric and magnetic fields are ‘classical fields’ in the sense explained in Section 3. In Section 4 it is demonstrated that that longitudinal fields of a uniformly moving charge are not covariant, and that CEM fields do not obey the electric field divergence equation or the electrodynamic Maxwell equation (Ampère’s law). A corollary is that, as previously pointed out, the electric field of a moving charge does not obey Gauss’ law [6].

It has previously been remarked that, when terms of $O(\beta^2)$ and higher are taken into account, the predictions of CEM and RCED are not the same. In particular, it has been shown that the electric field of a uniformly moving charge given by the Heaviside formula [7], gives inconsistent results for Rutherford scattering in different inertial frames [6]. The fields of an accelerated charge derived from ‘retarded’ Liénard Wiechert (LW) potentials [9], as used in the derivation of the Heaviside formula, are found to be, unlike the RCED forces, incompatible with the existence of stable, circular, Keplerian orbits [6]. Jackson’s ‘Torque Paradox’ [10] where application of a Lorentz transformation apparently induces a torque on two equal, mutually interacting, electric charges, and which is a consequence of the use of the Heaviside formula and the associated magnetic field, is resolved [6] by the use of (1.2) and (1.3). No torque is produced by the RCED forces. More recently it has been demonstrated that use of the Heaviside formula predicts the complete absence of electromagnetic induction in a frame where a magnet is in motion and the test charge is at rest [11]. In contrast, consistent results are found in frames where a magnet is in motion, or at rest, by use of (1.2) and (1.3).

In Section 5 radiation fields are considered. They are obtained, in the conventional manner, as solutions of inhomogeneous d’Alembert equations derived by combining the electrodynamic Maxwell Equation with the Lorenz condition² for the 4-vector potential. The retarded solutions proportional to $1/r^2$ are found to differ from the conventional ones derived from the LW potentials, but to agree, up to a common factor and a retarded time argument, with the CEM force fields corresponding to (1.2) and (1.3). The difference is shown to result from an incorrect inversion of the order of spatial and temporal integrations in deriving the LW potentials. Thus the standard CEM force fields are incorrect, firstly because they are assumed to be retarded rather than instantaneous and secondly because there is a mathematical error in their derivation. The retarded solutions of the d’Alembert equations, proportional to $1/r$, describing radiative effects (the creation and propagation of real photons) are discussed for the case of dipole radiation in the far zone and shown to be equivalent, in the limit of low photon densities, with quantum mechanical predictions, in the non-relativistic limit, for a static dipole source. However radiative effects in a boosted frame with $\beta \simeq 1$ are found to be not correctly described by the Poynting vector of the transformed radiation fields in this frame.

Section 6 contains a summary and outlook. Because of the length of the paper, the reader is encouraged to read this section first, in order to obtain an overview of the material presented, and to return later to the previous sections for further information

²Not ‘Lorentz condition’, as found in many text books [8].

and derivations. Details of the more lengthy calculations are deferred to three appendices.

2 Space-time transformation properties of inter-charge forces in RCED

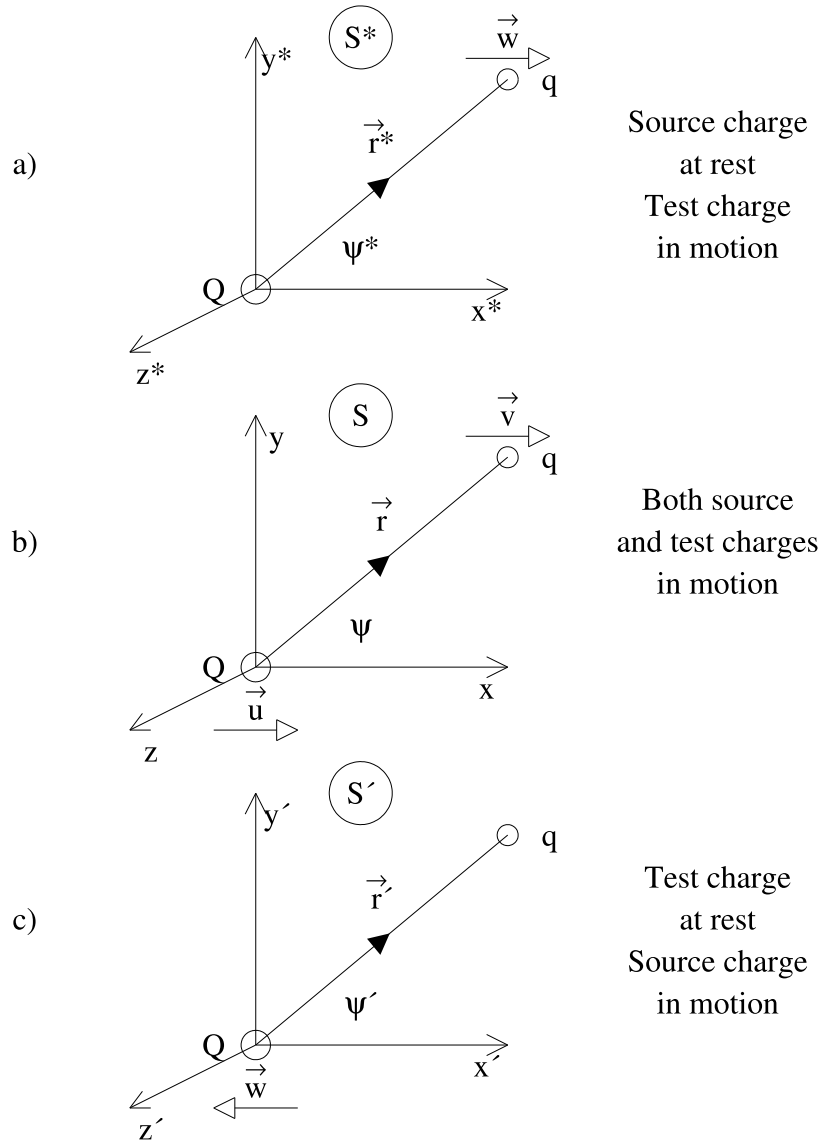


Figure 1: *Reference frames used to discuss the transformation laws of intercharge forces and force fields. Different polar angles and charge separations are indicated in each frame. However, it is demonstrated in Section 3 that $|\vec{r}^*| = |\vec{r}| = |\vec{r}'|$ and $\psi^* = \psi = \psi'$, as a consequence of the Lorentz invariant nature of the intercharge separation.*

In the following, one charge of magnitude Q will be considered as the ‘source’ of the force \vec{F} that is exerted on the ‘test charge’ of magnitude q . In this section the relation

between the values of \vec{F} found in different frames will be analysed. For this, it will be convenient to introduce the three inertial frames shown in Fig.1. In the frame S^* (Fig.1a) the source charge is at rest and the test charge moves with speed w parallel to the +ve x-axis. In the frame S (Fig.1b) both charges are in motion parallel to the +ve x-axis, Q with speed u , q with speed v . Finally in S' (Fig.1c), the test charge is at rest while the source charge moves with speed w along the -ve x-axis. With the definitions:

$$\beta_u \equiv \frac{u}{c}, \quad \gamma_u \equiv \frac{1}{\sqrt{1 - \beta_u^2}}$$

w , u and v are related by the parallel velocity addition formula:

$$\beta_w = \frac{\beta_v - \beta_u}{1 - \beta_v \beta_u} \quad (2.1)$$

Introducing unit vectors \hat{i} , \hat{j} , \hat{k} along the x-, y- and z-axis directions and the angle ψ between the radius vector joining the source and test charges and the +ve x-axis, the force $\vec{F} = d\vec{p}/dt$ on the test charge in the different frames shown in Fig.1 is given by Eqn(1.2) as³:

S^* , source charge at rest

$$\vec{F}^* = \frac{qQ}{r^2} [\hat{i} \cos \psi + \hat{j} \sin \psi] = \frac{qQ\vec{r}}{r^3} \quad (2.2)$$

S , source and test charge in motion

$$\vec{F} = \frac{qQ}{r^2} \left[\frac{\hat{i} \cos \psi}{\gamma_u} + \hat{j} \gamma_u (1 - \beta_u \beta_v) \sin \psi \right] \quad (2.3)$$

S' , test charge at rest

$$\vec{F}' = \frac{qQ}{r^2} \left[\frac{\hat{i} \cos \psi}{\gamma_w} + \hat{j} \gamma_w \sin \psi \right] \quad (2.4)$$

In these equations the Lorentz invariant character of the spatial separation of the charges, mentioned above, which is also derived, from first principles,⁴ from special relativity, in Section 3 below, is taken into account. Thus $r^* = r = r'$ and $\psi^* = \psi = \psi'$. In all cases the force vector lies in the x-y plane, but it is radial only in rest frame of the source charge. As shown in Ref. [6], the non-radial behaviour of the force in S' implies a similar behaviour of the corresponding electric field which therefore does not obey Gauss' theorem.

The transformation laws of the x- and y-components of the forces may be read off from Eqns(2.2)-(2.4) with the results:

$$F_x = \frac{1}{\gamma_u} F_x^*, \quad F_y = \gamma_u (1 - \beta_u \beta_v) F_y^* = \frac{\gamma_w}{\gamma_v} F_y^* \quad (2.5)$$

$$F'_x = \frac{1}{\gamma_w} F_x^*, \quad F'_y = \gamma_w F_y^* \quad (2.6)$$

$$F_x = \frac{\gamma_w}{\gamma_u} F'_x, \quad F_y = \frac{1}{\gamma_v} F'_y \quad (2.7)$$

³Since the source charge is in uniform motion, the term $\simeq d\vec{j}_2/dt$ in (1.2) vanishes.

⁴That is, from the definition of the spatial separation of the charges at some instant in an arbitrary reference frame.

In (2.5) the relation $\gamma_w = \gamma_u(\gamma_v - \beta_u\beta_v\gamma_v)$ which is the Lorentz transformation of the temporal component of the dimensionless 4-vector velocity $(\gamma_v; \gamma_v\beta_v, 0, 0)$ has been used. Inspection of (2.5) resolves immediately Jackson's 'Torque Paradox' [10]. In this case a comparison is made of the configuration in Fig.1a when $w = 0$ with that in Fig.1b when $v = u$. Eqn(2.2) shows that the force is radial in S^* . If $w = 0$ and $v = u$ Eqn(2.5) gives $F_x = F_x^*/\gamma_u$, $F_y = F_y^*/\gamma_u$ so that the force is also radial in S –there is no torque in this frame.

3 Space-time transformation properties of electric and magnetic force-fields in RCED and CEM

'Electric' and 'magnetic' force-fields may be defined in RCED by comparing Eqn(1.2) with the Lorentz force law:

$$\frac{d\vec{p}_1}{dt} = q_1[\vec{E}(RCED) + \vec{\beta}_1 \times (\vec{B}(RCED))] \quad (3.1)$$

The fields so-obtained are compared below with the CEM force fields of a charge in uniform motion, derived from retarded Liénard-Wiechert [9] potentials, in the three reference frames introduced in the previous section.

S^* , source charge at rest

$$\vec{E}^*(RCED) = \frac{Q}{r^2}[\hat{i} \cos \psi + \hat{j} \sin \psi] = \frac{Q\vec{r}}{r^3} \quad (3.2)$$

$$\vec{E}^*(CEM) = \frac{Q}{(r^*)^2}[\hat{i} \cos \psi^* + \hat{j} \sin \psi^*] = \frac{Q\vec{r}^*}{(r^*)^3} \quad (3.3)$$

$$\vec{B}^*(RCED) = \vec{B}^*(CEM) = 0 \quad (3.4)$$

S , source and test charge in motion

$$\vec{E}(RCED) = \frac{Q}{r^2} \left[\frac{\hat{i} \cos \psi}{\gamma_u} + \hat{j} \gamma_u \sin \psi \right] \quad (3.5)$$

$$\vec{B}(RCED) = \frac{Q\gamma_u\beta_u\hat{k} \sin \psi}{r^2} \quad (3.6)$$

$$\vec{E}(CEM) = \frac{Q[\hat{i} \cos \psi + \hat{j} \sin \psi]}{r^2\gamma_u^2(1 - \beta_u \sin^2 \psi)^{\frac{3}{2}}} = \frac{Q\vec{r}}{r^3\gamma_u^2(1 - \beta_u \sin^2 \psi)^{\frac{3}{2}}} \quad (3.7)$$

$$\vec{B}(CEM) = \frac{Q\beta_u\hat{k} \sin \psi}{r^2\gamma_u^2(1 - \beta_u \sin^2 \psi)^{\frac{3}{2}}} \quad (3.8)$$

S' , test charge at rest

$$\vec{E}'(RCED) = \frac{Q}{r^2} \left[\frac{\hat{i} \cos \psi}{\gamma_w} + \hat{j} \gamma_w \sin \psi \right] \quad (3.9)$$

$$\vec{B}'(RCED) = -\frac{Q\gamma_w\beta_w\hat{k}\sin\psi}{r^2} \quad (3.10)$$

$$\vec{E}'(CEM) = \frac{Q[\hat{i}\cos\psi' + \hat{j}\sin\psi']}{(r')^2\gamma_w^2(1-\beta_w\sin^2\psi')^{\frac{3}{2}}} = \frac{Q\vec{r}'}{(r')^3\gamma_w^2(1-\beta_w\sin^2\psi')^{\frac{3}{2}}} \quad (3.11)$$

$$\vec{B}'(CEM) = -\frac{Q\beta_w\hat{k}\sin\psi'}{(r')^2\gamma_w^2(1-\beta_w\sin^2\psi')^{\frac{3}{2}}} \quad (3.12)$$

The space-time transformation laws of the fields can be read off from Eqns(3.2)-(3.12) with the results:

RCED fields

$$E_x = \frac{E_x^*}{\gamma_u}, \quad E_y = \gamma_u E_y^*, \quad B_z = \beta_u \gamma_u E_y^* = \beta_u E_y \quad (3.13)$$

$$E'_x = \frac{E_x^*}{\gamma_w}, \quad E'_y = \gamma_w E_y^*, \quad B'_z = -\beta_w \gamma_w E_y^* = -\beta_w E'_y \quad (3.14)$$

$$E'_x = \frac{\gamma_u}{\gamma_w} E_x, \quad E'_y = \frac{\gamma_w}{\gamma_u} E_y, \quad B'_z = -\frac{\beta_w \gamma_w}{\beta_u \gamma_u} B_z \quad (3.15)$$

CEM fields

$$E_x = \left(\frac{r^*}{r}\right)^2 \frac{\cos\psi}{\cos\psi^*} \frac{E_x^*}{\gamma_u^2 f_u}, \quad E_y = \left(\frac{r^*}{r}\right)^2 \frac{\sin\psi}{\sin\psi^*} \frac{E_y^*}{\gamma_u^2 f_u}, \quad B_z = \beta_u E_y \quad (3.16)$$

$$E'_x = \left(\frac{r^*}{r'}\right)^2 \frac{\cos\psi'}{\cos\psi^*} \frac{E_x^*}{\gamma_w^2 f_w}, \quad E'_y = \left(\frac{r^*}{r'}\right)^2 \frac{\sin\psi'}{\sin\psi^*} \frac{E_y^*}{\gamma_w^2 f_w}, \quad B'_z = -\beta_w E'_y \quad (3.17)$$

$$E'_x = \left(\frac{r}{r'}\right)^2 \frac{\cos\psi'}{\cos\psi} \frac{\gamma_u^2 f_u E_x}{\gamma_w^2 f_w}, \quad E'_y = \left(\frac{r}{r'}\right)^2 \frac{\sin\psi'}{\sin\psi} \frac{\gamma_u^2 f_u E_y}{\gamma_w^2 f_w}, \quad B'_z = -\frac{\beta_w \gamma_w}{\beta_u \gamma_u} B_z \quad (3.18)$$

where

$$f_u \equiv (1 - \beta_u^2 \sin^2\psi)^{\frac{3}{2}}, \quad f_w \equiv (1 - \beta_w^2 \sin^2\psi')^{\frac{3}{2}}$$

Note that in the case of the CEM formulae the possibility of different spatial and angular coordinates in the different reference frames is left open even though, as will be shown in the following section, the correct application of special relativity requires that $r^* = r = r'$ and $\psi^* = \psi = \psi'$, in Fig.1. This point will be returned to below when the conventional text-book relativistic interpretation of (3.16)-(3.18) is discussed.

Comparison of (3.13)-(3.15) with (3.16)-(3.18) shows that some of the transformation laws of the RCED and CEM fields are, apparently, quite different. To investigate this further it is instructive to rederive the transformation laws from the defining equations of the electric and magnetic fields in terms of the electromagnetic 4-vector potential $A \equiv (A_0; \vec{A})$. These equations are the same in RCED and CEM:

$$\vec{E} \equiv -\vec{\nabla} A_0 - \frac{1}{c} \frac{\partial \vec{A}}{\partial t} \quad (3.19)$$

$$\vec{B} \equiv \vec{\nabla} \times \vec{A} \quad (3.20)$$

It is convenient to write these equations in a covariant tensor notation [12] as:

$$F^{\alpha\beta} \equiv \partial^\alpha A^\beta - \partial^\beta A^\alpha \quad (3.21)$$

where

$$E^i \equiv -F^{0i} \quad (3.22)$$

$$B^i \equiv -F^{jk} \quad (3.23)$$

The greek indices α, β, \dots take the values: 0, 1, 2, 3 and the latin indices i, j, \dots the values: 1, 2, 3. Also

$$\partial^0 \equiv \frac{\partial}{\partial x_0} \equiv \frac{1}{c} \frac{\partial}{\partial t} \quad (3.24)$$

$$\partial^i \equiv -\frac{\partial}{\partial x^i} \quad (3.25)$$

and

$$(x_0 = x^0, x^1, x^2, x^3 \equiv ct, x, y, z), \quad (V^1, V^2, V^3 \equiv V_x, V_y, V_z)$$

where $X \equiv (ct; x, y, z)$ is the space-time 4-vector and $\vec{V} \equiv (V_x, V_y, V_z)$ is an arbitrary 3-vector. A^α is, by definition, a 4-vector with the space-time transformations between the frames S and S' give by :

$$A'_x = \gamma_v(A_x - \beta_v A_0) \quad (3.26)$$

$$A'_0 = \gamma_v(A_0 - \beta_v A_x) \quad (3.27)$$

$$A'_y = A'_y, \quad A'_z = A'_z \quad (3.28)$$

The transformation equations of the electric and magnetic fields will then be determined, via Eqn(3.21), by those of the differential operators ∂^α . These may be determined from the infinitesimal Lorentz transformations:

$$dx' = \gamma_v(dx - \beta_v dx_0) \quad (3.29)$$

$$dx'_0 = \gamma_v(dx_0 - \beta_v dx) \quad (3.30)$$

$$dy' = dy, \quad dz' = dz \quad (3.31)$$

by making some definite hypothesis about the functional space and time dependence of the components of A^α [13]. Let F now denote any component of A^α . If it is assumed that F is analogous to a classical field, such as those describing the distribution of velocities in a fluid or the temperature at some point \vec{x} in a solid body at time t , the functional dependence on space and time is simply $F = F(\vec{x}, t)$ where x, y, z and t are considered to be independent variables. In this case, the variation of F corresponding to changes in these variables is given by the chain rule of differential calculus:

$$\begin{aligned} dF &= \frac{\partial F}{\partial x} dx + \frac{\partial F}{\partial y} dy + \frac{\partial F}{\partial z} dz + \frac{\partial F}{\partial t} dt \\ &= \frac{\partial F}{\partial x'} dx' + \frac{\partial F}{\partial y'} dy' + \frac{\partial F}{\partial z'} dz' + \frac{\partial F}{\partial t'} dt' \end{aligned} \quad (3.32)$$

The relation between the differential operators ∂^α and ∂'^α , when operating on F , is readily found by using the inverses of (3.29)-(3.31) to eliminate $d\vec{x}$ and dt in the second member of Eqn(3.32) in favour of $d\vec{x}'$ and dt' . Collecting terms, equating the coefficients of the components of $d\vec{x}'$ and of dt' in the second and third members of (3.32), and noting

that the field F is arbitrary, gives the following transformation laws for the differential operators:

$$\frac{\partial}{\partial x'} = \gamma_v \left(\frac{\partial}{\partial x} + \beta_v \frac{\partial}{\partial x_0} \right) \quad (3.33)$$

$$\frac{\partial}{\partial x'_0} = \gamma_v \left(\frac{\partial}{\partial x_0} + \beta_v \frac{\partial}{\partial x} \right) \quad (3.34)$$

$$\frac{\partial}{\partial y'} = \frac{\partial}{\partial y}, \quad \frac{\partial}{\partial z'} = \frac{\partial}{\partial z} \quad (3.35)$$

These equations imply that ∂^α also transforms as a 4-vector, in which case $F^{\alpha\beta}$ is a second rank tensor with the transformation law:

$$F'^{\alpha\beta} = \frac{\partial x'^\alpha}{\partial x^\gamma} \frac{\partial x'^\beta}{\partial x^\delta} F^{\gamma\delta} \quad (3.36)$$

where repeated upper and lower indices are summed over 0, 1, 2 and 3. The transformation equations (3.29)-(3.31) between the frames S and S' give the following values of the transformation coefficients in (3.36):

$$\frac{\partial x'}{\partial x} = \gamma_v, \quad \frac{\partial x'}{\partial y} = \frac{\partial x'}{\partial z} = 0, \quad \frac{\partial x'}{\partial x_0} = -\gamma_v \beta_v \quad (3.37)$$

$$\frac{\partial x'_0}{\partial x} = -\gamma_v \beta_v, \quad \frac{\partial x'_0}{\partial y} = \frac{\partial x'_0}{\partial z} = 0, \quad \frac{\partial x'_0}{\partial x_0} = \gamma_v \quad (3.38)$$

$$\frac{\partial y'}{\partial x} = 0, \quad \frac{\partial y'}{\partial y} = 1, \quad \frac{\partial y'}{\partial z} = 0, \quad \frac{\partial y'}{\partial x_0} = 0 \quad (3.39)$$

$$\frac{\partial z'}{\partial x} = 0, \quad \frac{\partial z'}{\partial y} = 0, \quad \frac{\partial z'}{\partial z} = 1, \quad \frac{\partial z'}{\partial x_0} = 0 \quad (3.40)$$

According to (3.36)-(3.40) the transformation law for E_x is:

$$\begin{aligned} E'_x &= -F'^{01} = -\frac{\partial x'_0}{\partial x^\gamma} \frac{\partial x'}{\partial x^\delta} F^{\gamma\delta} \\ &= -\frac{\partial x'_0}{\partial x_0} \frac{\partial x'}{\partial x} F^{01} - \frac{\partial x'_0}{\partial x} \frac{\partial x'}{\partial x_0} F^{10} \\ &= \left(\frac{\partial x'_0}{\partial x_0} \frac{\partial x'}{\partial x} - \frac{\partial x'_0}{\partial x} \frac{\partial x'}{\partial x_0} \right) (-F^{01}) \\ &= \gamma_v^2 (1 - \beta_v^2) E_x = E_x \end{aligned} \quad (3.41)$$

that of E_y is:

$$\begin{aligned} E'_y &= -F'^{02} = -\frac{\partial x'_0}{\partial x^\gamma} \frac{\partial y'}{\partial x^\delta} F^{\gamma\delta} \\ &= -\frac{\partial x'_0}{\partial x_0} \frac{\partial y'}{\partial y} F^{02} - \frac{\partial x'_0}{\partial x} \frac{\partial y'}{\partial y} F^{12} \\ &= -\gamma_v F^{02} + \gamma_v \beta_v F^{12} \\ &= \gamma_v (E_y - \beta_v B_z) \end{aligned} \quad (3.42)$$

and that of B_z is:

$$\begin{aligned}
B'_z &= -F'^{12} = -\frac{\partial x'}{\partial x^\gamma} \frac{\partial y'}{\partial x^\delta} F^{\gamma\delta} \\
&= -\frac{\partial x'}{\partial x_0} \frac{\partial y'}{\partial y} F^{02} - \frac{\partial x'}{\partial x} \frac{\partial y'}{\partial y} F^{12} \\
&= \gamma_v \beta_v F^{02} - \gamma_v F^{12} \\
&= \gamma_v (B_z - \beta_v E_y)
\end{aligned} \tag{3.43}$$

The transformation equations of E_y and B_z , (3.42) and (3.43), are consistent with both those of the RCED fields given in (3.13)-(3.15) and those of the CEM fields given in (3.16)-(3.18). To see this, consider the equation given by combining (3.14) and (3.15) or (3.17) and (3.18):

$$E'_y = \frac{\gamma_w}{\gamma_u \beta_u} B_z \tag{3.44}$$

The Lorentz transformation of the temporal component of the dimensionless 4-vector velocity $(\gamma_v; \gamma_v \beta_v, 0, 0)$ gives, in virtue of the velocity addition formula (2.1):

$$\gamma_w = \gamma_u (\gamma_v - \beta_u \gamma_v \beta_v) \tag{3.45}$$

Eqs(3.44) and (3.45) then give:

$$E'_y = \gamma_v \left(\frac{B_z}{\beta_u} - \beta_v B_z \right) = \gamma_v (E_y - \beta_v B_z) \tag{3.46}$$

where the last equation in (3.13) or (3.16) has been used, in agreement with (3.42).

Combining the last equation in (3.15) or (3.18) with the Lorentz transformation of the spatial component of $(\gamma_v; \gamma_v \beta_v, 0, 0)$:

$$\gamma_w \beta_w = \gamma_u (\beta_v \gamma_v - \beta_u \gamma_v) \tag{3.47}$$

gives

$$B'_z = -\gamma_v \left(\frac{\beta_v B_z}{\beta_u} - B_z \right) = \gamma_v (B_z - \beta_v E_y) \tag{3.48}$$

where, again, the last equation in (3.13) or (3.16) has been used, in agreement with (3.43).

There is, however, a clear contradiction between the transformation law (3.41) of E_x and that of the RCED field in (3.15). Whether or not, and on the basis of what assumptions, the CEM transformation equations (3.16)-(3.18) are consistent with (3.41)-(3.43) will be discussed at the end of the present section after first explaining the reasons for the difference between (3.41) and the transformation law of the RCED E_x field, in the first of equations (3.15).

The essential assumption, leading to the tensor character of $F^{\alpha\beta}$, defined in (3.36)-(3.40), is that the components of A are fields, F , with space-time functional dependence $F = F(\vec{x}, t)$ where \vec{x} is the spatial position at which the field is specified and x, y, z and t are independent variables. From this follows the correctness of the chain-rule (3.32), and the consequent 4-vector transformation laws (3.33)-(3.35) of ∂^α . Because these laws are

the same as those of A^α , $F^{\alpha\beta}$ has the transformation law (3.36), of which Eqn(3.41) is a necessary consequence. The obvious question to ask is, whether the components of A are indeed Classical Fields (CF) in the sense described above? The 4-vector potential, A , of a charge in uniform motion in the frame S is given by the following formulae in RCED [1] and CEM [16]:

$$A_0(RCED) = \frac{Q\gamma_u}{r} \quad (3.49)$$

$$\vec{A}(RCED) = \frac{Q\gamma_u\vec{\beta}_u}{r} \quad (3.50)$$

$$A_0(CEM) = \frac{Q}{r(1 - \beta_u^2 \sin^2 \psi)^{\frac{1}{2}}} \quad (3.51)$$

$$\vec{A}(CEM) = \frac{Q\vec{\beta}_u}{r(1 - \beta_u^2 \sin^2 \psi)^{\frac{1}{2}}} \quad (3.52)$$

where

$$r \equiv |\vec{x}_q - \vec{x}_Q|, \quad \sin \psi = \frac{|y_q - y_Q|}{r} \quad (3.53)$$

The RCED and CEM force fields in (3.5)-(3.8) are derived from these potentials, and the definitions (3.19) and (3.20), in Appendix A. The retarded Liénard-Wiechert potentials [9] of CEM are here expressed in their ‘present position’ form, so that r in all the equations (3.49) to (3.52) is the instantaneous separation of the source and test charges at the instant at which the potentials are evaluated. Two important remarks are now in order:

- (i) the components of A are *not* classical fields in either RCED or CEM.
- (ii) Unlike for RCED, the 4-vector character of the CEM potential is not evident from inspection of Eqns(3.51) and (3.52).

In connection with point (i), all the components of A in both RCED and CEM have a similar space-time and source-velocity dependence:

$$F = F(\vec{x}_q, \vec{x}_Q(t), \beta_u(t)) = F(|\vec{x}_q - \vec{x}_Q(t)|, \beta_u(t)) \quad (\text{RCED}) \quad (3.54)$$

$$= F(|\vec{x}_q - \vec{x}_Q(t)|, \sin \psi, \beta_u(t)) \quad (\text{CEM}) \quad (3.55)$$

which is evidently not that of a classical field:

$$F^{CF} = F(\vec{x}_q, t). \quad (3.56)$$

It follows that the chain rule of (3.32), as well as the subsequently derived transformation equations (3.33) and (3.34) are of general validity in neither RCED nor CEM. In fact the time dependence is, in both cases, implicitly included, for the frames S and S', in that of \vec{x}_Q . Since only uniform velocities are considered in the present section, β_u is constant, so all time dependence arises from that of \vec{x}_Q . Only in the frame S*, where \vec{x}_Q is also constant and \vec{A} vanishes, does the 4-vector potential have the space time functional dependence, (3.56), of a classical field.

The space-time transformation properties of A , given the definitions (3.49)-(3.52), are evidently determined by those of \vec{x}_q and \vec{x}_Q , from which those of the essential parameters

r in RCED, and r and $\sin \psi$ in CEM, may be determined. As shown in Ref [1] for RCED, and as will be proved below for both RCED and CEM, r is a Lorentz invariant. This follows in RCED directly from the instantaneous nature of the inter-charge force predicted by QED. However, as will now be demonstrated, r must also be a Lorentz scalar in the ‘present position’ form (3.51) and (5.52) of the CEM potentials. Thus in Fig.1, the spatial separation of the source and test charges as well as the angular position of the test charge must be the same in all three reference frames. That this must be so, as a consequence of special relativity alone, independently of whether the interaction is instantaneous or retarded, will now be demonstrated.

For this it is convenient, as done in Ref [1], to locate the origin of all coordinate systems specifying the positions of the test and source charges at the position of their centre of energy (CE). Assuming, for simplicity, that the masses of the charges are equal, then in the centre-of-mass (CM) system corresponding to the spatial configurations shown in Fig.1, q has velocity $\vec{v}_q^{CM} = \hat{v}^{CM}$, and Q velocity $\vec{v}_Q^{CM} = -\vec{v}_q^{CM}$ (see Fig.2a). The motions of the CE and the source and test charges in the frames S^* , S and S' are shown in Fig.2b, 2c and 2d respectively. The following velocities are defined: \vec{v}_q^{CM} , \vec{v}_Q^{CM} , \vec{v}_{CE}^* , \vec{v}_{CE} and \vec{v}_{CE}' . These velocities have the generic form v_i^F where F denotes a frame⁵ and i either a charge or the centre of energy of the charges. A similar notation is used for the space and time coordinates in Eqns(3.60) and (3.61). These velocities satisfy the relations:

$$\vec{v}^{CM} = \vec{v}_q^{CM} = -\vec{v}_Q^{CM} = \vec{v}_{CE}^* = -\vec{v}_{CE}'$$

where

$$v^{CM} = \frac{c}{\beta_u} \left(1 - \frac{1}{\gamma_u} \right), \quad v_{CE} = \frac{u - v^{CM}}{1 - \frac{uv^{CM}}{c^2}} \quad (3.57)$$

The spatial separation of the source and test charges, in the different frames, is given by the moduli of the vectors:

$$\vec{r}^{CM} = \vec{x}_q^{CM} - \vec{x}_Q^{CM}, \quad \vec{r}^* = \vec{x}_q^* - \vec{x}_Q^* \quad (3.58)$$

$$\vec{r} = \vec{x}_q - \vec{x}_Q, \quad \vec{r}' = \vec{x}_q' - \vec{x}_Q' \quad (3.59)$$

The CE has, in each frame, spatial coordinates (0,0,0) and a time coordinate that, in general, may be different in the different frames. Consider now arbitrary events on the world lines of the CE, the test charge, and the source charge respectively, in the frame $S : (t_{CE}; 0,0,0)$, $(t_q; \vec{x}_q)$ and $(t_Q; \vec{x}_Q)$. The corresponding events, in the other frames, are related to those in S , and to each other, via the space-like Lorentz-invariant intervals $s_{q,CE}$ and $s_{Q,CE}$ where:

$$\begin{aligned} s_{q,CE}^2 &= (x_q^{CM})^2 + (y_q^{CM})^2 - c^2(t_q^{CM} - t_{CE}^{CM})^2 \\ &= (x_q^*)^2 + (y_q^*)^2 - c^2(t_q^* - t_{CE}^*)^2 \\ &= (x_q)^2 + (y_q)^2 - c^2(t_q - t_{CE})^2 \\ &= (x_q')^2 + (y_q')^2 - c^2(t_q' - t_{CE}')^2 \end{aligned} \quad (3.60)$$

⁵The absence of a superscript indicates the frame S .

$$\begin{aligned}
s_{Q,CE}^2 &= (x_Q^{CM})^2 + (y_Q^{CM})^2 - c^2(t_Q^{CM} - t_{CE}^{CM})^2 \\
&= (x_Q^*)^2 + (y_Q^*)^2 - c^2(t_Q^* - t_{CE}^*)^2 \\
&= (x_Q)^2 + (y_Q)^2 - c^2(t_Q - t_{CE})^2 \\
&= (x'_Q)^2 + (y'_Q)^2 - c^2(t'_Q - t'_{CE})^2
\end{aligned} \tag{3.61}$$

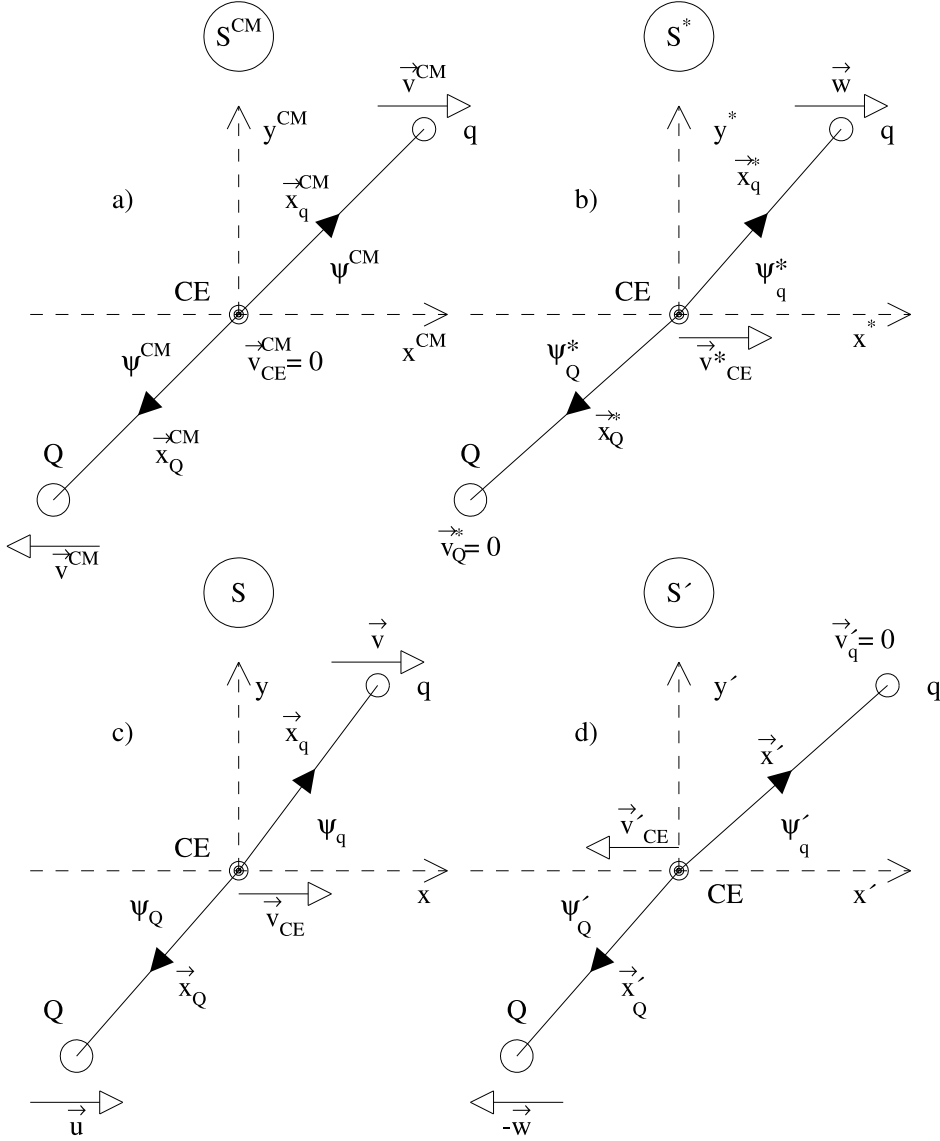


Figure 2: Velocities of the Center of Energy (CE), the test charge q and the source charge Q , as viewed in: a) the frame S^{CM} (the overall center-of-mass frame assuming the masses of q and Q to be the same), b) S^* , c) S and d) S' . The frames S^* , S and S' are as defined in Fig.1.

Since the CE is situated at the origin of spatial coordinates in all the frames S^{CM} , S^* , S and S' for the configurations shown in Fig.2, its Lorentz transformation has the generic form:

$$\tilde{x} = \tilde{\gamma}(x^{CM} - \tilde{\beta}x_0^{CM}) \tag{3.62}$$

$$\tilde{x}_0 = \tilde{\gamma}(x_0^{CM} - \tilde{\beta}x^{CM}) \tag{3.63}$$

$$\tilde{y} = y^{CM} \quad (3.64)$$

$$\tilde{z} = z^{CM} \quad (3.65)$$

where \tilde{x} stands for x^* , x or x' with appropriate values of $\tilde{\beta}$, $\tilde{\gamma}$. Choosing now $x_0^{CM} = ct_{CE}^{CM} = 0$, it follows from (3.63) that since $x^{CM} = 0$ then also

$$t_{CE}^* = t_{CE} = t'_{CE} = 0 \quad (3.66)$$

Now it is clear by inspection of Fig.2 that since, in all cases, the charges and centre of energy are in relative motion, all spatial separations must be defined *at some given instant of time in each reference frame*. In virtue of the choice $t_{CE}^{CM} = 0$ and (3.66) it follows that:

$$\tilde{t}_q = \tilde{t}_Q = \tilde{t}_{CE} = 0 \quad (3.67)$$

where, for example, \tilde{t}_q may be t_q^{CM} , t_q^* , t_q or t'_q . Substituting this value for the times in (3.60) and (3.61) then gives

$$\begin{aligned} \sqrt{(x_q^{CM})^2 + (y_q^{CM})^2} &= \sqrt{(x_q^*)^2 + (y_q^*)^2} \\ &= \sqrt{(x_q)^2 + (y_q)^2} = \sqrt{(x'_q)^2 + (y'_q)^2} = s_{q,CE} \end{aligned} \quad (3.68)$$

$$\begin{aligned} \sqrt{(x_Q^{CM})^2 + (y_Q^{CM})^2} &= \sqrt{(x_Q^*)^2 + (y_Q^*)^2} \\ &= \sqrt{(x_Q)^2 + (y_Q)^2} = \sqrt{(x'_Q)^2 + (y'_Q)^2} = s_{Q,CE} \end{aligned} \quad (3.69)$$

Since the y-separations are invariant under Lorentz transformation (c.f. Eqn(3.64)) it follows from (3.68) and (3.69) that the x-separations are also invariant:

$$x_q^{CM} = x_q^* = x_q = x'_q \quad (3.70)$$

$$x_Q^{CM} = x_Q^* = x_Q = x'_Q \quad (3.71)$$

Also since:

$$\sin \tilde{\psi}_q = \frac{\tilde{y}_q}{\sqrt{\tilde{x}_q^2 + \tilde{y}_q^2}}, \quad \sin \tilde{\psi}_Q = -\frac{\tilde{y}_Q}{\sqrt{\tilde{x}_Q^2 + \tilde{y}_Q^2}} \quad (3.72)$$

in all frames of reference, then

$$\psi_q^{CM} = \psi_q^* = \psi_q = \psi'_q \quad (3.73)$$

$$\psi_Q^{CM} = \psi_Q^* = \psi_Q = \psi'_Q \quad (3.74)$$

From the definition of the CM frame, as shown in Fig.2a

$$\psi_q^{CM} = \psi_Q^{CM} \equiv \psi^{CM}, \quad |\vec{x}_q^{CM}| = |\vec{x}_Q^{CM}| \quad (3.75)$$

so that

$$r^{CM} = |\vec{x}_q^{CM}| + |\vec{x}_Q^{CM}| = 2|\vec{x}_q^{CM}| = 2|\vec{x}_Q^{CM}| \quad (3.76)$$

In virtue of (3.64),(3.70),(3.71),(3.73) and (3.74) it follows from (3.75) and(3.76) that, in Fig.1:

$$r^* = r = r', \quad \psi^* = \psi = \psi' \quad (3.77)$$

as assumed in the space-time transformation formulae of the RCED forces and fields.

It now follows from Eqn(3.70) that the x-derivatives in different frames do not transform according to Eqn(3.33) but are instead invariant:

$$\frac{\partial}{\partial x_q^*} = \frac{\partial}{\partial x_q} = \frac{\partial}{\partial x'_q} \quad (3.78)$$

Because of the space-time functional dependence of each component of A in Eqns(3.54) and (3.55), the chain rule, appropriate for the functional dependence of Eqn(3.56) cannot be used to derive the transformation (3.34) of the time derivative. Instead, it follows from (3.54) or (3.55) that:

$$\left. \frac{\partial F}{\partial t} \right|_{x_q} = \left. \frac{\partial F}{\partial x_Q} \right|_{x_q} \frac{dx_Q}{dt} = -u \left. \frac{\partial F}{\partial x_q} \right|_t \quad (3.79)$$

where F is some arbitrary component of a 4-vector potential or force field. In consequence,

$$\beta_u \frac{\partial A_x}{\partial x_q} = -\frac{1}{c} \frac{\partial A_x}{\partial t} \quad (3.80)$$

The transformation equations of the 4-vector potential between the frames S and S^* are:

$$A_0^* = \gamma_u (A_0 - \beta_u A_x) \quad (3.81)$$

$$A_x^* = \gamma_u (A_x - \beta_u A_0) = 0 \quad (3.82)$$

$$A_y^* = A_y = 0 \quad (3.83)$$

$$A_z^* = A_z = 0 \quad (3.84)$$

Using the definition (3.19) of the electric field (3.78), (3.81) and (3.80) give:

$$\begin{aligned} E_x^* &= -\frac{\partial A_0^*}{\partial x_q^*} = -\gamma_u \left(\frac{\partial A_0}{\partial x_q} - \beta_u \frac{\partial A_x}{\partial x_q} \right) \\ &= -\gamma_u \left(\frac{\partial A_0}{\partial x_q} + \frac{1}{c} \frac{\partial A_x}{\partial t} \right) \\ &= \gamma_u E_x \end{aligned} \quad (3.85)$$

This equation, transposed, is the first one of (3.13). The y-component of the electric field in S^* is given by (3.19) as:

$$E_y^* = -\frac{\partial A_0^*}{\partial y_q^*} \quad (3.86)$$

The Lorentz invariance of y_q , Eqn(3.81), and Eqn(3.82) give:

$$\begin{aligned} E_y^* &= -\gamma_u \left(\frac{\partial A_0}{\partial y_q} - \beta_u \frac{\partial A_x}{\partial y_q} \right) \\ &= -\gamma_u (1 - \beta_u^2) \frac{\partial A_0}{\partial y_q} \\ &= \frac{E_y}{\gamma_u} \end{aligned} \quad (3.87)$$

in agreement with the second of Eqns(3.13). Finally, using (3.23) and (3.82):

$$B_z = -\frac{\partial A_x}{\partial y_q} = -\beta_u \frac{\partial A_0}{\partial y_q} = \beta_u E_y \quad (3.88)$$

which is the last of Eqns(3.13) The field transformations between S^* and S' , Eqns(3.14) are given by the replacement $u \rightarrow -w$ in (3.85), (3.87) and(3.88). Those between S and S' , Eqns(3.15), are derived directly from (3.13) and (3.14).

It remains to discuss the consistency, or otherwise, of the transformation laws of the CEM fields, in (3.16)-(3.18), with those of the RCED fields in (3.13)-(3.15) just considered, and those of the second rank tensor $F^{\alpha\beta}$ in (3.41)-(3.43). The standard text book treatment, which claims consistency between (3.16)-(3.18) and (3.41)-(3.43) will first be recalled, and then shown to be based on an incorrect application of special relativity. In the following, for definiteness, the presentation in Jackson's book [14] is closely followed. Similar reasoning may be found in many other text books on classical electromagnetism [15, 16, 17]. In the notation of the present paper, the field point (or the position of the test charge q) is at rest at the origin of S' while the source charge is at rest at the origin of the S^* frame. The space and time coordinates in both S' and S^* are considered. At $t' = t^* = 0$ the test and source charge have the same x-coordinate in both frames: $x' = x^* = 0$. At the later times t' , t^* they therefore have an x-separations of $\Delta x' \equiv x'_q - x'_Q = wt'$ in S' , and $\Delta x^* \equiv x^*_q - x^*_Q = wt^*$ in S^* . Three relativistic ansätze are then introduced [14]. The first step is to apply the Lorentz transformation of time between S' and S^* to the space-time coordinates of the test charge:

$$t^* = \gamma_w(t' + \frac{\beta_w x'_q}{c}) \quad (3.89)$$

Since $x'_q = 0$ at all times this gives the first ansatz A1 ⁶:

$$t^* = \gamma_w t' \quad \text{A1} \quad (3.90)$$

The second and third ansätze, A2, and A3 are the relations giving the separation of the source and test charge in S' and S^* respectively:

$$\Delta x' = wt' \quad \text{A2} \quad (3.91)$$

$$\Delta x^* = wt^* \quad \text{A3} \quad (3.92)$$

where it is assumed that t' and t^* are related by (3.90). Combining (3.90), (3.91) and (3.92) leads to the relation:

$$\Delta x^* = wt^* = \gamma_w wt' = \gamma_w \Delta x' \quad (3.93)$$

Thus the magnitude of the x-interval between the charges is found to be contracted by the factor $1/\gamma_w$ in the S' frame. This last equation is now used to relate r' to r^* :

$$\begin{aligned} (r^*)^2 &= (\Delta x^*)^2 + (\Delta y^*)^2 = \gamma_w^2 (\Delta x')^2 + (\Delta y')^2 \\ &= (r')^2 \left[1 + (\gamma_w^2 - 1) \left(\frac{\Delta x'}{r'} \right)^2 \right] = (r')^2 (1 + \gamma_w^2 \beta_w^2 \cos^2 \psi') \\ &= (r')^2 \gamma_w^2 (1 - \beta_w^2 \sin^2 \psi') \end{aligned} \quad (3.94)$$

⁶In Ref. [14] (see Fig.11.8) the test charge is at rest in the unprimed frame, whereas the primed frame is the rest frame of the source charge, so that A1 is written: $t' = \gamma t$.

as well as ψ^* and ψ' :

$$\sin \psi' = \frac{\Delta y'}{r'} = \left(\frac{r^*}{r'}\right) \frac{\Delta y^*}{r^*} = \left(\frac{r^*}{r'}\right) \sin \psi^* \quad (3.95)$$

$$\cos \psi' = -\frac{\Delta x'}{r'} = \left(\frac{r^*}{\gamma_w r'}\right) \frac{\Delta x^*}{r^*} = \left(\frac{r^*}{\gamma_w r'}\right) \cos \psi^* \quad (3.96)$$

Substitution of (3.94) and (3.96) into the first equation in (3.17) gives:

$$E'_x = E_x^* \quad (3.97)$$

in agreement with (3.41), but not with the RCED transformation in Eqns(3.14). Eqns(3.94) and (3.95) together with the second equation in (3.17) give:

$$E'_y = \gamma_w E_y^* \quad (3.98)$$

in agreement both with the RCED transformation in Eqns(3.14) and the tensor transformation (3.42)⁷.

The three ansätze A1 (Eqn(3.90)) and A2 (Eqn(3.91)) and A3 (Eqn(3.92)), on which the conventional analysis of the transformation properties of the CEM fields is based, are now critically examined. Their combination leads to the relation (3.94) which is in contradiction with the Lorentz scalar nature, $r^* = r'$, of the intercharge separation derived above. The crucial point is that no distinction is made between the ‘frame time’ (i.e. that registered by all synchronised clocks at rest in the frame, at any instant), with the apparent times of clocks when viewed by an observer in motion relative to the proper frames of the clocks. Only the frame times t' and t^* are relevant for the relations $\Delta x' = wt'$ and $\Delta x^* = wt^*$. In fact, the transformation equation (3.89) (and its inverse) relate not two frame times, but rather, in each case, a frame time to an apparent time. To understand the actual physical meaning of Eqn(3.90) it is instructive to apply (3.89) to the source rather than the test charge. Making use of the relation $x'_Q = -wt'$ (see Fig.1c)) it is found that:

$$t' = \gamma_w (t^*)^{app} \quad (3.99)$$

where $(t^*)^{app}$ is the apparent time of a clock moving together with the source charge as viewed by an observer at rest in S'. In a similar way, the inverse of (3.89):

$$t' = \gamma_w \left(t^* - \frac{\beta_w x_q^*}{c} \right) \quad (3.100)$$

can be used to calculate the apparent time of a clock moving together with the test charge as viewed by an observer at rest in S*. In this case $x_q^* = wt^*$ (see Fig.1a) and (3.100) gives:

$$t^* = \gamma_w (t')^{app} \quad (3.101)$$

Both (3.99) and (3.101) are examples of the well-known time dilatation effect. In (3.99) a moving clock with S* as proper frame is viewed from S'. In (3.101) a moving clock with S' as proper frame is viewed from S*. Comparing now (3.101) with (3.90) it is clear that if t^* in (3.90) and (3.92) is the frame time in S* then t' in (3.90) is *not* the frame time in S'

⁷The transformation between the frames S* and S' is given by the replacements $v \rightarrow w$, $E_y \rightarrow E_y^*$ and $B_z \rightarrow B_z^* = 0$ in Eqn(3.42).

but rather the apparent time $(t')^{app}$ of a clock at rest in S' as viewed from S^* . Thus the ansatz A1 is false, if the value of t' in it is identified with the frame time in the correct ansatz A2. Thus although A2 and A3 correctly define the relations between $\Delta x'$, t' and Δx^* , t^* , respectively, A1 relates an apparent time to a frame time, not the two frame times. This means that, although the first member of Eqn(3.93) is correct, the last one, derived by combining all three ansätze, is not.

Indeed, if instead of making the substitution $(t')^{app} \rightarrow t'$ in (3.101), leading to (3.90). the substitution $(t^*)^{app} \rightarrow t^*$ is made in (3.99) the relation $t' = \gamma_w t^*$ is obtained instead of (3.90). Combining with (3.92) then leads to the relation $\Delta x' = \gamma_w \Delta x^*$ instead of (3.93), so that the x -interval is elongated rather than contracted in the frame S' . Because of the evident spatial symmetry of the source and test charges this derivation is on exactly the same logical footing (and equally false!) as the derivation of (3.93).

Since, in fact, no observations of moving clocks are performed in the problem presently under discussion the time transformation equation (3.89) has, in any case, no relevance to the discussion. What is important are the spatial separations of the charges at corresponding instants in the two reference frames. This will now be considered.

In order to discuss the time dependence of the separation of the charges in the frames S' and S^* it is convenient to consider the simpler case where $\psi' = \psi^* = 0$. In this case, as shown in Fig.3a, the source and test charges coincide spatially when $t' = t^* = 0$. To specify, in a rigorous manner, the spatial positions of the charges, rulers of length L are laid along the x^* and x' axis so that the right end of the ruler at rest in S' (the S' ruler) coincides with the position of the test charge at $x' = 0$. The left end of the ruler at rest in S^* (the S^* ruler) coincides with the position of the source charge at $x^* = 0$. The configuration in S' at $t' = t^* = 0$ is shown in Fig.3a. Observers at rest in S' or S^* (S' , S^* observers) then use the corresponding rulers to specify the positions of the moving charges: the source charge Q in S' and the test charge q in S^* , respectively. Note that the moving ruler in Fig.3a is of length L i.e. this is its *measured* length in S' at all times. Such a ruler may be constructed by defining the marks as the positions of several small discrete objects initially at rest with known separations. Each 'mark object' is then accelerated in an identical manner to constitute the moving ruler of known fixed length. Of course, because of the identical natures of the acceleration programs of each mark object, the length of such a ruler, in its own proper frame, whether this is accelerated or inertial, is independent of time.

Suppose now that the fields are to be evaluated at the instant that Q is in spatial coincidence with the 5th mark on the S' ruler (see Fig.3b). It is clear, in this case, that $\Delta x' = L/2$. Also, since the 5th mark of the moving S^* ruler is distant $L/2$ from Q at all times, it follows that q and the 5th mark of the S^* ruler are in spatial coincidence at the same instant as Q and the 5th mark of the S' ruler. Inspection of Fig.3c shows that the same spatial coincidences are simultaneous also in S^* .

With the choice $w = (\sqrt{3}/2)c$, $\gamma_w = 2$. According to Eqn(2.92) following from the ansatz A1, $t^* = 2t'$ so that when $t' = L/(2w)$ as in Fig.2b, it is claimed that the corresponding configuration in S^* is that shown in Fig.3e, where $\Delta x^* = L$ and q is in spatial coincidence with the right end of the S^* ruler. Now Eqn(3.93) states that the configurations shown in Fig3b and 3e are corresponding ones, i.e. both correspond to the instant

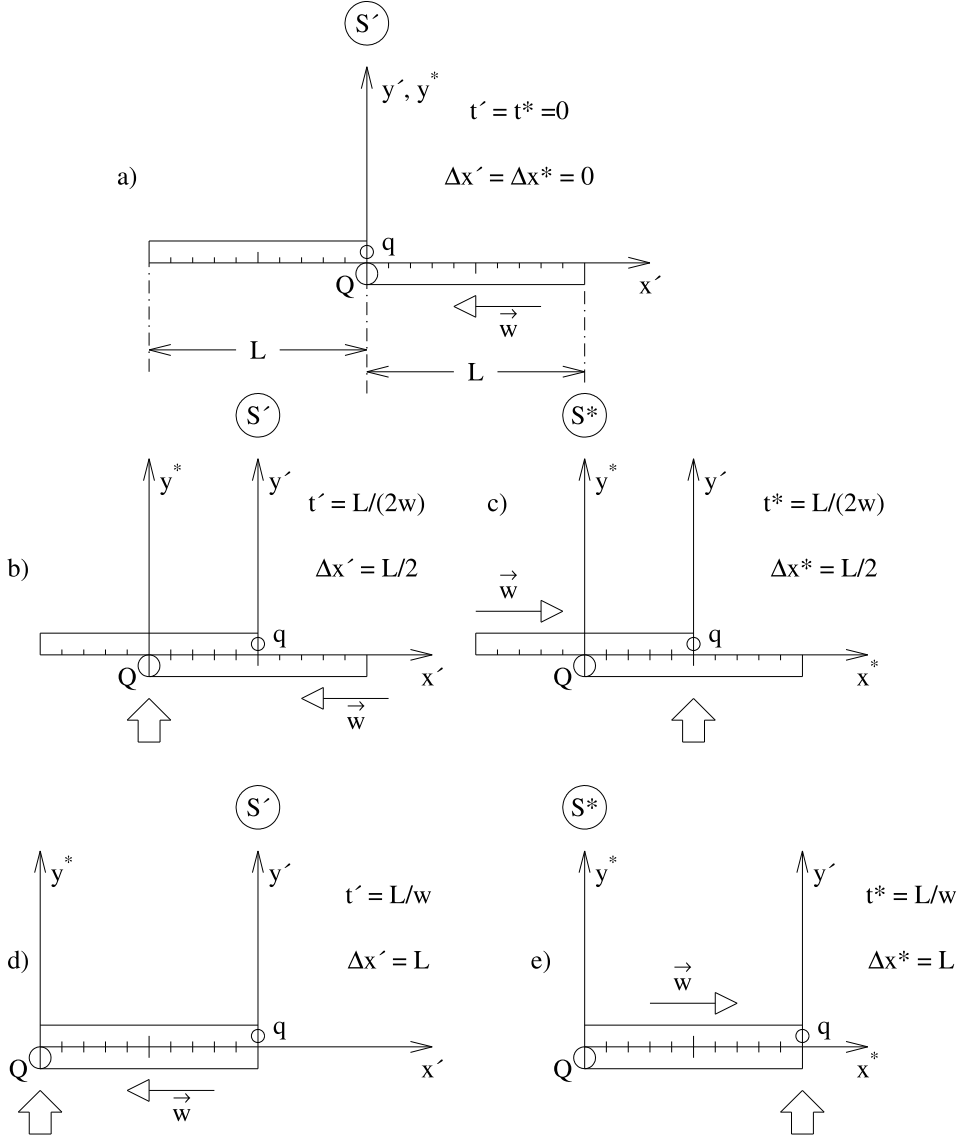


Figure 3: Test and source charges as viewed at different times in the frames S' and S^* with $\psi' = \psi^* = 0$. Corresponding configurations in S' and S^* are shown in b) and c) and in d) and e). According to Ref. [14], in the case $\gamma_w = 2$, b) and e) are claimed to be corresponding configurations. See text for discussion.

$t' = L/(2w)$ at which the fields are specified. This is evidently not the case. The corresponding S' configuration is that shown in Fig.3d, where Q is in spatial coincidence with the left hand end of the S' ruler, $\Delta t' = L/w$ and $\Delta x' = L = \Delta x^*$.

In conclusion, the ansätze A1, A2 and A3 do not describe correctly the time evolution of the interchange separation, as shown in Fig.3, where only the reciprocity of the relative velocities of S* and S', together with the definition itself of uniform velocity, are assumed. In fact, special relativity has no possible relevance to the time evolution of the interchange separation illustrated in Fig.3, in which the configurations are viewed only *either* in S* or in S'.

In fact the connection between the frames S* and S in Fig.3 uses only the principle of what may be termed the 'universality of space-time contiguity' (USTC) which states that:

Two events which are in space-time contiguity in one inertial frame are so in all such frames.

Suppose A and B are contiguous in the CM frame, i.e. $\vec{x}_A^{CM} = \vec{x}_B^{CM}$ and $t_A^{CM} = t_B^{CM}$. Choosing a coordinate system where $x_A^{CM} = 0$ when $t_A^{CM} = 0$ implies that the corresponding coordinates in any other inertial frame are given as \tilde{x}_A and \tilde{t}_A by Eqns(3.62)-(3.65). It is then found that

$$\tilde{x}_A = x_A^{CM} = 0 = x_B^{CM} = \tilde{x}_B, \quad \tilde{t}_A = t_A^{CM} = 0 = t_B^{CM} = \tilde{t}_B$$

while $\tilde{y}_A = y_A^{CM}$ and $\tilde{z}_A = z_A^{CM}$ since these components are unchanged by Lorentz transformation. Hence the events are contiguous in the arbitrary inertial frame with coordinates \tilde{x} , \tilde{y} , \tilde{z} and \tilde{t} . A special case of this principle 'Source-Signal Contiguity' (SSC) states the contiguity of a photon emission event with a point on the world line of its source [18].

It is clear, by inspection, that Fig.3b and Fig.3c respect USTC whereas Fig.3b and Fig.3e, which are claimed in the derivation of (3.93) to be corresponding views of the same events in the frames S' and S* respectively, do not. In Fig.3b q is aligned with the 5th mark of the S* ruler. In Fig.3e it is aligned with the 10th mark. In the correct corresponding S* configuration, shown in Fig.3b, q is aligned (as in S') with the 5th mark of the S* ruler in agreement with USTC.

Substituting now the correct values of \tilde{r} and $\tilde{\psi}$ from (3.77) into (3.17) leads to the transformation laws of the CEM fields;

$$E'_x(CEM) = \frac{E_x^*(CEM)}{\gamma_w^2 f_w} \quad (3.102)$$

and

$$E'_y(CEM) = \frac{E_y^*(CEM)}{\gamma_w^2 f_w} \quad (3.103)$$

in contradiction to both the transformation laws of the RCED field and those, Eqns(3.41) and (3.42), of a classical field transforming as a second rank tensor.

It may be remarked that the agreement between the transformation laws of E_y and B_z ((3.42) and (3.43) for classical fields, (3.46) and (3.48) for RCED fields) is related to

the absence of x-derivatives in the calculations of E_y and B_z from A . The transformation laws $\partial / \partial y = \partial / \partial y'$ and $\partial / \partial z = \partial / \partial z'$ are valid for classical, RCED and CEM fields.

Finally in this section the transformation laws the electromagnetic potential in RCED and CEM are discussed. Since $r = r^*$ Eqns(3.49)-(3.52) may be written as:

$$A_0(RCED) = \frac{Q\gamma_u}{r} = \gamma_u A_0^* \quad (3.104)$$

$$\vec{A}(RCED) = \frac{Q\gamma_u \vec{\beta}_u}{r} = \gamma_u \vec{\beta}_u A_0^* \quad (3.105)$$

$$A_0(CEM) = \frac{Q}{r(1 - \beta_u^2 \sin^2 \psi)^{\frac{1}{2}}} = \frac{A_0^*}{(1 - \beta_u^2 \sin^2 \psi)^{\frac{1}{2}}} \quad (3.106)$$

$$\vec{A}(CEM) = \frac{\vec{\beta}_u A_0^*}{(1 - \beta_u^2 \sin^2 \psi)^{\frac{1}{2}}} \quad (3.107)$$

so that $A(RCED)$, but not $A(CEM)$, transforms as a 4-vector. On the basis of the ansätze A1, A2 and A3 the expression (3.94) may be used to write⁸:

$$A_0(CEM) = \frac{Q}{r(1 - \beta_u^2 \sin^2 \psi)^{\frac{1}{2}}} = \frac{Q}{r^*} \left(\frac{r^*}{r} \right) \frac{1}{(1 - \beta_u^2 \sin^2 \psi)^{\frac{1}{2}}} = \gamma_u A_0^* \quad (3.108)$$

$$\vec{A}(CEM) = \frac{Q}{r^*} \left(\frac{r^*}{r} \right) \frac{\vec{\beta}_u}{(1 - \beta_u^2 \sin^2 \psi)^{\frac{1}{2}}} = \gamma_u \vec{\beta}_u A_0^* \quad (3.109)$$

In this case $A(CEM)$ transforms as a 4-vector. However, as explained above, the anstatz A1 from which (3.94) is derived is false. In conclusion the ‘present position’ retarded Liénard-Wiechert potentials (3.51) and (3.52), unlike the RCED ones (3.49) and (3.50), do not constitute a 4-vector.

4 Breakdown of the electrodynamic Maxwell equations in free space for the force fields of RCED

Maxwell’s equations played a very important role in the development of the theory of special relativity. The possibility of the non-absolute character of time was suggested by the space and time transformations introduced by Voigt [22]⁹ in order to leave invariant, in different inertial frames, the electromagnetic wave equation. The space-time Lorentz transformation¹⁰ was originally obtained from the requirement that Maxwell’s equations

⁸Since A is here defined in the frame S , not S' , it is necessary to make the replacements $w \rightarrow u$ and $r' \rightarrow r$ in (3.94).

⁹The Voigt transformation differs from the Lorentz transformation of Eqns(3.62)-(3.65) by an overall multiplicative factor $1/\tilde{\gamma}$ on the right sides of the equations.

¹⁰The Lorentz transformation (3.62)-(3.65) was given and so-baptised by Poincaré in 1905 [23], the same year it was derived by Einstein [24] from the postulate of the constancy of the speed of light. Lorentz’s last pre-relativity paper, published in 1904, [25], contained somewhat different space-time transformation equations, from which (3.62)-(3.65) are obtained by the substitution $x \rightarrow x - vt$. In this paper the proposed electric and magnetic field transformations are the same as in Eqns(3.41)-(3.43).

should remain invariant under this transformation. As will be recalled below, this also requires that electric and magnetic fields transform according to Eqn(3.36), that is, as classical fields that are components of a second rank tensor. The equation for ‘electromagnetic waves’ may be derived by combining three of the free space Maxwell equations. The invariance of this wave equation for different inertial frames shows that the speed, c , of the ‘waves’ is the same in all inertial frames. This was the great triumph of Maxwell’s electromagnetic field theory. It was clearly the primary motivation for Einstein to promote the constancy of the speed of light (which was identified with that of the ‘electromagnetic waves’) to the status of a fundamental postulate on which the theory of relativity was based. Indeed, since the relativity principle itself is equally valid in Newtonian physics, it is this second postulate of Einstein which differentiates special from Galilean relativity.

The above account describes the historical development of the subject as recounted in text books on classical electrodynamics and special relativity. However, there is a very serious inconsistency in this line of argument. Although it has, until now, been universally assumed that the force fields of classical electrodynamics discussed in the previous section do satisfy Maxwell’s equations, they are manifestly *not* classical fields with space-time functional dependence $F^{CF} = F(\vec{x}_q, t)$ where x_q, y_q, z_q and t are independent variables. In fact, the components of electric and magnetic fields have a space-time functional dependence similar to a component the corresponding 4-vector potentials as given in (3.54) for RCED and (3.55) for CEM. As will be shown below, a consequence of this is that, although the Faraday-Lenz law and the magnetic field divergence equations are satisfied by all the force fields considered in the previous section, as consequence of 3-vector identities, this is not true for all components of the electrodynamic Ampère’s law, and the electric field divergence equation, for the case of the RCED fields. If these latter equations are not obeyed by the fields, Maxwell’s derivation of ‘electromagnetic waves’ breaks down for them. The interesting question then is whether some other type of field (classical or otherwise) *does* satisfy a wave equation and so may be associated with the propagation of light. This question will be addressed in the following section. However, it may be already stated here that the answer is in the affirmative.

In recalling Maxwell’s derivation of ‘electromagnetic waves’ it will be found convenient to introduce a special notation, calligraphic symbols $\vec{\mathcal{E}}$ and $\vec{\mathcal{B}}$ to denote hypothetical classical fields with space-time functional dependence $\vec{\mathcal{E}} = \vec{\mathcal{E}}(\vec{x}, t)$, $\vec{\mathcal{B}} = \vec{\mathcal{B}}(\vec{x}, t)$. Such fields transform according to (3.36) with corresponding space and time derivatives transforming according to (3.33) to (3.35). It will also be assumed, in the following, that these fields satisfy the free-space Maxwell equations:

$$\vec{\nabla} \cdot \vec{\mathcal{E}} = 0 \quad (4.1)$$

$$\vec{\nabla} \cdot \vec{\mathcal{B}} = 0 \quad (4.2)$$

$$\vec{\nabla} \times \vec{\mathcal{E}} + \frac{1}{c} \frac{\partial \vec{\mathcal{B}}}{\partial t} = 0 \quad (4.3)$$

$$\vec{\nabla} \times \vec{\mathcal{B}} - \frac{1}{c} \frac{\partial \vec{\mathcal{E}}}{\partial t} = 0 \quad (4.4)$$

The Lorentz covariance of (4.3) (The Faraday-Lenz law) and (4.4) (Ampère’s law) are readily demonstrated using (3.33)-(3.36). Two examples containing fields similar to those generated by a uniformly moving charge where $\mathcal{B}_x = 0$ will be worked out. The first is

the z-component of (4.3):

$$\frac{\partial \mathcal{E}_y}{\partial x} - \frac{\partial \mathcal{E}_x}{\partial y} + \frac{1}{c} \frac{\partial \mathcal{B}_z}{\partial t} = 0 \quad (4.5)$$

Use of the inverses of (3.33)-(3.35) and (3.41)-(3.43) enables (4.5) to be written as:

$$\begin{aligned} & \gamma_v \left(\frac{\partial}{\partial x'} - \frac{\beta_v}{c} \frac{\partial}{\partial t'} \right) \gamma_v (\mathcal{E}'_y + \beta_v \mathcal{B}'_z) - \frac{\partial \mathcal{E}'_x}{\partial y'} \\ & + \gamma_v \left(\frac{1}{c} \frac{\partial}{\partial t'} - \beta_v \frac{\partial}{\partial x'} \right) \gamma_v (\mathcal{B}'_z + \beta_v \mathcal{E}'_y) \\ = & \gamma_v^2 \left(\frac{\partial \mathcal{E}'_y}{\partial x'} + \beta_v \frac{\partial \mathcal{B}'_z}{\partial x'} - \frac{\beta_v}{c} \frac{\partial \mathcal{E}'_y}{\partial t'} - \frac{\beta_v^2}{c} \frac{\partial \mathcal{B}'_z}{\partial t'} \right) - \frac{\partial \mathcal{E}'_x}{\partial y'} \\ & + \gamma_v^2 \left(\frac{1}{c} \frac{\partial \mathcal{B}'_z}{\partial t'} - \beta_v \frac{\partial \mathcal{B}'_z}{\partial x'} + \frac{\beta_v}{c} \frac{\partial \mathcal{E}'_y}{\partial t'} - \beta_v^2 \frac{\partial \mathcal{E}'_y}{\partial x'} \right) = 0 \end{aligned}$$

or, collecting terms

$$\begin{aligned} & \gamma_v^2 (1 - \beta_v^2) \frac{\partial \mathcal{E}'_y}{\partial x'} - \frac{\partial \mathcal{E}'_x}{\partial y'} + \gamma_v^2 (1 - \beta_v^2) \frac{1}{c} \frac{\partial \mathcal{B}'_z}{\partial t'} \\ = & \frac{\partial \mathcal{E}'_y}{\partial x'} - \frac{\partial \mathcal{E}'_x}{\partial y'} + \frac{1}{c} \frac{\partial \mathcal{B}'_z}{\partial t'} = 0 \end{aligned} \quad (4.6)$$

demonstrating the covariance of (4.5). The second example is the x-component of (4.4):

$$\frac{\partial \mathcal{B}_z}{\partial y} - \frac{\partial \mathcal{B}_y}{\partial z} - \frac{1}{c} \frac{\partial \mathcal{E}_x}{\partial t} = 0 \quad (4.7)$$

Using the inverses of (3.33)-(3.35), (3.41) and (3.43) as well as the relation similar to the inverse of (3.43), derived in a similar manner: $\mathcal{B}_y = \gamma_v (\mathcal{B}'_y - \beta_v \mathcal{E}'_z)$, (4.7) may be written as:

$$\begin{aligned} & \frac{\partial}{\partial y'} \gamma_v (\mathcal{B}'_z + \beta_v \mathcal{E}'_y) - \frac{\partial}{\partial z'} \gamma_v (\mathcal{B}'_y - \beta_v \mathcal{E}'_z) - \gamma_v \left(\frac{1}{c} \frac{\partial \mathcal{E}'_x}{\partial t'} - \beta_v \frac{\partial \mathcal{E}'_x}{\partial x'} \right) \\ = & \gamma_v \left[\frac{\partial \mathcal{B}'_z}{\partial y'} - \frac{\partial \mathcal{B}'_y}{\partial z'} - \frac{1}{c} \frac{\partial \mathcal{E}'_x}{\partial t'} + \beta_v \vec{\nabla}' \cdot \vec{\mathcal{E}}' \right] \\ = & \gamma_v \left[\frac{\partial \mathcal{B}'_z}{\partial y'} - \frac{\partial \mathcal{B}'_y}{\partial z'} - \frac{1}{c} \frac{\partial \mathcal{E}'_x}{\partial t'} \right] = 0 \end{aligned} \quad (4.8)$$

where, in the last line, the Maxwell equation (4.1) is assumed to hold in the S' frame. As will be shown below, (4.1), is valid for the RCED field only in the frame S* where the source charge is at rest, i.e. for an electrostatic field. The calculations just performed show that the covariance of (4.7) requires also that of the Maxwell equation (4.1), whereas no such requirement is needed to demonstrate the covariance of (4.5). Indeed, since the Faraday-Lenz law is an identity following directly from the definitions, (3.19) and (3.20) of the electric and magnetic fields, it must be valid in any frame and hence be covariant. To show this it is only necessary to take the curl of (3.19):

$$\vec{\nabla} \times \vec{E} = -(\vec{\nabla} \times \vec{\nabla}) A_0 - \frac{1}{c} \frac{\partial (\vec{\nabla} \times \vec{A})}{\partial t} = -\frac{1}{c} \frac{\partial \vec{B}}{\partial t} \quad (4.9)$$

since $\vec{\nabla} \times \vec{\nabla} \equiv 0$, and where the definition (3.20) of the magnetic field has been used. Eqn(4.9) is then valid whatever is the space-time functional dependence of the fields \vec{E} and \vec{B} . In contrast there is no such 3-vector identity underlying Ampère's law (4.4).

The wave equation for the classical field $\vec{\mathcal{E}}$ is derived by taking the curl of (4.3) and the time derivative of (4.4):

$$\begin{aligned} & \vec{\nabla} \times (\vec{\nabla} \times \vec{\mathcal{E}}) + \frac{1}{c} \frac{\partial(\vec{\nabla} \times \vec{\mathcal{B}})}{\partial t} \\ &= \vec{\nabla}(\vec{\nabla} \cdot \vec{\mathcal{E}}) - \vec{\nabla}^2 \vec{\mathcal{E}} + \frac{1}{c} \frac{\partial(\vec{\nabla} \times \vec{\mathcal{B}})}{\partial t} \\ &= -\vec{\nabla}^2 \vec{\mathcal{E}} + \frac{1}{c} \frac{\partial(\vec{\nabla} \times \vec{\mathcal{B}})}{\partial t} = 0 \end{aligned} \quad (4.10)$$

$$\frac{\partial(\vec{\nabla} \times \vec{\mathcal{B}})}{\partial t} - \frac{1}{c} \frac{\partial^2 \vec{\mathcal{E}}}{\partial t^2} = 0 \quad (4.11)$$

where, in the last line of (4.10) the electric field divergence equation (4.1) has been used. Combining (4.10) and (4.11) gives the wave equation

$$\vec{\nabla}^2 \vec{\mathcal{E}} - \frac{1}{c^2} \frac{\partial^2 \vec{\mathcal{E}}}{\partial t^2} = 0 \quad (4.12)$$

A similar wave equation for $\vec{\mathcal{B}}$ is obtained by combining the curl of (4.4) with the time derivative of (4.3).

Since the divergence equation of the magnetic field, (4.2) may be written, using the magnetic field definition (3.20), as a triple scalar product of 3-vectors:

$$\vec{\nabla} \cdot (\vec{\nabla} \times \vec{\mathcal{A}}) = 0 \quad (4.13)$$

it vanishes for any space-time functional dependence of $\vec{\mathcal{A}}$ in virtue of the identity, valid for any 3-vectors \vec{a} and \vec{b} : $\vec{a} \cdot (\vec{a} \times \vec{b}) \equiv 0$. Again, no such identity exists to ensure the validity of the electric field divergence equation (4.1).

The validity, or not, of the Maxwell equation (4.1) that is not guaranteed by a 3-vector identity, is now tested by direct substitution, in this equation, of the fields in (3.5)-(3.8). This straightforward, but somewhat lengthy, calculation is presented in Appendix B. The following results are obtained.

$$\vec{\nabla} \cdot \vec{E}(RCED) = \frac{Q}{r^3} \left(\gamma_u - \frac{1}{\gamma_u} \right) (2 - 3 \sin^2 \psi) \quad (4.14)$$

$$\vec{\nabla} \cdot \vec{E}(CEM) = 0 \quad (4.15)$$

The corresponding equations in the frame S' are:

$$\vec{\nabla}' \cdot \vec{E}'(RCED) = \frac{Q}{r^3} \left(\gamma_w - \frac{1}{\gamma_w} \right) (2 - 3 \sin^2 \psi) \quad (4.16)$$

$$\vec{\nabla}' \cdot \vec{E}'(CEM) = 0 \quad (4.17)$$

The electric field divergence equation is therefore covariant for the CEM field but not for the RCED one.

In order to discuss the validity of Ampère's law, (4.4) for the RCED and CEM fields it is convenient to perform a rotation by an angle ϕ around the x-axes of the coordinate systems used in Eqns(3.2)-(3.12). This gives, for example, in the S system:

$$\vec{E}(RCED) = \frac{Q}{r^2} \left[\frac{\hat{i} \cos \psi}{\gamma_u} + \gamma_u \sin \psi (\hat{j} \cos \phi + \hat{k} \sin \phi) \right] \quad (4.18)$$

$$\vec{B}(RCED) = \frac{Q\gamma_u\beta_u \sin \psi (\hat{k} \cos \phi - \hat{j} \sin \phi)}{r^2} \quad (4.19)$$

Inspection of these equations shows that:

$$B_z = \beta_u E_y, \quad B_y = -\beta_u E_z \quad (4.20)$$

The same relations hold for the CEM fields. Use of these equations and the equation, (3.80) relating the x - and t -derivatives, also valid for both the RCED and CEM fields, enables the x-component of Ampère's law to be derived directly from the electric field divergence equation (4.1) with the replacement $\vec{\mathcal{E}} \rightarrow \vec{E}$. For the CEM fields:

$$\begin{aligned} \vec{\nabla} \cdot \vec{E}(CEM) &= \frac{\partial E_x}{\partial x_q} + \frac{\partial E_y}{\partial y_q} + \frac{\partial E_z}{\partial z_q} \\ &= \frac{1}{\beta_u} \left[\beta_u \frac{\partial E_x}{\partial x_q} + \frac{\partial(\beta_u E_y)}{\partial y_q} + \frac{\partial(\beta_u E_z)}{\partial z_q} \right] \\ &= \frac{1}{\beta_u} \left[-\frac{1}{c} \frac{\partial E_x}{\partial x_q} + \frac{\partial B_z}{\partial y_q} - \frac{\partial B_y}{\partial z_q} \right] = 0 \end{aligned} \quad (4.21)$$

so that

CEM fields

$$\frac{\partial B_z}{\partial y_q} - \frac{\partial B_y}{\partial z_q} - \frac{1}{c} \frac{\partial E_x}{\partial x_q} = 0 \quad (4.22)$$

which is the x-component of (4.4) with the replacements $\vec{\mathcal{E}} \rightarrow \vec{E}$ and $\vec{\mathcal{B}} \rightarrow \vec{B}$.

Repeating the calculation shown in (4.21) for RCED fields and using (4.14) shows that the RCED fields do not satisfy Ampère's law but rather give the relation:

RCED fields

$$\frac{\partial B_z}{\partial y_q} - \frac{\partial B_y}{\partial z_q} - \frac{1}{c} \frac{\partial E_x}{\partial x_q} = \frac{Q\beta_u}{r^3} \left(\gamma_u - \frac{1}{\gamma_u} \right) (2 - 3 \sin^2 \psi) \quad (4.23)$$

The x-component of Ampère's law is therefore not covariant for the RCED fields.

Since $B_x = 0$ in both RCED and CEM, for the case of a source charge in uniform motion parallel to the x-axis, the y- and z-components of Ampère's law simplify to:

$$-\frac{\partial B_z}{\partial x_q} - \frac{1}{c} \frac{\partial E_y}{\partial t} = 0 \quad (4.24)$$

$$\frac{\partial B_y}{\partial x_q} - \frac{1}{c} \frac{\partial E_z}{\partial t} = 0 \quad (4.25)$$

Using (4.20), (4.24) may be written as:

$$\frac{\partial B_z}{\partial x_q} = \beta_u \frac{\partial E_y}{\partial x_q} = -\frac{1}{c} \frac{\partial E_y}{\partial t} \quad (4.26)$$

Similarly, (4.25) may be written as:

$$-\frac{\partial B_y}{\partial x_q} = \beta_u \frac{\partial E_z}{\partial x_q} = -\frac{1}{c} \frac{\partial E_z}{\partial t} \quad (4.27)$$

So, comparing with Eqn(3.79) above, it can be seen that the y- and z-components of Ampère's law are just special cases of the general relation between x- and t-derivatives:

$$-\frac{1}{c} \frac{\partial}{\partial t} \Big|_{x_q} = \beta_u \frac{\partial}{\partial x_q} \Big|_t \quad (4.28)$$

that is a necessary consequence of the space-time functional dependence of both the RCED and CEM potentials and fields in the frame S. Thus the x- and y-components of Ampère's law are valid for both the RCED and CEM fields of a moving charge.

Because of Eqn(4.15) and the universal validity of the Faraday-Lenz law, the derivation of the electromagnetic wave equation for the electric CEM field follows exactly the algebra of Eqn(4.10)-(4.11) above. By the same token the wave equation for the magnetic CEM field is obtained by combining the curl of (4.4) with the time derivative of (4.3) as for the classical fields $\vec{\mathcal{E}}$ and $\vec{\mathcal{B}}$. However, this is no longer true for the RCED fields. Straightforward calculation using Eqns(4.14) and (4.23) and the partial derivatives given in Eqns(B4)-(B8) of Appendix B, shows that for the RCED fields the wave equations for the electric and magnetic fields are replaced by the following expressions:

RCED fields

$$\vec{\nabla}^2 E_x = \frac{1}{c^2} \frac{\partial^2 E_x}{\partial t^2} + \frac{3Q}{r^4} \left(\gamma_u - \frac{1}{\gamma_u} \right) (5 \sin^2 \psi - 2) \cos \psi \quad (4.29)$$

$$\vec{\nabla}^2 E_y = \frac{1}{c^2} \frac{\partial^2 E_y}{\partial t^2} + \frac{3Q}{r^4} \left(\gamma_u - \frac{1}{\gamma_u} \right) (5 \sin^2 \psi - 4) \sin \psi \cos \phi \quad (4.30)$$

$$\vec{\nabla}^2 E_z = \frac{1}{c^2} \frac{\partial^2 E_z}{\partial t^2} + \frac{3Q}{r^4} \left(\gamma_u - \frac{1}{\gamma_u} \right) (5 \sin^2 \psi - 4) \sin \psi \sin \phi \quad (4.31)$$

$$\vec{\nabla}^2 B_x = \frac{1}{c^2} \frac{\partial^2 B_x}{\partial t^2} \quad (4.32)$$

$$\vec{\nabla}^2 B_y = \frac{1}{c^2} \frac{\partial^2 B_y}{\partial t^2} - \frac{3\beta_u Q}{r^4} \left(\gamma_u - \frac{1}{\gamma_u} \right) (5 \sin^2 \psi - 4) \sin \psi \sin \phi \quad (4.33)$$

$$\vec{\nabla}^2 B_z = \frac{1}{c^2} \frac{\partial^2 B_z}{\partial t^2} + \frac{3\beta_u Q}{r^4} \left(\gamma_u - \frac{1}{\gamma_u} \right) (5 \sin^2 \psi - 4) \sin \psi \cos \phi \quad (4.34)$$

Summarising, the following results have been obtained in this section:

- (a) The force fields of both RCED and CEM, as well as the classical fields $\vec{\mathcal{E}}$ and $\vec{\mathcal{B}}$, satisfy the the magnetic field divergence equation (4.2) and the Faraday-Lenz law

(4.3), in any reference frame, due to 3-vector identities. The equations are then covariant for any fields defined by the equations (3.19) and (3.20) for an arbitrary 4-vector potential A , and are independent of the space-time functional dependence of A or of the fields.

- (b) The electric field divergence equation (4.1) is satisfied, in any inertial frame, for CEM but not for RCED. In the latter case the divergence is given by Eqns(4.14) and (4.15) for the frames S and S' , and (4.1) is satisfied only in the frame S^* where the source charge is at rest.
- (c) In both RCED and CEM the x-component of the left side of Ampère's law may be derived from the electric field divergence equation by use of the relations (3.79) and (4.20). The resulting equation reduces to (4.4) for the CEM fields, but not for the RCED ones where, in the frame S , the non-covariant result Eqn(4.23) is obtained instead.
- (d) In both RCED and CEM, the y- and z-components of Ampère's law for the fields of a uniformly moving charge are verified and shown to be a direct consequence of the universal relations (4.20) between transverse electric and magnetic field components and the general relation (3.79) between x_q - and t -derivatives. The latter follows from the space-time functional dependence of the RCED and CEM fields. This gives a natural explanation, in this case, of Maxwell's 'displacement current' in Ampère's law (4.4) that was originally 'added by hand'.
- (e) Derivation of the wave equations for the electric and magnetic fields proceeds, for the CEM fields, in a similar manner as for the classical fields shown in Eqns(4.10)-(4.12), due to the validity of Eqn(4.1) in this case. This is no longer true for RCED where $\vec{\nabla} \cdot \vec{E} \neq 0$ and where the wave equations are replaced by Eqns(4.30)-(4.35). Only B_x (which vanishes for a uniformly moving source charge) satisfies a wave equation.

What now is the impact of these results on the status of the discovery of the Lorentz transformation by requiring covariance of the free-space Maxwell equations, and of Maxwell's derivation of 'electromagnetic waves' by combining three of his equations: (4.1), (4.3) and (4.4) for waves in the electric field, and (4.2), (4.3) and (4.4) for waves in the magnetic field?

Firstly, it is clear that the derivation of the Lorentz transformation has been carried out under the hypothesis that the electric and magnetic fields are classical, with the space-time functional dependence of (3.56). This is true for neither to RCED or CEM force fields discussed so far in the present paper. The actual functional dependence is similar to that of Eqns(3.54) and (3.55). This implies that the space and time derivatives transform, not according to Eqns(3.33)-(3.35), appropriate for a classical field, but rather according to:

$$\frac{\partial}{\partial x_q^*} = \frac{\partial}{\partial x_q} = \frac{\partial}{\partial x'_q} \quad (4.35)$$

and

$$-\frac{1}{c} \frac{\partial}{\partial \tilde{t}} = \tilde{\beta} \frac{\partial}{\partial \tilde{x}}, \quad \tilde{t} = t, t'; \quad \tilde{x} = x_q, x'_q \quad (4.36)$$

with appropriate values of $\tilde{\beta}$ in the frame S ($\tilde{\beta} = \beta_u$) or S' ($\tilde{\beta} = -\beta_w$). Indeed, as shown in Appendix A, the relation (4.36) is essential for the derivation of the CEM fields from the ‘present position’ potentials in (3.51) and (3.52).

So the Lorentz transformation has been derived by requiring covariance of hypothetical classical electric and magnetic fields with space-time functional dependence markedly different from the actual RCED or CEM force fields of classical electrodynamics. Does this mean that the Lorentz transformation is incorrect? The answer to this question is definitely ‘no’, because the Lorentz transformation may be independently derived from other simple axioms that are quite unrelated to classical electromagnetism as invoked by Lorentz or Poincaré –covariance of Maxwell’s equations, or, in the case of Einstein, by the hypothesis of the constancy of the speed of light. This point will be further discussed below.

Concerning the derivation of the wave equation for the electric field, this does not necessarily require the fields to have the classical space-time functionality of Eqn(2.56). Since the CEM force fields do, as shown above, satisfy all four Maxwell equation the derivation proceeds as in Eqns(4.10)-(4.12) for the classical fields. However the corresponding potentials (3.106) and (3.107) do not transform as a 4-vector and the corresponding electric and magnetic fields of (3.7) and (3.8) give rise to relativistic paradoxes [10], and are in fact experimentally excluded by the observation of electromagnetic induction in the case of a stationary coil and a uniformly moving magnet [11] as well as by the recent direct experimental demonstration of the non-retarded character of force fields [2, 3]. It will be demonstrated in the following section that, in any case, the Liénard-Wiechert potentials do not correctly represent solutions of the inhomogeneous d’Alembert equation from which they were supposedly derived. That is, the CEM fields are the result of a mathematical error and so actually have no physical relevance.

5 Force fields and radiation fields: Effects of virtual or real photons

The free-space ‘Maxwell-like’ equations for the RCED force fields of a uniformly moving charge obtained in the previous section are, in the Frame S:

$$\vec{\nabla} \cdot \vec{E} = \frac{Q}{r^3} \left(\gamma_u - \frac{1}{\gamma_u} \right) (2 - 3 \sin^2 \psi) \quad (5.1)$$

$$\vec{\nabla} \cdot \vec{B} = 0 \quad (5.2)$$

$$\vec{\nabla} \times \vec{E} + \frac{1}{c} \frac{\partial \vec{B}}{\partial t} = 0 \quad (5.3)$$

$$\vec{\nabla} \times \vec{B} - \frac{1}{c} \frac{\partial \vec{E}}{\partial t} = \frac{Q \vec{\beta}_u}{r^3} \left(\gamma_u - \frac{1}{\gamma_u} \right) (2 - 3 \sin^2 \psi) \quad (5.4)$$

The electric field divergence equation and the Ampère law-like equation are not covariant, the covariance breaking terms being of $O(\beta_u^4)$ in the first case and of $O(\beta_u^5)$ in the second.

Actually, however, all predictions concerning intercharge forces in classical electrodynamics are contained in the single equation (1.2) that gives directly the force on a test charge for an arbitrary position, velocity and acceleration of the source charge. These include: Coulomb's law, the Biot-Savart law, the Lorentz force equation and the mechanical effects of the Faraday-Lenz law (5.3). All of the equations (5.1)-(5.4) as well as the definitions (3.19) and (3.20) of electric and magnetic fields are derived from simple mathematical substitutions en route to derive (1.2) from the postulates described in the Introduction. Thus Eqns(5.1)-(5.4) contain no information on inter-charge forces not already contained in Eqn(1.2). For example. (5.2) and (5.3), which are the same as the corresponding Maxwell equations (4.2) and (4.3), follow immediately as 3-vector identities from the definitions of the electric and magnetic fields. Note also that Eqn(5.4) contains Maxwell's famous and mysterious 'displacement current' term $\partial \vec{E}/c\partial t$ which is a direct consequence of (5.1) given given (3.79) and (4.20). In fact (5.4) may be derived from (5.1) –it is not an independent equation. This conclusion is equally valid for the CEM force fields.

When $u \rightarrow 0$, $\gamma_u \rightarrow 1$ Eqn(5.1) reduces to the usual electric field divergence equation (4.1). Since Coulomb's law is the basic physical postulate of RCED, there is no difference between CEM and RCED as far as electrostatics is concerned. The same is true for magnetostatics when only forces between neutral conductors carrying steady currents are considered and corrections of $O(\beta^2)$ and higher are neglected. The new feature of RCED is that nominally neutral conductors will, according to Eqn(3.3), have a small transverse electric field corresponding to an effective charge $\simeq -|e|\beta_u^2$ for each conduction electron where e is the electron charge, and a longitudinal electric field corresponding to an effective charge $\simeq +|e|\beta_u^2$ for each conduction electron. This is because the magnitudes of the effective source charges for transverse (longitudinal) fields are greater (less) than those of the positive ions (assumed to be essentially at rest) in the bulk matter of the conductor. On averaging over the angle of the electric field relative to that of the source current there is a net charge of $\simeq -|e|\beta_u^4$ per conduction electron. Experimental evidence for a transverse field $\simeq \beta_u^2$ in the neighbourhood of a superconducting coil was already published some three decades ago [26]. At the time, no theoretical explanation for the effect observed was known.

It is important to stress that, since the force due to an electric field on a test charge does not depend on the velocity of the latter, these small residual electric fields in magnetostatics have no mechanical effect on neutral systems. In particular, the very stringent limits on the neutrality of atoms or molecules [27, 28], by detecting any force to which they are subjected in strong electric fields, are not affected by the existence of these fields.

In summary, all the purely mechanical effects of classical electromagnetism –including relativistic corrections to all orders in β , are given by the single equation (1.2) which contains information solely on the relative spatial positions and velocities of the interacting charges –no fields. As discussed at length in Reference [1], according to quantum electrodynamics, these forces are produced by the exchange of space-like virtual photons between the charges. The corresponding interaction is instantaneous –not retarded– in the centre of mass frame of the charges. However these phenomena are, by far, not the whole content of classical or quantum electrodynamics. It remains to describe radiative processes in which, according to quantum electrodynamics, real photons are created, prop-

agated and destroyed. It is in this sector that both the utility of Maxwell's equations and the physical meaning of the fields or potentials that they contain will become evident as well as any shortcomings in their application. Contrary to the description of mechanical effects, fully described by Eqn(1.2), for which the field concept is inessential, the route followed for the classical description of radiative processes will be the well-trodden one of 19th Century physics –identification of a suitable partial differential equation to describe a physical system, solution of the equation subject to certain boundary conditions and the physical interpretation of the solutions found. For this programme, the concepts of potentials and fields (although not necessarily classical ones in the sense of Eqn(3.56)) are of fundamental importance.

To distinguish the fields and potentials in the following discussion from the force fields and associated potentials considered hitherto, roman characters will be used. The analysis is based on the following definitions and differential equations, which are first presented in full, and subsequently discussed:

$$\vec{E} \equiv -\vec{\nabla}A_0 - \frac{1}{c} \frac{\partial \vec{A}}{\partial t} \quad (5.5)$$

$$\vec{B} \equiv \vec{\nabla} \times \vec{A} \quad (5.6)$$

$$\rho^*(\vec{x}_J^*) \equiv \frac{1}{V_R(\vec{x}_J^*)} \sum_{i \in R} Q_i \quad (5.7)$$

$$J(\vec{x}_J, t) \equiv (\gamma_u \rho^*; \gamma_u \vec{\beta}_u \rho^*) = \frac{u \rho^*}{c} \quad (5.8)$$

$$\vec{\nabla} \cdot \vec{A} + \frac{1}{c} \frac{\partial A_0}{\partial t} = 0 \quad (5.9)$$

$$\vec{\nabla} \cdot \vec{E} = 4\pi J_0 \quad (5.10)$$

$$\vec{\nabla} \times \vec{B} - \frac{1}{c^2} \frac{\partial \vec{E}}{\partial t} = 4\pi \vec{J} \quad (5.11)$$

All fields, potentials and currents are defined in the frame S where the source and test charges are in motion, whereas the electric charge density in Eqn(5.7) is defined in the frame S* in which the source charges Q_i are at rest. $V_R(\vec{x}_J^*)$ is the volume of a small region, R , at \vec{x}_J^* containing the discrete charges Q_i . Eqns(5.5) and (5.6) are the conventional covariant definitions of electric and magnetic fields in terms of the 4-vector potential, while (5.8) defines the 4-vector current density, J . The 4-vector potential, A , will be obtained as a solution of the Maxwell equations with sources (5.10) and (5.11), and is also assumed, initially, to satisfy the Lorenz condition (5.9). The latter is conventionally presented as a particular choice of gauge (Lorenz gauge [8]) for the definition of A . However, as shown in [1], for the RCED force field potentials in (3.49) and (3.50), this formula is an identity following from the relation (4.36) connecting spatial and temporal partial derivatives. It may be noted that the magnetic field divergence equation and the Faraday-Lenz law, that follow as 3-vector identities from (5.6) and (5.5) respectively, do not appear in the following discussion. This may be contrasted with the discussion of 'electromagnetic waves' based on the free-space Maxwell equations in Section 4.

As is well known [29], after expressing (5.10) and (5.11) in terms of A with the aid of (5.5) and (5.6), the Lorenz condition (5.9) may be used to eliminate \vec{A} in (5.10) or A_0 in

(5.11) so as to yield the inhomogeneous d'Alembert equations:

$$\nabla^2 A_0 - \frac{1}{c^2} \frac{\partial^2 A_0}{\partial t^2} = -4\pi J_0 \quad (5.12)$$

$$\nabla^2 \vec{A} - \frac{1}{c^2} \frac{\partial^2 \vec{A}}{\partial t^2} = -4\pi \vec{J} \quad (5.13)$$

The particular solutions, in the frame S, of these equations are [30]:

$$A_\mu(\vec{x}_q, t) = \int dt' \int d^3x_J(t') \frac{J_\mu(\vec{x}_J(t'), t')}{|\vec{x}_q - \vec{x}_J(t')|} \delta(t' + \frac{|\vec{x}_q - \vec{x}_J(t')|}{c} - t) \quad (5.14)$$

The delta-function in (5.14) ensures that all quantities on the right side of the equation are evaluated at the retarded time t' given by

$$t' = t - \frac{|\vec{x}_q - \vec{x}_J(t')|}{c} \equiv t - \frac{r_J}{c} \quad (5.15)$$

As in the previous discussion, the particular case of a single source charge will now be considered. For such a charge, situated at $\vec{x}_Q(t')$, the current density in (5.8) becomes

$$J_Q(\vec{x}_J(t'), t') = \frac{Qu}{c} \delta(\vec{x}_J(t') - \vec{x}_Q(t')) \quad (5.16)$$

Substituting (5.16) in (5.14) and integrating over \vec{x}_J give ¹¹

$$A_\mu(\vec{x}_q, t) = \frac{Qu_\mu}{c} \int dt' \frac{\delta(t' - t'_Q)}{|\vec{x}_q - \vec{x}_Q(t')|} \quad (5.17)$$

where

$$t'_Q = t - \frac{|\vec{x}_q - \vec{x}_Q(t'_Q)|}{c} \equiv t - \frac{r}{c} \quad (5.18)$$

The components of the 4-vector A_μ are then given by (5.17) and (5.18) as:

$$(A_0; \vec{A}) = \left(\frac{Q\gamma_u}{r} \Big|_{t'=t'_Q}; \frac{Q\gamma_u \vec{\beta}_u}{r} \Big|_{t'=t'_Q} \right) \quad (5.19)$$

Substituting (5.19) into (5.5) and (5.6) and evaluating the derivatives as shown in Appendix C gives the following results for the electric and magnetic fields corresponding to $A_\mu(\vec{x}_q, t)$:

$$\vec{E}(\vec{x}_q, t) = \frac{Q\gamma_u}{(1 - \hat{r} \cdot \vec{\beta}_u)} \left[\frac{[\hat{r} - \vec{\beta}_u(\hat{r} \cdot \vec{\beta}_u)]}{r^2} - \gamma_u^2 \frac{[\dot{\vec{\beta}}_u - \dot{\beta}_u \beta_u \hat{r}]}{cr} \right]_{t'=t'_Q} \quad (5.20)$$

$$\vec{B}(\vec{x}_q, t) = \frac{Q\gamma_u}{(1 - \hat{r} \cdot \vec{\beta}_u)} \left[\frac{\vec{\beta}_u \times \hat{r}}{r^2} + \frac{\gamma_u^2 \dot{\vec{\beta}}_u \times \hat{r}}{cr} \right]_{t'=t'_Q} \quad (5.21)$$

¹¹The notation specifying the space-time point at which the potential is evaluated $A_\mu(\vec{x}_q, t)$ does not imply that A_μ is a 'classical' field in the sense of Eqn(3.56) where x_q, y_q, z_q and t are independent variables. In virtue of the definition of r in (5.18), x_q and t are not independent variables. c.f. Eqns(C7), (C8) and (C15) of Appendix C.

The dotted symbols in these equations denote derivatives with respect to t' and $\hat{r} \equiv \vec{r}/r$. The first terms on the right sides of (5.20) and (5.21), with dependence $1/r^2$, are retarded force fields. Note that, apart from the common factor $1/(1 - \hat{r} \cdot \vec{\beta}_u)$ and the retarded time argument these are the same as the RCED force fields (3.5) and (3.6). They are quite different from the CEM force fields with retarded time arguments [31, 32] derived from the retarded Liénard-Wiechert potentials [16] of a point charge:

$$A_0(LW) = \left. \frac{Q}{r(1 - \hat{r} \cdot \vec{\beta}_u)} \right|_{t'=t'_Q} \quad (5.22)$$

$$\vec{A}(LW) = \left. \frac{Q\vec{\beta}_u}{r(1 - \hat{r} \cdot \vec{\beta}_u)} \right|_{t'=t'_Q} \quad (5.23)$$

The reason for this difference will be discussed at the end of the present section.

As is well known, the second terms on the right sides of (5.20) and (5.21) with $1/r$ dependence, each proportional to the acceleration of the source charge, give the classical description of radiative processes, that is the production and propagation of real photons. Equation (5.18) predicts that these real photons propagate in free space at the speed c . It will be shown below that the corresponding potential and fields A_{rad} , E_{rad} and B_{rad} are closely related (and, in fact, equivalent to) the quantum mechanical amplitude for the production of one or more real photons by the accelerated source charge.

As pointed out Reference [1], QED predicts that the force fields, associated uniquely with the exchange of space-like virtual photons, are instantaneous, so that the force fields in (5.20) and (5.21), corresponding to photons propagating at the speed c , are not consistent with this requirement of QED or the known kinematical properties of space-like virtual photons. There are also inconsistent with experiment [2, 3].

For the further consideration of the radiation fields it will be assumed for definiteness that the source charge undergoes simple harmonic motion of frequency $\omega/(2\pi)$ parallel to the x-axis, so that it constitutes a system of fixed orientation with a harmonically varying dipole moment:

$$\vec{p}(t'_Q) = Q\vec{x}_Q(t') = \vec{p}_0 e^{-i\omega t'_Q} \quad (5.24)$$

It follows from (5.24) that:

$$\frac{Q\dot{\vec{\beta}}_u}{c} = -k^2 \vec{p} \quad (5.25)$$

where $k \equiv \omega/c \equiv 2\pi/\lambda$, where λ is the ‘wavelength’ of the radiated photons. Substituting (5.25) in (5.20) and (5.21) gives the following expressions for the radiation fields:

$$\vec{E}_{rad}(\vec{x}_q, t) = \left[\frac{k^2 \gamma_u^3}{r(1 - \hat{r} \cdot \vec{\beta}_u)} (\vec{p} - \beta_u p \hat{r}) \right]_{t'=t'_Q} \quad (5.26)$$

$$\vec{B}_{rad}(\vec{x}_q, t) = \left[-\frac{k^2 \gamma_u^3 (\vec{p} \times \hat{r})}{r(1 - \hat{r} \cdot \vec{\beta}_u)} \right]_{t'=t'_Q} \quad (5.27)$$

where $\vec{p} = \hat{p}p$. In the non-relativistic limit, $\beta_u \ll 1$, these equations simplify to:

$$\vec{E}_{rad}(\vec{x}_q, t) = \frac{k^2 \vec{p}_0 e^{-i\omega t'_Q}}{r} \quad (5.28)$$

$$\vec{B}_{rad}(\vec{x}_q, t) = -\frac{k^2(\vec{p}_0 \times \hat{r})}{r} e^{-i\omega t'_Q} \quad (5.29)$$

The spatial amplitude of the harmonic oscillations is given by $|x_Q| = |\beta_u|/k = \lambda|\beta_u|/(2\pi)$. Imposing the ‘far zone’ condition $r \gg |x_Q|$ then implies that

$$\frac{r}{\lambda} \gg \frac{|x_Q|}{\lambda} = \frac{|\beta_u|}{2\pi} \quad (5.30)$$

If, in addition, $|x_Q| \ll \lambda$, the non-relativistic limit condition $\beta_u \ll 1$ is automatically satisfied. In the far zone the t' dependence of r in (5.28) and (5.29) is negligible. The condition (5.30) together with $|x_Q| \ll \lambda$ prescribe the conditions for ‘dipole radiation’ where the produced real photons are observed in the far zone.

The time-averaged photon energy flux dP radiated into solid angle $d\Omega$ in the direction \hat{r} is given by the Poynting vector as [33, 34]¹²:

$$\begin{aligned} \frac{dP}{d\Omega} &= \frac{c}{8\pi} \mathcal{R}e[r^2 \hat{r} \cdot (\vec{E}_{rad} \times \vec{B}_{rad}^*)] = \frac{ck^4}{8\pi} [\hat{r} \cdot (\vec{p}_0 \times (\hat{r} \times \vec{p}_0))] \\ &= \frac{ck^4}{8\pi} [|p_0|^2 - |p_0 \cdot \hat{r}|^2] = \frac{ck^4}{8\pi} |p_0|^2 \sin^2 \psi \end{aligned} \quad (5.31)$$

This is the usual formula [35] for the energy flux per unit solid angle in dipole radiation. Note however that the electric radiation field (5.28) differs from the conventional one in that it is *not* transverse to the direction \hat{r} but is instead parallel to the direction of the oscillating dipole moment. The magnetic field in (5.29) is however perpendicular to both \hat{r} and \vec{p} as in the conventional treatment.

At sufficiently large distances from the dipole source only one or zero photons are expected to be observed in a spatial volume $dV = dS dr$, where dS is an area element perpendicular to \vec{r} . The probability to observe two or more photons, though non-vanishing, is then much less than that to observe only one. As already pointed out in Ref. [36], in these circumstances, ‘inverse correspondence’ gives a connection between the classical and quantum mechanical descriptions of radiative processes involving real photons. In particular, Eqn(5.31) may be directly related to the quantum mechanical description of dipole radiation. Since $d\Omega = r^2 dS$, Eqn(5.31) may be written as:

$$\frac{dP}{dS} = \frac{c}{8\pi} \frac{k^4 |p_0|^2 \sin^2 \psi}{r^2} = c \bar{\rho}_\gamma(\vec{r}) E_\gamma \quad (5.32)$$

where $\bar{\rho}_\gamma(\vec{r})$ is the time averaged number density of photons, each with energy E_γ . Thus

$$\bar{\rho}_\gamma(\vec{r}) = \frac{k^4 |p_0|^2 \sin^2 \psi}{8\pi r^2 E_\gamma} = \frac{|B_{rad}|^2}{8\pi E_\gamma} \quad (5.33)$$

The equality of the first and last members of (5.33) was previously noted, [36], for the case of a plane electromagnetic wave. For sufficiently large values of r , $\bar{\rho}_\gamma(\vec{r}) dV$ becomes, to a very good approximation, the probability that a photon is observed in the volume element dV at \vec{r} at any instant for which the backward light cone of the field point at the source overlaps the latter during its phase of continuous oscillation. In this case $\bar{\rho}_\gamma(\vec{r}) = |\Psi(\vec{r})|^2$

¹²In Eqn(5.30) the star superscript on \vec{B}_{rad} denotes complex conjugation, not the frame.

where $\Psi(\vec{r})$ is the quantum probability amplitude (conventionally called a ‘wavefunction’) for detection of a photon at \vec{r} . Indeed, even the detailed time structure of the photon detection events is already implicit in the classical calculation.

Taking the square root of (5.33) and inserting the harmonic time dependence of B_{rad} from Eqn(5.29), and using (5.18) gives, for the quantum probability amplitude:

$$\begin{aligned}\Psi(\vec{r}, t, t_0) &= \frac{\mathcal{M}_\gamma}{r} \exp[-i\omega(t_\gamma - t_0)] \\ &= \frac{\exp[-i(\omega(t - t_\gamma) - kr)]}{r} \mathcal{M}_\gamma \exp[-i\omega(t - t_0 - \frac{r}{c})] \\ &= \langle \vec{x}_q, t | \gamma | \vec{x}_Q, t_\gamma \rangle \mathcal{M}_\gamma \langle t_\gamma | Q | t_0 \rangle\end{aligned}\quad (5.34)$$

where

$$\mathcal{M}_\gamma \equiv \frac{k^2 |p_0| \sin \psi}{\sqrt{8\pi E_\gamma}} \quad (5.35)$$

The last line of Eqn(5.34) has the structure of a time-ordered Feynman path amplitude [37]. The rightmost amplitude in (5.34) is the temporal propagator of the oscillating source charge from the time t_0 , at which harmonic motion starts, to the time, t_γ , at which the detected photon is created. The time-independent amplitude \mathcal{M}_γ is that for photon creation, while the first amplitude on the right side of (5.34) is the space-time propagator of the photon between its production and detection points. Note that since $r/(t - t_\gamma) = c = \omega/k$ the argument of the exponential in the photon propagator vanishes, so that the latter is simply $1/r$. It can be seen that the phase of the probability amplitude, of no relevance for calculation of the photon flux, but essential for the description of quantum interference phenomena, is uniquely that associated with the source charge [38, 37].

It is instructive to compare Eqn(5.33) with the similar formula describing photon production by atomic dipole radiation [39]:

$$\bar{\rho}_\gamma(\vec{r}) = \frac{k^4 |\langle B | p_{BA} | A \rangle|^2 \sin^2 \psi}{8\pi^2 r^2 E_\gamma} \quad (5.36)$$

This quantum mechanical formula is obtained from the classical formula (5.33) by the replacement

$$p_0 \rightarrow \frac{\langle B | p_{BA} | A \rangle}{\sqrt{\pi}}$$

where p_{AB} is the quantum mechanical electric dipole operator associated with the transition between the atomic states A and B . The probability amplitude corresponding to (5.34) for the case of spontaneous decay of an excited atom can be found in Ref [37], it is:

$$\Psi(\vec{r}, t, t_0) = \frac{\mathcal{M}_0}{r} \exp[-i(\omega - \frac{1}{2\tau_A})(t - t_0 - \frac{r}{c})] \quad (5.37)$$

Here t_0 is the time of production of the excited atom in the state A and τ_A is the mean lifetime of the state A . In this case:

$$E_A - E_B = E_\gamma = \hbar\omega \quad (5.38)$$

and, from Eqn(5.36):

$$\mathcal{M}_0 = \frac{E_\gamma^{\frac{3}{2}} \langle B | p_{BA} | A \rangle \sin \psi}{\sqrt{8\pi} \hbar^2 c^2} \quad (5.39)$$

In deriving the d'Alembert equations (5.12) and (5.13), of which (5.19) is the solution, the Lorenz condition (5.9) was assumed. It is of interest to check the *a posteriori* validity of (5.9) by direct substitution in it of the solution (5.19). It is shown in Appendix C that this gives, for the two terms on the left side of the Lorenz condition:

$$\vec{\nabla} \cdot \vec{A} = \left[-\frac{Q\gamma_u}{1 - \hat{r} \cdot \vec{\beta}_u} \left\{ \frac{\hat{r} \cdot \vec{\beta}_u}{r^2} + \frac{[\hat{r} \cdot \dot{\vec{\beta}}_u + \gamma_u^2 \beta_u (\hat{r} \cdot \vec{\beta}_u) \dot{\beta}_u]}{cr} \right\} \right]_{t'=t'_Q} \quad (5.40)$$

$$\frac{1}{c} \frac{\partial A_0}{\partial t} = \left[\frac{Q\gamma_u}{1 - \hat{r} \cdot \vec{\beta}_u} \left\{ \frac{\hat{r} \cdot \vec{\beta}_u}{r^2} + \frac{\gamma_u^2 \beta_u \dot{\beta}_u}{cr} \right\} \right]_{t'=t'_Q} \quad (5.41)$$

Adding (5.40) and (5.41):

$$\vec{\nabla} \cdot \vec{A} + \frac{1}{c} \frac{\partial A_0}{\partial t} = \left[\frac{Q\gamma_u}{cr} \left\{ \gamma_u^2 \beta_u \dot{\beta}_u - \frac{\hat{r} \cdot \dot{\vec{\beta}}_u}{1 - \hat{r} \cdot \vec{\beta}_u} \right\} \right]_{t'=t'_Q} \quad (5.42)$$

Thus, the terms in the Lorenz condition associated with a constant source velocity verify it as an identity in the same way as the instantaneous potentials (3.104), (3.105) corresponding to the RCED force fields of a uniformly moving charge. However, the terms containing derivatives of the source velocity, and so associated with the radiative fields, do not respect the condition. Thus, although (5.9) was assumed to be valid to derive (5.12) and (5.13), the Lorenz condition holds only for the force fields, not the radiative ones. For simple harmonic motion of the source according to (5.24), and taking the non-relativistic limit $\beta_u \rightarrow 0$, (5.42) simplifies to:

$$\vec{\nabla} \cdot \vec{A} + \frac{1}{c} \frac{\partial A_0}{\partial t} = \frac{k^2 p}{r} \quad (5.43)$$

In this limit the term on the right side of this equation comes only from the $\vec{\nabla} \cdot \vec{A}$ term on the left side.

Since (5.19) and (5.24) give, in the non-relativistic limit:

$$\vec{A} = iA = -\frac{ik\vec{p}}{r} = -\frac{i\hat{k}p}{r} \quad (5.44)$$

it follows from (5.43) and (5.44) that that:

$$\vec{\nabla} \cdot \vec{A} = ikA = i|\vec{k}||\vec{A}| \quad (5.45)$$

It is common in text books on quantum mechanics or quantum field theory to associate \vec{A} with the polarisation vector, $\vec{\epsilon}$ of a free photon with wave number \vec{k} [40, 41]:

$$\vec{A} \simeq \vec{\epsilon} \exp[i(\vec{k} \cdot \vec{x} - \omega t)] \quad (5.46)$$

This equation gives:

$$\vec{\nabla} \cdot \vec{A} \simeq i\vec{k} \cdot \vec{\epsilon} \exp[i(\vec{k} \cdot \vec{x} - \omega t)] \quad (5.47)$$

Conventionally it is assumed that Gauge Invariance allows the choice $\vec{\nabla} \cdot \vec{A} = 0$ ('Coulomb gauge'). It then follows from (5.47) that $\vec{k} \cdot \vec{\epsilon} = 0$ so that the polarisation vector is

transverse to the direction of propagation \hat{k} of the photon. In fact (5.45)-(5.47) give instead:

$$\vec{k} \cdot \vec{\epsilon} = |\vec{k}| |\vec{\epsilon}| \quad (5.48)$$

i.e. $\vec{\epsilon}$ is *parallel* to \vec{k} if the ansatz (5.46) is assumed. Two remarks are in order:

- (i) In the non-relativistic limit discussed above, Eqn(5.43) shows that $\vec{\nabla} \cdot \vec{A} \neq 0$, so that the RCED calculation is not consistent with Coulomb gauge $\vec{\nabla} \cdot \vec{A} = 0$.
- (ii) The phase of \vec{A} originates in the propagator of the photon source –it is not that of the ‘wavefunction of the photon’ as the identification (5.46) suggests. If the ‘polarisation vector of the photon’ is to be associated with \vec{A} then it is neither perpendicular to \hat{k} nor parallel to it, but as is clear from (5.44), parallel to the direction of the dipole source. Thus neither the usual identification of \vec{A} with the ‘photon wavefunction’ according to Eqn(5.46) nor the assumed validity of the condition $\vec{\nabla} \cdot \vec{A} = 0$ are tenable hypotheses in RCED.

In order to now discuss the space-time transformation properties of the radiation fields it is convenient to associate the frame S^* with the one in which the average velocity, due to its simple harmonic motion, of the oscillating charge, vanishes. The frame S then moves with constant velocity $c\beta_u$ along the x-axis. Assuming the geometry of Fig.1, the radiation fields of (5.26) and (5.27) can then be written, in the frames S and S^* , as:

$$\vec{E}_{rad}(\vec{x}_q, t) = \frac{k^2 \gamma_u^3 p}{r} \left[\hat{i} - \hat{j} \frac{\beta_u \sin \psi}{1 - \beta_u \cos \psi} \right] \quad (5.49)$$

$$\vec{B}_{rad}(\vec{x}_q, t) = -\frac{\hat{k} k^2 \gamma_u^3 p \sin \psi}{r(1 - \beta_u \cos \psi)} \quad (5.50)$$

$$\vec{E}_{rad}^*(\vec{x}_q, t) = \hat{i} \frac{(k^*)^2 p^*}{r} \quad (5.51)$$

$$\vec{B}_{rad}^*(\vec{x}_q, t) = -\frac{\hat{k} (k^*)^2 p^* \sin \psi^*}{r} \quad (5.52)$$

It is assumed in these equations that:

$$\beta_u \gg \frac{kp}{Q} \quad (5.53)$$

so that the velocity of the charge due to its simple harmonic motion has been neglected as compared to $c\beta_u$

If (5.49) and (5.50) are substituted in (5.31), in order to calculate the photon energy flux per unit solid angle in the frame S , it is found that:

$$\frac{dP}{d\Omega} = \frac{ck^4 \gamma_u^6 |p_0|^2 \sin^2 \psi}{8\pi(1 - \beta_u \cos \psi)^2} \quad (5.54)$$

which may be compared to the result (5.30) previously calculated for the frame S^* :

$$\frac{dP^*}{d\Omega^*} = \frac{c(k^*)^4 |p_0|^2 \sin^2 \psi^*}{8\pi} \quad (5.55)$$

Eqn(5.54) may be checked by direct transformation of the differential energy flux (5.55) in the frame S^* into the frame S . Noting that $dP^* = dn_\gamma E_\gamma^*$ where dn_γ is the photon flux in the solid angle element $d\Omega^*$ and E_γ^* is the photon energy, and assuming that the flux of photons is conserved in the transformation from the frame S^* to the frame S , the energy flux in the frame S is given by (5.55) as:

$$\frac{dP}{d\Omega} = \frac{ck^4|p_0|^2 \sin^2 \psi}{8\pi} \left(\frac{k^*}{k}\right)^4 \left(\frac{\sin \psi^*}{\sin \psi}\right)^2 \left(\frac{E_\gamma}{E_\gamma^*}\right) \frac{d\Omega^*}{d\Omega} \quad (5.56)$$

The oscillating electric dipole, as viewed in the frame S , constitutes a moving clock whose observed frequency is slowed down by the relativistic time dilatation effect. In consequence $p = p_0 \exp(-i\omega t') = p_0 \exp(-i\omega^* t'/\gamma_u)$ whereas $p^* = p_0 \exp(-i\omega^* t^*)$. It follows that:

$$k = \frac{\omega}{c} = \frac{\omega^*}{\gamma_u c} = \frac{k^*}{\gamma_u} \quad (5.57)$$

The kinematics of massless photons gives the relations:

$$\frac{\sin \psi^*}{\sin \psi} = \frac{E_\gamma}{E_\gamma^*} = \frac{1}{\gamma_u (\cos \psi_u - \beta_u)} \quad (5.58)$$

and

$$\cos \psi^* = \frac{\cos \psi - \beta_u}{1 - \beta_u \cos \psi} \quad (5.59)$$

Differentiating (5.59) gives:

$$\frac{d\Omega^*}{d\Omega} = \frac{d \cos \psi^*}{d \cos \psi} = \frac{1}{\gamma_u^2 (1 - \beta_u \cos \psi)^2} \quad (5.60)$$

Combining (5.56)-(5.60) gives:

$$\frac{dP}{d\Omega} = \frac{ck^4|p_0|^2 \sin^2 \psi}{8\pi \gamma_u (\cos \psi_u - \beta_u)^3 (1 - \beta_u \cos \psi)^2} \quad (5.61)$$

which is markedly different from the prediction (5.54) given by the Poynting vector of the radiation fields in the frame S . Evidently the formula (5.30) relating the photon energy flux to the Poynting vector is only valid, as a non-relativistic approximation, in the frame S^* , where good agreement is found with the analogous quantum mechanical predictions in (5.34) or (5.36).

The incompatibility between the solution (5.19) of the d'Alembert equations (5.12) and (5.13) with the retarded Liénard-Wiechert (LW) potentials (5.22) and (5.23) will now be discussed. Inverting the order of the space and time integrations in (5.14)¹³, it may be written as:

$$A_\mu(\vec{x}_q, t) = \int d^3x_J(t') \int dt' \frac{J_\mu(\vec{x}_J(t'), t')}{|\vec{x}_q - \vec{x}_J(t')|} \delta(t' + \frac{|\vec{x}_q - \vec{x}_J(t')|}{c} - t) \quad (5.62)$$

¹³In Section 6.6 of Ref. [5], describing Green function solutions of the inhomogeneous d'Alembert Equation, the temporal and spatial integrals are nested as in Eqn(5.14) above. Elsewhere in the book, where radiative effects were discussed (Eqn(9.2) of Section 9.11) the order was inverted to correspond to that of Eqn(5.62) above. This ordering was also implicit in the discussion of radiation from moving charges in Chapter 14, where, in a derivation of the LW potentials using a covariant relativistic notation, the δ -function transformation (5.63) was employed to obtain the retarded potentials (5.22) and (5.23) above.

The property of the Dirac δ -function:

$$\delta[f(x)] = \frac{\delta(x - x_0)}{\left| \frac{\partial f(x)}{\partial x} \right|_{x=x_0}} \quad (5.63)$$

where $x = x_0$ is the solution of the equation $f(x) = 0$ may be used to rewrite (5.62) as:

$$A_\mu(\vec{x}_q, t) = \int d^3x_J(t') \int dt' \frac{J_\mu(\vec{x}_J(t'), t')}{|\vec{x}_q - \vec{x}_J(t')|(1 - \hat{r}_J \cdot \vec{\beta}_J)} \delta(t' - t'_J) \quad (5.64)$$

where

$$\hat{r}_J = \frac{\vec{x}_q - \vec{x}_J(t'_J)}{|\vec{x}_q - \vec{x}_J(t'_J)|}, \quad \vec{\beta}_J = \frac{1}{c} \frac{d\vec{x}_J}{dt'} \quad (5.65)$$

and

$$t'_J = t - \frac{|\vec{x}_q - \vec{x}_J(t'_J)|}{c} \quad (5.66)$$

Performing the integral over t' gives:

$$A_\mu(\vec{x}_q, t) = \int d^3x_J(t'_J) \frac{J_\mu(\vec{x}_J(t'_J), t'_J)}{|\vec{x}_q - \vec{x}_J(t'_J)|(1 - \hat{r}_J \cdot \vec{\beta}_J)} \quad (5.67)$$

Specialising to the case of a point charge by substituting in (5.67) the current density of (5.16) then gives:

$$A_\mu(\vec{x}_q, t) = \frac{Qu_\mu}{cr(1 - \hat{r}_J \cdot \vec{\beta}_J)} \Big|_{t'=t'_Q} \quad (5.68)$$

These potentials differ from the LW ones in (5.22) and (5.23) by only an overall factor γ_u . The derivation of the retarded potential just given is essentially the same as that of Jackson [31]. Integrating first over d^3x_J and then over t' as in (5.14) then apparently gives a result quite different to (5.62) where the order of integration is reversed. The problem is complicated by the fact that the region of non-zero charge density is in motion, and that for the case of a point charge, because of the relation (5.18) the integrals over time and spatial position are not independent. The factor $1/(1 - \hat{r}_J \cdot \vec{\beta}_J)$ resulting from the manipulation of the δ -function in the time integral of (5.62) has the effect of multiplying this integral by the ratio of the times for which the region of non-zero charge density lies on the backward light cone of the test charge, when the latter is in motion, or at rest. To see this, consider the simple case in which $\vec{\beta}_J$ is parallel to \hat{r}_J , so that the source charge is moving directly towards the test charge. Suppose the the region of non-zero charge density extends for the distance ℓ parallel to \hat{r}_J and that the source charge moves towards the test charge with with velocity $c\beta_u$. The distance over which the backward light cone of the test charge overlaps the moving charge distribution is then $L = \ell/(1 - \beta_u)$, so that¹⁴:

$$\frac{\text{light cone overlap in motion}}{\text{light cone overlap at rest}} = \frac{\ell/(1 - \beta_u)}{\ell} = \frac{1}{1 - \hat{r}_J \cdot \vec{\beta}_J} \quad (5.69)$$

Thus (5.68) and the LW potentials suggest that the magnitude of the potential of a moving charge is just proportional to the overlap distance (or time) of the distribution with the

¹⁴For the generalisation of this calculation to the case of motion with $\vec{\beta}_J$ and \hat{r}_J non-parallel, see Ref. [42].

backward light cone of the field point at which the potential is evaluated. This does not however take into account the effective charge density of the moving distribution. The average charge density over the light cone overlap region of the charges in motion is *less* in the ratio $\ell/L = (1 - \beta_u)$ than when the charges are at rest. This exactly cancels the effect of the increased overlap distance or time. That this is the right result, so that (5.19) is correct and (5.22), (5.23) and (5.68) are wrong, becomes quite clear on examining closely the derivation of the LW potentials given by Feynman in his ‘Lectures on Physics’ [43]. Because this is a very transparent derivation, the error which is made, once it is pointed out, is also very transparent!

Feynman’s analysis of the problem of retarded potentials is illustrated in Fig.4. A rectangular block of charge of uniform density moves towards the field point, which is sufficiently far to the right that the variation of r_J may be neglected in evaluating the integral that gives the potential. The light front, F , moves across the charge distribution, sampling it. Each element of charge which is crossed by F gives a contribution to the potential. The depth of the block of charge is ℓ and, as above, F moves over the distance L while crossing the charge distribution. The passage of the front over the charge distribution takes time T . Following Feynman, the distance L is divided into bins of width w and the contribution to the potential of each bin is considered separately. In Fig.4 the dimensions and velocity u are chosen so that:

$$\ell = \frac{2L}{5}, \quad w = \frac{L}{5}$$

It then follows that $u = 3c/5$. In this figure, the positions of the charge distribution and the front F at times $T/5$, $2T/5$ respectively are shown. In Figs.4b,4d the front has crossed charge thicknesses of $0.4w, 0.8w$ respectively. The region crossed during the time $0 < t < T/5$ is shown by SW-NE¹⁵diagonal cross-hatching, that crossed in $T/5 < t < 2T/5$ by NW-SE diagonal cross-hatching. Thus the average charge density in each bin is reduced, in comparison with the situation when the charges are at rest, by 60%. Integrating over time, (5.15) then gives:

$$A_\mu = \frac{u_\mu S}{cr_J} \sum_{bins} w \bar{\rho}^* = \frac{u_\mu S L \bar{\rho}^*}{cr_J} \quad (5.70)$$

where S is the surface area of the charge distribution normal to its direction of motion and $\bar{\rho}^*$ is the average charge density. From the geometry of Fig.4a, $\bar{\rho}^* = 2\rho^*/5$ where ρ^* is the rest frame charge density. Since $L = 5\ell/2$ (5.70) gives:

$$A_\mu = \frac{u_\mu S \ell \rho^*}{cr_J} = \frac{u_\mu Q}{cr_J} \quad (5.71)$$

where Q is the total charge in the block. Allowing for the propagation time delay of the light front with respect to the time of the field point (5.71) agrees with Eqn(5.19) but not with (5.68) or the LW potentials in (5.22) and (5.23).

The contributions to the integral given by the first two bins, according to Feynman’s original calculation [43] are shown by the SW-NE and NW-SE diagonal hatching in Figs.4c and 4e respectively. The movement of the charge distribution is neglected, and with it

¹⁵The points of the compass: South-West (SW), North-East (NE), North-West (NW) and South-East (SE).

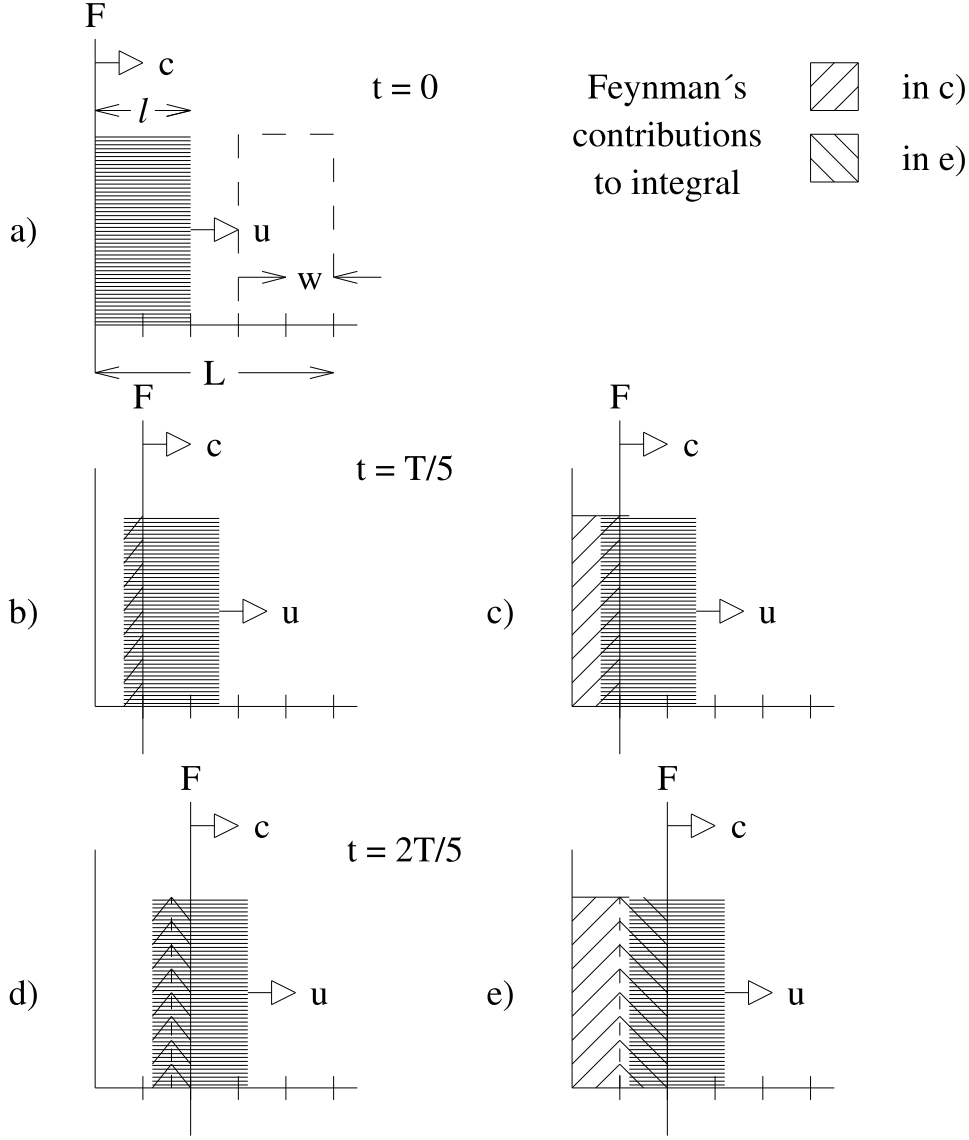


Figure 4: Feynman's method of calculating retarded potentials [43]. A uniform rectangular block of charge of length l moves to the right with speed v towards a distant field point. The light front, F , in causal connection with the field point, overlaps the block for a distance L and a time T . In a) F arrives at the front of the block. The position of the block when F overtakes it is shown dashed. b) and d) show the positions of F at times $t = T/5$ and $t = 2T/5$ respectively. The regions of the block sampled by F in the time intervals $0 < t < T/5$ and $T/5 < t < 2T/5$ are shown by the SW-NE and NW-SE cross-hatched areas, respectively. The similar crossed-hatched areas in c) and e) show the charge volumes assigned to the potential integral, during the same time intervals, in Feynman's calculation. See text for discussion.

the change in the effective charge density. Feynman's result is given by replacing $\bar{\rho}^*$ in (5.70) by ρ^* , the density of the charge distribution at rest. This gives a result consistent with (5.68), (5.22) and (5.23), but is evidently wrong, since charge elements are multiply counted during the passage of the light front. For example, a contribution to the integral is assigned proportional to the area of the cross-hatched region to the left of F in Fig.4c for $t \leq T/5$. However, inspection of Fig.4b, showing the actual geometrical configuration at $t = T/5$, shows that, because of the parallel motion of the charge distribution, F has not yet crossed any corresponding region of the distribution. In fact, careful inspection of Fig21-6(c) of Ref. [43] shows clearly that the contribution due to the passage of the light front over the first bin is overestimated. Only the region of the charge distribution to the left of the light front as shown in this figure has been sampled at this time, not the filled first bin of Fig21-6(b).

A graphic analogue of the sampling of the charge distribution by the moving light front as shown in Fig.4 was given in Ref. [44]. The conclusion drawn, however, was just the opposite of the correct one. The light front was compared to a group of census takers and the charge distribution to the population of a region. If the census takers move at a certain speed, counting the people they see every day then the relative populations of two regions with the same population density are in the ratio of the times taken by the census takers to cross the regions. If however, the populations are themselves migrating, this procedure will over- (or under-estimate) the true population depending on whether the migration of the population is with (or against) the direction of motion of the census takers. Instead of identifying (as they should have) the correct sampling of a charge distribution with the correct estimation of the population by the census takers, i.e. correcting for the effects of migration, the authors of Ref. [44] claimed instead that integral for the potential should instead be associated with the biased population estimates produced by neglect of the migration of the population!

A different and somewhat arcane 'derivation' of the LW potentials is presented in Ref. [32]. This employs the usually reliable method of expressing an equation valid in a particular reference frame in terms of 4-vectors, in order to obtain a covariant or invariant equation. Just this method was used to derive the Lagrangian (1.1) by the present author. It was noted that (in the notation of the present paper) the retardation condition (5.18) may be used to write the temporal component of A , in the frame S^* , as :

$$A_0 = \frac{Q}{c(t - t'_Q)} \quad (5.72)$$

It was then noted that the 4-vector:

$$A(LW) \equiv \frac{Qu}{x_{ret} \cdot u} \quad (5.73)$$

where

$$x_{ret} \equiv [c(t - t'_Q); \vec{x}_q - \vec{x}_Q(t'_Q)] \quad (5.74)$$

reduces to (5.72) in the rest frame, S^* , of the source charge. Eqn(5.73) gives exactly the LW potentials of (5.22) and (5.23). The overall factor γ_u in u cancels from the numerator and denominator of (5.73). This is certainly true. But it is equally true that the solution (5.19) of the d'Alembert equations (5.12) and (5.13) also gives the relation (5.72) in S^* . How then to choose? The potential in (5.19) has been derived from Maxwell equations and

the Lorenz condition, whereas (5.73) is simply an ansatz, curious, but with no necessary physical relevance.

6 Summary and Outlook

Intercharge forces and electric and magnetic force fields have been considered in three different inertial frames: S^* , where the ‘source charge’ Q is at rest and the ‘test charge’ q is in uniform motion, S , where both source and test charges are in uniform, parallel, motion, and S' , where the test charge is at rest and the source charge in uniform motion.

In Section 1, the equations of motion of two charges undergoing mutual electromagnetic interaction, as derived in Ref. [1] are recalled. These equations are obtained from only Coulomb’s law, special relativistic invariance and Hamilton’s Principle, without invoking any ‘force field’ concept. In accordance with the prediction of QED [1], the interaction is assumed to be instantaneous. The equations (1.2) and (1.3) provide a complete relativistic description of the motion in terms of the values of the charges, their masses, their velocities, and their instantaneous spatial separation.

The space-time transformation properties, between the frames S^* , S and S' , of the inter-charge forces given by (1.2) and (1.3), are discussed in Section 2 and presented in Eqns(2.5)-(2.7).

In Section 3, the transformation properties of electric and magnetic fields derived by use of the Lorentz force equation from (1.2) and (1.3), referred to as RCED (for Relativistic Classical Electro-Dynamics) fields, are compared to the corresponding fields of conventional Classical Electro-Magnetism (CEM). The RCED and CEM force fields are derived from the corresponding 4-vector potentials in Appendix A. Transformation laws between the frames S^* , S and S' are presented in (3.13)-(3.15) for the RCED fields and in (3.16)-(3.18) for the CEM fields. Similar equations relating transverse (to the direction of motion of the source charge) electric and magnetic fields, and transformation laws for magnetic fields, are found in the two cases. However, due to the relativistic treatment of the inter-charge separation vector in CEM (in RCED it is Lorentz invariant) no conclusions are possible, at this stage, concerning agreement between the transformation equations of RCED and CEM electric fields. To help clarify this issue, the conventional representation of electric and magnetic fields as elements of a second-rank antisymmetric tensor, $F^{\alpha\beta}$, is discussed. It is pointed out that the tensor space-time transformation law of $F^{\alpha\beta}$ in (3.36)-(3.40) requires that each component of $F^{\alpha\beta}$ be a classical field. That is, it must be a function of the field point coordinates x_q , y_q , z_q and the time t , each considered to be an independent variable. Direct calculation shows agreement between the transformation equations of transverse electric fields and magnetic fields for $F^{\alpha\beta}$ (assumed to be a ‘classical field’ in the sense explained above), RCED and CEM. Different results, however, are obtained for the transformation law of the longitudinal electric field (E_x) in RCED ($E'_x = (\gamma_u/\gamma_w)E_x$) and for $F^{\alpha\beta}$ ($E'_x = E_x$). The E_x transformation law for CEM is considered later, after critical examination of the standard treatment of relativistic effects in CEM.

The difference between the the E_x transformation laws of RCED and $F^{\alpha\beta}$ is easily understood as a consequence of the fact that neither the 4-vector potential, A , (of RCED or CEM) nor the electric and magnetic fields obtained from the defining equations (3.19) and (3.20) are ‘classical fields’ as far as their dependence on x_q and t is concerned. Due to the dependence of A and the fields on the inter-charge separation: $r = |\vec{x}_q - \vec{x}_Q(t)|$, the variables \vec{x}_q and t are not independent. In the case that the source charge moves parallel to the x-axis, the partial derivatives with respect to x_q and t are related according to Eqn(3.79). Furthermore, a discussion of the definition, as a $\Delta t = 0$ projection, of the intercharge separation, in the frames S^* , S and S , reveals it to be a Lorentz-invariant quantity: $r^* = r = r'$. $\psi^* = \psi = \psi'$. As a consequence, the x-coordinate partial derivatives are also invariant, as shown in Eqn(3.78), rather than transforming in a way that mixes spatial and temporal derivatives as in (3.33). Indeed the transformation law of (3.33) is valid only when x_q and t are independent variables. This is the case neither for RCED nor CEM. Application of the correct partial derivative relations (3.78) and (3.79) in the defining equations (3.19) and (3.20) of the electric and magnetic fields, using the 4-vector transformation properties of A in (3.81)-(3.84) verifies all the RCED force-field transformation laws. The agreement found for the transformation laws of transverse electric fields and magnetic fields for $F^{\alpha\beta}$, RCED and CEM is a consequence of the fact that only y_q partial derivatives occur in deriving them from A , and that y_q is (unlike x_q) an independent (classical) variable in the functional dependence of A , in all cases, as well as being invariant under the Lorentz transformation.

Finally, in Section 3, the claimed consistency of the E_x transformation law in (3.18) of CEM with that ($E'_x = E_x$) of $F^{\alpha\beta}$ is examined. The relativistic analysis purporting to demonstrate the ‘length contraction’ effect (3.93) is shown to be flawed because of the misinterpretation of Eqn(3.90) which actually relates a proper time to an apparent time, as in (3.99) or (3.101), as a relation connecting two proper times. Correcting the relativistic analysis it is found that the CEM electric field transformation laws (3.102) and (3.103) differ both from those of the classical fields $F^{\alpha\beta}$ and the RCED fields. The correct relativistic analysis also shows that the retarded LW potentials of CEM (unlike the instantaneous RCED ones) do not transform as a 4-vector.

In Section 4 the validity of the Maxwell Equations for the RCED and CEM force fields is investigated by direct substitution of the formulae (3.5)-(3.8) for these fields, in the frame S , in the Maxwell Equations. As an instructive preamble, hypothetical classical electric and magnetic fields $\vec{\mathcal{E}}$ and $\vec{\mathcal{B}}$ that, by hypothesis, satisfy the homogeneous free-space Maxwell Equations are first considered. The Lorentz covariance of these Maxwell Equations is demonstrated. For the electric field divergence equation and the Ampère law the covariance is demonstrated by direct Lorentz transformation of the fields from the frame S to S' . For the magnetic field divergence equation and the Faraday–Lenz law the covariance follows from the definitions of electric and magnetic fields in terms of the 4-vector potential in virtue of 3-vector identities, independently of the space-time functional dependence of the potential or the fields. This result holds for both the RCED and CEM force fields.

Maxwell’s derivation of wave equations for the classical fields $\vec{\mathcal{E}}$ and $\vec{\mathcal{B}}$ is also recalled. The derivation of the wave equation for the electric field assumes that Gauss’ law holds for the electric field. Gauss’ law for the magnetic field, used to derive the wave equation

for the magnetic field, is however, as pointed out above, a necessary consequence of the definition, (3.20), of the magnetic field and a 3-vector identity, and so does not need to be introduced as a postulate in the derivation of the wave equation.

Direct calculation, presented in Appendix B, shows that while the CEM fields satisfy the electric field divergence equation and Ampère's law, this is not the case for the RCED fields. The covariance of the electric field divergence equation is broken by terms of $O(\beta^4)$ which, as previously pointed out [6], lead to a breakdown of Gauss' law for these fields. The covariance-breaking term in Ampère's law for the RCED fields are of $O(\beta^5)$. Although the covariance-breaking terms of the electric field divergence equation contain contributions from both transverse and longitudinal electric fields, those for Ampère's law are associated uniquely with the longitudinal electric field. It is demonstrated for both the RCED and CEM fields that Ampère's law may be derived from the electric field divergence equation, given the general relations, (4.20), between transverse electric field components and the magnetic field, and the relation (3.79) connecting the x_q - and t -partial derivatives. Thus in both RCED and CEM Ampère's law (including Maxwell's added-by-hand 'displacement current') is a necessary consequence of the electric field divergence equation, not an independent law.

Because the CEM fields verify all four Maxwell Equations the derivation of the wave equations for electric and magnetic fields are the same as for the hypothetical classical fields $\vec{\mathcal{E}}(\vec{x}, t)$ and $\vec{\mathcal{B}}(\vec{x}, t)$. Because of the non-covariant nature of the RCEM fields however, they do not satisfy wave equations (see Eqns(4.29)-(4.34)).

In Section 5, the force fields discussed in the previous four sections (phenomenological manifestations of the exchange, in QED, of space-like virtual photons between the 'source' and 'test' charges [1]). are contrasted with radiation fields, that provide a classical description of the QED processes of production, propagation and absorption of real photons. It is suggested that though the field concept may be avoided completely for the description of interchange forces, it must play an important role in the description of radiation. The standard text-book derivation of scalar and vector retarded potentials as solutions of inhomogeneous d'Alembert equations, obtained by eliminating either the scalar or the vector potentials from the electric field divergence equation (5.10) or Ampère's law (5.11) with sources, with the aid of the Lorenz condition (5.9), is recalled. Specialising to a point-like source charge yields the retarded potentials of (5.19), differing notably from the retarded Liénard-Wiechert potentials (5.22) and (5.23) to be found in all test-books on CEM. The reason for this difference (and the incorrectness of the LW potentials and the CEM fields derived from them) is explained at the end of Section 5. The retarded potentials of (5.19) are used to derive the retarded electric and magnetic fields of (5.20) and (5.21) respectively. These calculations are reported in Appendix C. The terms proportional to $1/r^2$ are found to be identical, apart from an overall multiplicative factor and a retarded time argument, to the RCEM force fields of Eqns(3.5) and (3.6), and quite different to the retarded CEM fields derived from LW potentials. As is usually done, the terms proportional to $1/r$ in Eqns(5.20) and (5.21) are identified with 'radiation fields'. Specialising to a source charge undergoing simple harmonic motion, taking the non-relativistic limit, and using the Poynting vector to calculate the time-averaged flux of radiated energy, enables the standard text book formula, (5.31), for the energy flux of dipole radiation per unit of solid angle to be derived. The close correspondence of this

formula in the limit of large distances and low photon density to the quantum mechanical path amplitude description [37] or photon production by an atomic dipole transition [39] is pointed out.

The validity of the Lorenz condition is tested by direct substitution of the retarded potentials (5.19) in the terms on the left side of (5.9). This calculation is also reported in Appendix C. As in the case of the RCED force fields, terms $\propto 1/r^2$ containing the source velocity are found to verify the condition, but not the terms $\propto 1/r$, depending on the acceleration of the source charge, which correspond to the radiation fields. In the non-relativistic limit the temporal component of A vanishes so that this limit is equivalent to a gauge where $A_0 = 0$ (Hamiltonian, or temporal gauge [8]). However this does not imply (as is usually assumed) that $\vec{\nabla} \cdot \vec{A} = 0$ (Coulomb gauge). In fact, as shown in (5.45), $\vec{\nabla} \cdot \vec{A} = ikA$ where k is the photon wave-number. An immediate consequence is that \vec{A} (if interpreted as a polarisation vector) is not transverse to the direction of the photon momentum vector. Indeed it is clear from inspection of (5.10) that \vec{A} is, instead, parallel to the axis of the oscillating dipole source. .

The calculation of the flux of radiated energy using the Poynting vector is repeated in a frame where the dipole source has a relativistic average velocity. The distribution is found to be markedly different from that obtained by direct relativistic transformation of the distribution from the frame where the mean velocity of the oscillating source charge vanishes. The radiation fields and the Poynting vector therefore only give a correct description of the radiation pattern in the non-relativistic approximation, and in this latter frame.

At the end of Section 5 the discrepancy between the retarded 4-vector potential (5.19) and the LW potentials (5.22),(5.23) is investigated. It is shown that inverting the order of the space and time integrations as in Eqn(5.62) has the effect of weighting the contribution of a given spatial point to the retarded potential by a factor proportional to the time of overlap of the point in question with the region of non-vanishing charge density (assumed to be uniform). The change in the average charge density at the point, due to the motion of the charge, must then be taken into account. This has not been done in the calculation of the LW potentials, thus overestimating the value of the retarded potential for a charge distribution moving towards the field point at which the potential is to be determined, and underestimating it for a charge distribution moving away from the field point. The error is clearly evident on a careful examination of Feynman's derivation of the LW potentials [43] (see Fig.4). Another 'derivation' of the incorrect LW potentials [32] is based on an unsupported relativistic ansatz (5.73) that reduces to the usual Coulomb law (5.72) in the rest frame of the source charge.

The RCEM formulae derived in Ref. [1] and Section 5 of the present paper differ in many respects from the standard text-book CEM formulae that were proposed or derived in the 19th Century before the advent of special relativity theory or quantum mechanics. The sources of these differences are five-fold:

- (i) In accordance with the predictions of QED, as discussed in detail in Ref. [1], the potential associated with the RCED force fields is assumed to be instantaneous, not retarded according to the speed of light in free space, as in CEM.

- (ii) In the standard text-book treatment of the CEM formulae, all originating from before the advent of special relativity, relativistic effects, based on the space-time Lorentz transformation are misinterpreted. In particular a non-existent ‘length contraction’ effect (3.93) is invoked in the discussion of the field transformation laws. As shown in previous papers written by the present author [18, 19, 20, 21], such a misinterpretation of the space-time effects of special relativity is quite general. All text books on special relativity need to be re-written, as well as the chapters in text books on classical electromagnetism dealing with relativity.
- (iii) The usual assumption that electric and magnetic fields are ‘classical’ ones in the sense that each Cartesian coordinate and the time may be considered to be independent variables is manifestly incorrect unless all source charges are at rest. The CEM transformation law for the longitudinal electric field: $E'_x = E_x$ is therefore incorrect.
- (iv) There is a simple calculational error (double-counting or under-counting) in the derivation of the retarded LW potentials of CEM.
- (v) In RCEM, unlike CEM, a clear distinction is made between the definitions and physical meanings of instantaneous force fields (virtual photon exchange) and retarded radiation fields (real photon effects).

It is possible that a correct equation is ‘derived’ in a spurious manner, if, for example, the effects of two false hypotheses happen to cancel or if properties are assigned to some hypothetical (and non-existent) physical system that results in the derivation of an equation that correctly describes some aspect of another, actually existing, but different, physical system. Indeed, as discussed later, just the second scenario occurred in the case of Maxwell’s ‘electromagnetic waves’. Because of this it is important to note that the CEM electric force field of (3.7) is wrong, not only because of calculational error in its derivation but because it is experimentally excluded. As pointed out elsewhere [11] the crucial experiment was performed by Michael Faraday in 1831 when he moved a bar magnet inside a stationary solenoidal coil and observed an induced e.m.f. This requires an electric field at the conduction electrons in the coil that is perpendicular to the direction of motion of the magnet. No such field can be generated by the atomic electrons in the magnet if the associated electric fields are radial as in (3.7), whereas the observed electromagnetic induction effect is correctly described [11] by the non-radial electric field of (3.5).

In connection with (i) above, the non-retarded nature of electric and magnetic force fields has recently been experimentally demonstrated in a conclusive manner [2, 3].

The existence of a transverse ‘electric field in magnetostatics’ proportional to I^2 as predicted by (3.5) was experimentally demonstrated three decades ago [26] although the effect, at variance with the predictions of CEM, was not understood at the time.

Concerning (iii), experimental tests are now possible of the ‘relativity of simultaneity’ of special relativity, which implies the existence of a ‘length contraction’ effect similar to that invoked in the standard relativistic interpretation of CEM. Two such tests have recently been proposed [45]. At the time of writing there is no experimental evidence

for either relativity of simultaneity, as proposed by Einstein, nor the associated length contraction effect. The work presented in Refs [18, 19, 20, 21] concludes that both these effects are spurious, and do not occur in nature, in contrast to the well-experimentally-verified time dilatation effect.

What then is the outlook on the CEM of the late 19th Century, as viewed from the beginning of the 21st? Two of the greatest achievements of physics in the 20th Century were special relativity theory and quantum mechanics. At mid-century, these two disciplines were combined to create Quantum Electro-Dynamics (QED), the most powerful and successful physical theory, within its domain of applicability, ever invented by man. In particular, QED provides the constructive basis for both Einstein's formulation of special relativity and CEM. Electric and magnetic forces result, according to QED, from the exchange of space-like virtual photons. 'Electromagnetic waves' are, in QED, beams of real photons. From this viewpoint, it was Maxwell, not Einstein who discovered the photon. Indeed many essential features of quantum mechanics are already implicit in 'electromagnetic waves' interpreted as beams of monochromatic photons [36]. Furthermore, the existence of the photon is crucial for a simple understanding of Einstein's development of special relativity. According to special relativistic kinematics, the velocity v of a particle of rest mass m and momentum p is given by the relation:

$$v = \frac{pc^2}{(m^2c^4 + p^2c^2)^{\frac{1}{2}}} \quad (6.1)$$

It follows from this that the velocity of any massless particle, in any inertial frame, is the constant c . Thus the identification of light with massless particle –photons, renders redundant Einstein's counter-intuitive second postulate of special relativity [36, 46].

However, from a modern viewpoint it can be seen that, fundamentally, special relativity is quite independent of CEM or any other specific dynamical theory, in any domain of physics. This, though apparently not generally known, was realised as early as 1910 by Ignatowsky [48]. As shown in Refs [46, 47], apart from some weak postulates such as linearity or single-valuedness of the space-time transformation equations, either one of the following two postulates is sufficient to derive the Lorentz transformation and therefore all the physical consequences of special relativity:

(I) [46] Reciprocal space-time measurements of similar measuring rods and clocks in two different inertial frames by observers at rest in these frames give identical results.

(II) [47] The equations describing the laws of physics are invariant with respect to the exchange of space and time coordinates, or, more generally to the exchange of spatial and temporal components of four-vectors.

In the derivation of the Lorentz transformation based on I [46] a parameter, V , appears naturally in the proof, as the maximum possible relative velocity of two inertial frames. Relativistic kinematics, which yields Eqn(6.1), with $c \rightarrow V$, then shows that V is also the velocity of any massless particle in any inertial frame. Hence $c = V$ if light is identified with a massless particle. In the derivation based on II, it is necessary to introduce the parameter, V , with the dimensions of velocity at the outset in order to define uni-dimensional coordinates to which the space-time exchange operation may be

applied. Thus $x^0 \equiv Vt$ so that the temporal coordinate x^0 and the spatial coordinate x have the same dimension, and may be exchanged.

So, although the Lorentz transformation was discovered as that one which rendered invariant the Maxwell Equations in different inertial frames, at the most fundamental level it has no necessary connection with CEM or any other dynamical theory. The role of the Maxwell Equations in the development of special relativity is therefore of an essentially heuristic nature. In the same way, from a modern viewpoint (i.e. knowing QED), Maxwell's 'electromagnetic waves' were a heuristic device pointing towards the existence of real photons –massless particles with constant velocity. Actually, as shown above, the 'electrical' Maxwell Equations (the electric field divergence law and the electrodynamic Ampère law), associated with the RCED force fields, are not covariant and there is no associated wave equation. However, as previously pointed out [49, 1] a clear distinction must be made between 'bound' electric and magnetic fields, responsible for interchange forces, corresponding to an instantaneous interaction, and constituting a classical, phenomenological, description of the exchange, in QED, of space-like virtual photons, and retarded 'radiation fields' constituting a classical phenomenological description of the creation, propagation and absorption of real photons in QED. Thus, even if the RCED force fields were covariant, it makes no sense to associate real photons with the corresponding 'electromagnetic waves'. The subjacent physical process (exchange of space-like virtual photons) occurs instantaneously. Such photons cannot be associated with a wave equation predicting propagation at the speed c .

In a similar way, 'electric field energy' and directed momentum is associated only with the radiation fields where it is identical with that transported by real photons. The relativistic kinematics of space-like virtual photons shows that they exchange momentum but not energy between interacting charges in their overall centre-of-mass frame. However the direction of momentum flow, unlike for that of real photons, is ambiguous [1]. There is therefore no divergent 'self energy' associated with such 'bound' electric fields. The former arises from the attempt to describe an essentially quantum phenomenon (the exchange of virtual photons), at microscopic distance scales, in terms of a classical concept (the electric field) appropriate only as a phenomenological description of the effect of a very large number of elementary quantum processes at macroscopic distance scales.

The non-covariance of the electrical Maxwell Equations for the RCED force fields in (5.1) and (5.4) implies the existence of a preferred frame, and therefore a breakdown of the special relativity principle for electromagnetic forces. This lack of covariance applies only to the longitudinal component of electrical forces. The 'preferred frame' is that in which the source charge is at rest, and as is clear from Eqn(5.4), the 'covariance-breaking' 4-vector is just the 4-vector velocity of the source charge.

As demonstrated in Section 5, there is a close connection between the description of real photon effects provided by the radiation fields and the quantum mechanical description of radiative processes. This becomes manifest in the 'inverse correspondence' [36] limit of low photon density. However, the Poynting vector derived from the radiation fields gives a result consistent with the quantum mechanical calculation only in the non-relativistic limit and in a frame where the average velocity of the oscillating source charge is much less than the speed of light.

In conclusion, what are the global differences between 21st Century RCED and 19th Century CEM? When source charges or current distributions are at rest (i.e. in electrostatics and magnetostatics) the two theories are almost identical. Electric and static magnetic force fields are classical so that the usual mathematical treatment (solution of the Laplace Equation) is correct and unchanged. Similarly, the magnetic forces between neutral current-carrying conductors are the same, to the lowest order in β , in RCED and CEM. However, in RCED, a neutral current-carrying conductor is a source of transverse or longitudinal electric fields $\propto I^2$, as has been experimentally demonstrated [26]. The magnetic field divergence equation and the Faraday-Lenz law (both resulting from 3-vector identities) are equally valid in RCED and CEM, as is also the Lorentz force equation. However, the electric field divergence equation and the electrodynamic Ampère law are not obeyed by the RCED force fields, the covariance-breaking terms being of $O(\beta^4)$ and $O(\beta^5)$ respectively. In both RCED and CEM the electrodynamic Ampère law may be derived from the electric field divergence equation and so does not represent an independent physical law. In practical (engineering) applications of Maxwell's Equations, where all relativistic corrections may be safely neglected, RCED and CEM are completely equivalent.

The radiation fields of RCED and CEM provide a phenomenological description of quantum processes involving real photons in the limit of very high photon densities. In the non-relativistic limit, appropriate to dipole radiation, RCED and CEM give identical predictions for the radiation pattern. All physical effects described by the radiation fields must, however, be ultimately derivable from quantum mechanics. As often strongly emphasised by Feynman, the only *fundamental* description of the world is that provided by quantum mechanics. Classical physics always corresponds to a definite limit of quantum mechanics. Two examples are $\hbar \rightarrow 0$ where classical mechanics is recovered from quantum mechanics, and the Decoherence limit when the number of interacting elementary quantum systems becomes large and quantum interference effects are strongly damped, giving classical statistical mechanics and thermodynamics. The inverse limit, in which it is attempted to describe microscopic quantum systems in terms of the macroscopic concepts of classical physics is generally not a useful one to consider. The properties of large systems can be derived from those of their elementary constituents, together with their mutual interactions of the latter, but the macroscopic classical dynamical variables appropriate for the large system are not applicable to the quantum dynamics of a constituent microsystem.

In the usual interpretation of CEM, the electric and magnetic fields are assumed to be the fundamental physical entities which 'exist' and are observed, whereas the 4-vector potential is only a 'non-observable' mathematical construction that may be used to parametrise, in non-unique manner, the 'physical' fields. This non-uniqueness is encapsulated in the concept of 'Gauge Invariance'[8]. On the contrary, in RCED the fundamental physical entities are electric charges and (as in QED) real and virtual photons. The physical observables are not fields but the intercharge forces themselves. Only static classical electric and magnetic force fields may be defined, but they are not the fundamental entities of the theory, but rather second-level mathematical abstractions, useful to write equations for inter-charge or inter-current forces in a more compact manner. The first level mathematical abstraction is the 4-vector potential. But even this is not needed to provide a description of all mechanical aspects of classical electrodynamics. This is given

by Eqns(1.2) and (1.3) which contain neither fields nor potentials. The situation is such that the most fundamental objects of the theoretical description (electric charges in motion) are the furthest removed from the observed physical phenomena (the inter-charge forces) that are predicted by the theory. The 4-vector potential is an abstract quantity completely defined by the kinematical and spatial configuration of the interacting charges. The force fields are further mathematical abstractions completely defined by the 4-vector potential and Eqns(3.19) and (3.20). The observed physical effects, the forces acting on the charges, are finally given by the Lorentz force formula in terms of the fields. The force fields are therefore, in their definition, very close to the observed physical phenomenon but very far removed from the objects of the fundamental theoretical description. The mistake of the creators and present proponents of CEM (as viewed, with hindsight and knowledge of QED, from the beginning of the 21st Century) was, following Faraday and Maxwell, to assign, in the theory, a fundamental theoretical status to the fields and not to charges and their mutual interaction.

Of course, the inter-charge interaction is completely symmetric between ‘source’ and ‘test’ charges. Either one of them can be considered as the ‘source’ of the 4-vector potential and the fields. This alone shows that the 4-vector potential and fields do not ‘exist’ in same way that the charges do, but are only useful mathematical abstractions.

The physical meaning of the radiation fields is quite different to that of the force fields. The square of these fields is proportional to the spatial energy density of real photons. These fields do not give the force on a test charge. The physical reason for the quadratic dependence of the energy density on the field strength is understood by considering the low photon density limit at large distances from the source. In this region the radiation fields may be identified with the wave function of a real photon [36]. It can be seen in this way that Born’s interpretation of the wavefunction in quantum mechanics is already implicit in RCED or CEM in the limit of very high photon densities where the square of the radiation field measures not the probability to find a photon in the region of a field point, but the energy density of photons there.

The work leading to the results presented in the present paper provided many surprises (not to say shocks!) for the author. Chief among these was finding the mathematical error in the derivation of the LW potentials. Why has it taken more than a century to notice this simple mistake? The message of this paper has been that we should use the many advances in our understanding of physics made during the 20th Century (special relativity, particle physics and QED) to illuminate and comprehend at a deeper level the classical physics of the 19th Century. Hopefully, in the future, such an approach will permeate both yet-to-be-written text books and the way that physics is taught to new generations.

Appendix A

The RCED and CEM electric and magnetic fields in the frame S are here derived from the defining equations (3.19) and (3.20) and the 4-vector potentials: (3.49),(3.50) for the RCED fields, and (3.51),(3.52) for the CEM fields. The RCED potentials may be obtained, as shown below, from the electrostatic Coulomb potential, whereas the 'present time' CEM potentials are derived from the retarded Liénard-Wiechert ones, as described, for example, in Ref[44]. In the frame S* the 4-vector potential has the form $A^* = (Q/r^*, 0, 0, 0)$. Since the intercharge separation is a Lorentz scalar (see Section 3 above), $r^* = r$, the potentials in the frame S (3.49) and (3.50), are directly obtained by Lorentz transformation of A^* into the frame S, yielding $A = (\gamma_u Q/r; \gamma_u \beta_u/r, 0, 0)$. Substituting this potential into (3.19) gives:

$$E_x(RCEM) = -\gamma_u Q \left[\frac{\partial}{\partial x_q} + \frac{\beta_u}{c} \frac{\partial}{\partial t} \right] \left(\frac{1}{r} \right) = -\gamma_u Q (1 - \beta_u^2) \frac{\partial}{\partial x_q} \left(\frac{1}{r} \right) = \frac{Q \cos \psi}{\gamma_u r^2} \quad (A1)$$

where the relation (3.80) that reflects the intrinsically non-classical nature of the force fields and the associated potential has been used. Here the geometry of Fig.1, where the vector \vec{r} in the x-y plane, is taken into account so that

$$r^2 = (x_q - x_Q)^2 + (y_q - y_Q)^2$$

and

$$\frac{\partial r}{\partial x_q} = \frac{x_q - x_Q}{r} = \cos \psi, \quad \frac{\partial r}{\partial y_q} = \frac{y_q - y_Q}{r} = \sin \psi$$

Similarly

$$E_y(RCEM) = -\gamma_u Q \frac{\partial}{\partial y_q} \left(\frac{1}{r} \right) = \frac{\gamma_u Q \sin \psi}{r^2} \quad (A2)$$

and

$$B_z(RCEM) = -\frac{\partial A_x}{\partial y_q} = -\gamma_u \beta_u Q \frac{\partial}{\partial y_q} \left(\frac{1}{r} \right) = \frac{\gamma_u \beta_u Q \sin \psi}{r^2} \quad (A3)$$

The CEM fields are given by similar calculations on making the replacements

$$\gamma_u \rightarrow 1, \quad r \rightarrow r g_u \equiv r(1 - \beta_u^2 \sin^2 \psi)^{\frac{1}{2}} \quad (A4)$$

in the above equations. In addition, the following derivative is required:

$$\frac{\partial}{\partial X} \left(\frac{1}{r g_u} \right) = -\frac{1}{r^2 g_u} \frac{\partial r}{\partial X} - \frac{1}{r g_u^2} \frac{\partial g_u}{\partial X} \quad (A5)$$

where $X = x_q, y_q$. The definition of g_u gives:

$$\frac{\partial g_u}{\partial X} = -\frac{\beta_u^2 \sin \psi}{g_u} \frac{\partial \sin \psi}{\partial X}$$

Since

$$\frac{\partial \sin \psi}{\partial x_q} = -\frac{\sin \psi \cos \psi}{r}, \quad \frac{\partial \sin \psi}{\partial y_q} = \frac{\cos^2 \psi}{r}$$

it follows that

$$\frac{\partial g_u}{\partial x_q} = \frac{\beta_u^2 \sin^2 \psi \cos \psi}{r g_u}, \quad \frac{\partial g_u}{\partial y_q} = -\frac{\beta_u^2 \sin \psi \cos^2 \psi}{r g_u}$$

Substituting these relations into (A5) gives:

$$\begin{aligned}
\frac{\partial}{\partial x_q} \left(\frac{1}{r g_u} \right) &= -\frac{1}{r^2 g_u} \cos \psi - \frac{\beta_u^2 \sin^2 \psi \cos \psi}{r^2 g_u^3} \\
&= -\frac{[g_u^2 + \beta_u^2 \sin^2 \psi] \cos \psi}{r^2 g_u^3} \\
&= -\frac{\cos \psi}{r^2 g_u^3} \quad (A6)
\end{aligned}$$

$$\begin{aligned}
\frac{\partial}{\partial y_q} \left(\frac{1}{r g_u} \right) &= -\frac{1}{r^2 g_u} \sin \psi + \frac{\beta_u^2 \sin \psi \cos^2 \psi}{r^2 g_u^3} \\
&= \frac{[-g_u^2 + \beta_u^2 (1 - \cos^2 \psi)] \sin \psi}{r^2 g_u^3} \\
&= -\frac{\sin \psi}{\gamma_u^2 r^2 g_u^3} \quad (A7)
\end{aligned}$$

On making the substitutions (A4) into the second members of (A1), (A2) and (A3) and using (A6) and (A7), it follows that

$$E_x(CEM) = \frac{\cos \psi}{r^2 \gamma_u^2 g_u^3} = \frac{\cos \psi}{r^2 \gamma_u^2 (1 - \beta_u^2 \sin^2 \psi)^{\frac{3}{2}}} \quad (A8)$$

$$E_y(CEM) = \frac{\sin \psi}{r^2 \gamma_u^2 g_u^3} = \frac{\sin \psi}{r^2 \gamma_u^2 (1 - \beta_u^2 \sin^2 \psi)^{\frac{3}{2}}} \quad (A9)$$

$$B_z(CEM) = \frac{\beta_u \sin \psi}{r^2 \gamma_u^2 g_u^3} = \frac{\beta_u \sin \psi}{r^2 \gamma_u^2 (1 - \beta_u^2 \sin^2 \psi)^{\frac{3}{2}}} \quad (A10)$$

which are equivalent to Eqns(3.7) and (3.8) of the text.

Appendix B

Here the validity of the free-space Maxwell equation (4.1) is tested, for the case of RCED and CEM force fields generated by a uniformly moving charge, by direct substitution of the fields in the frame S, given by Eqns(3.5)-(3.8), into Eqn(4.1). Since the Maxwell equations involve derivatives of the fields, and because the derivative of a vanishing quantity does not necessarily vanish, full account must be taken of the 3-dimensional geometry of the fields. This is done by rotating the coordinate systems in (3.2)-(3.12) by an angle ϕ about the x-axes as in Eqns(4.18) and (4.19). The angle ϕ is that between the y-axis and the projection of the radius vector connecting the source and test charges onto the y-z plane. The following definitions are used:

$$r^2 \equiv (x_q - x_Q)^2 + (y_q - y_Q)^2 + (z_q - z_Q)^2 \quad (B1)$$

$$r_{yz}^2 \equiv (y_q - y_Q)^2 + (z_q - z_Q)^2 \quad (B1)$$

$$\sin \psi \equiv \frac{r_{yz}}{r}, \quad \cos \psi \equiv \frac{x_q - x_Q}{r}, \quad \sin \phi \equiv \frac{z_q - z_Q}{r_{yz}}, \quad \cos \phi \equiv \frac{y_q - y_Q}{r_{yz}} \quad (B2)$$

as well as the partial derivatives:

$$\frac{\partial r}{\partial x_q} = \cos \psi, \quad \frac{\partial r}{\partial y_q} = \sin \psi \cos \phi, \quad \frac{\partial r}{\partial z_q} = \sin \psi \sin \phi \quad (B4)$$

$$\frac{\partial \sin \psi}{\partial x_q} = -\frac{\sin \psi \cos \psi}{r}, \quad \frac{\partial \sin \psi}{\partial y_q} = \frac{\cos^2 \psi \cos \phi}{r}, \quad \frac{\partial \sin \psi}{\partial z_q} = \frac{\cos^2 \psi \sin \phi}{r} \quad (B5)$$

$$\frac{\partial \cos \psi}{\partial x_q} = \frac{\sin^2 \psi}{r}, \quad \frac{\partial \cos \psi}{\partial y_q} = -\frac{\sin \psi \cos \psi \cos \phi}{r}, \quad \frac{\partial \cos \psi}{\partial z_q} = -\frac{\sin \psi \cos \psi \sin \phi}{r} \quad (B6)$$

$$\frac{\partial \sin \phi}{\partial y_q} = 0, \quad \frac{\partial \sin \phi}{\partial y_q} = -\frac{\cos \phi \sin \phi}{r \sin \psi}, \quad \frac{\partial \sin \phi}{\partial z_q} = \frac{\cos^2 \phi}{r \sin \psi} \quad (B7)$$

$$\frac{\partial \cos \phi}{\partial x_q} = 0, \quad \frac{\partial \cos \phi}{\partial y_q} = \frac{\sin^2 \phi}{r \sin \psi}, \quad \frac{\partial \cos \phi}{\partial z_q} = -\frac{\cos \phi \sin \phi}{r \sin \psi} \quad (B8)$$

Considering first the RCED fields, and differentiating Eqns(A1) and (A2):

$$\begin{aligned} \frac{\partial E_x}{\partial x_q} &= \frac{Q}{\gamma_u} \left(-\frac{2 \cos \psi}{r^3} \frac{\partial r}{\partial x_q} + \frac{1}{r^2} \frac{\partial \cos \psi}{\partial x_q} \right) \\ &= \frac{Q}{\gamma_u r^3} (-2 \cos^2 \psi + \sin^2 \psi) \end{aligned} \quad (B9)$$

$$\begin{aligned} \frac{\partial E_y}{\partial y_q} &= Q \gamma_u \left(-\frac{2 \sin \psi \cos \phi}{r^3} \frac{\partial r}{\partial y_q} + \frac{\cos \phi}{r^2} \frac{\partial \sin \psi}{\partial y_q} + \frac{\sin \psi}{r^2} \frac{\partial \cos \phi}{\partial y_q} \right) \\ &= \frac{Q \gamma_u}{r^3} (-2 \sin^2 \psi \cos^2 \phi + \cos^2 \psi \cos^2 \phi + \sin^2 \phi) \end{aligned} \quad (B10)$$

$$\begin{aligned} \frac{\partial E_z}{\partial z_q} &= Q \gamma_u \left(-\frac{2 \sin \psi \sin \phi}{r^3} \frac{\partial r}{\partial z_q} + \frac{\sin \phi}{r^2} \frac{\partial \sin \psi}{\partial z_q} + \frac{\sin \psi}{r^2} \frac{\partial \sin \phi}{\partial z_q} \right) \\ &= \frac{Q \gamma_u}{r^3} (-2 \sin^2 \psi \sin^2 \phi + \cos^2 \psi \sin^2 \phi + \cos^2 \phi) \end{aligned} \quad (B11)$$

Adding (B9), (B10) and (B11) gives:

$$\begin{aligned}\vec{\nabla} \cdot \vec{E}(RCED) &= \frac{Q}{r^3} \left[\frac{1}{\gamma_u} (-2 \cos^2 \psi + \sin^2 \psi) + \gamma_u (-2 \sin^2 \psi + \cos^2 \psi + 1) \right] \\ &= \frac{Q}{r^3} \left(\gamma_u - \frac{1}{\gamma_u} \right) (2 - 3 \sin^2 \psi) \quad (B12)\end{aligned}$$

For the CEM fields the calculation proceeds in a similar fashion with the replacements $\gamma_u \rightarrow 1$, $r^2 \rightarrow r^2 \gamma_u^2 (1 - \beta_u^2 \sin^2 \psi)^{\frac{3}{2}} = r^2 \gamma_u^2 f_u$ in the RCED equations. It follows from Eqn(B12) that the contribution from the r -, ψ - and ϕ -derivatives vanishes in this case. The remaining contribution from the f_u -derivatives is given by:

$$\begin{aligned}\left. \frac{\partial E_x}{\partial x_q} \right|_{r,\psi,\phi} &= -\frac{Q \cos \psi}{r^2 \gamma_u^2 f_u^2} \frac{\partial f_u}{\partial x_q} \\ &= \frac{3Q \cos \psi}{r^2 \gamma_u^2 f_u^2} \beta_u^2 \sin \psi \frac{\partial \sin \psi}{\partial x_q} \\ &= -\frac{3Q \beta_u^2 \sin^2 \psi \cos^2 \psi}{r^2 \gamma_u^2 f_u^2} \quad (B13)\end{aligned}$$

$$\begin{aligned}\left. \frac{\partial E_y}{\partial y_q} \right|_{r,\psi,\phi} &= -\frac{Q \sin \psi \cos \phi}{r^2 \gamma_u^2 f_u^2} \frac{\partial f_u}{\partial y_q} \\ &= \frac{3Q \sin^2 \psi \cos \phi}{r^2 \gamma_u^2 f_u^2} \beta_u^2 \frac{\partial \sin \psi}{\partial y_q} \\ &= \frac{3Q \beta_u^2 \sin^2 \psi \cos^2 \psi \cos^2 \phi}{r^2 \gamma_u^2 f_u^2} \quad (B14)\end{aligned}$$

$$\begin{aligned}\left. \frac{\partial E_z}{\partial z_q} \right|_{r,\psi,\phi} &= -\frac{Q \sin \psi \sin \phi}{r^2 \gamma_u^2 f_u^2} \frac{\partial f_u}{\partial z_q} \\ &= \frac{3Q \sin^2 \psi \sin \phi}{r^2 \gamma_u^2 f_u^2} \beta_u^2 \frac{\partial \sin \psi}{\partial z_q} \\ &= \frac{3Q \beta_u^2 \sin^2 \psi \cos^2 \psi \sin^2 \phi}{r^2 \gamma_u^2 f_u^2} \quad (B15)\end{aligned}$$

Adding (B13), (B14) and (B15) gives:

$$\left(\frac{\partial E_x}{\partial x_q} + \frac{\partial E_y}{\partial y_q} + \frac{\partial E_z}{\partial z_q} \right) \Big|_{r,\psi,\phi} = \frac{3Q \beta_u^2}{r^2 \gamma_u^2 f_u^2} [-\sin^2 \psi \cos^2 \psi + \sin^2 \psi \cos^2 \psi (\cos^2 \phi + \sin^2 \phi)] = 0 \quad (B16)$$

Thus adding (B12) with $\gamma_u = 1$ to (B16) gives:

$$\vec{\nabla} \cdot \vec{E}(CEM) = 0 \quad (B17)$$

and so the first Maxwell equation is valid for the CEM force field of a uniformly moving charge.

Appendix C

The geometry of Fig. 1b is assumed with the radius vector \vec{r} in the x-y plane and the source charge Q in motion parallel to the x-axis. Thus

$$r^2 = [x_q - x_Q(t')]^2 + y_q^2 \quad (C1)$$

With A_0 given by (5.19):

$$\left. \frac{\partial A_0}{\partial x_q} \right|_t = Q \left(-\frac{\gamma_u}{r^2} + \frac{1}{r} \frac{\partial \gamma_u}{\partial r} \right) \left. \frac{\partial r}{\partial x_q} \right|_t \quad (C2)$$

From the definition of γ_u before (2.1):

$$\left. \frac{\partial \gamma_u}{\partial r} \right|_t = \beta_u \gamma_u^3 \left. \frac{\partial \beta_u}{\partial r} \right|_t \quad (C3)$$

It follows from (5.18) that:

$$\left. \frac{\partial}{\partial r} \right|_t = -\frac{1}{c} \left. \frac{\partial}{\partial t'} \right|_t \quad (C4)$$

Combining (C2)-(C4) gives:

$$\left. \frac{\partial A_0}{\partial x_q} \right|_t = Q \gamma_u \left(-\frac{1}{r^2} - \frac{\beta_u \gamma_u^2 \dot{\beta}_u}{rc} \right) \left. \frac{\partial r}{\partial x_q} \right|_t \quad (C5)$$

Differentiating (C1) with respect to x_q :

$$r \left. \frac{\partial r}{\partial x_q} \right|_t = (x_q - x_Q(t')) \left(1 - \frac{dx_Q(t')}{dt'} \frac{\partial t'}{\partial x_q} \right) \quad (C6)$$

Differentiating (5.18) with respect to x_q :

$$\left. \frac{\partial t'}{\partial x_q} \right|_t = -\frac{1}{c} \left. \frac{\partial r}{\partial x_q} \right|_t \quad (C7)$$

Combining (C6) and (C7) and noting that $dx_Q(t')/dt' = c\beta_u$:

$$\left. \frac{\partial r}{\partial x_q} \right|_t = \frac{x_q - x_Q(t')}{r(1 - \hat{r} \cdot \vec{\beta}_u)} \quad (C8)$$

Substituting (C8) into (C5) gives:

$$\left. \frac{\partial A_0}{\partial x_q} \right|_t = -\frac{Q \gamma_u}{1 - \hat{r} \cdot \vec{\beta}_u} \left(\frac{1}{r^3} + \frac{\beta_u \gamma_u^2 \dot{\beta}_u}{r^2 c} \right) (x_q - x_Q(t')) \quad (C9)$$

Similarly

$$\left. \frac{\partial A_0}{\partial y_q} \right|_t = -\frac{Q \gamma_u}{1 - \hat{r} \cdot \vec{\beta}_u} \left(\frac{1}{r^3} + \frac{\beta_u \gamma_u^2 \dot{\beta}_u}{r^2 c} \right) y_q \quad (C10)$$

Differentiating A_x given by (5.19) with respect to t :

$$\left. \frac{\partial A_x}{\partial t} \right|_{x_q, y_q} = Q \left(-\frac{\gamma_u \beta_y}{r^2} \left. \frac{\partial r}{\partial t'} \right|_{x_q, y_q} + \frac{1}{r} [\beta_u \dot{\gamma}_u + \dot{\beta}_u \gamma] \right) \left. \frac{\partial t'}{\partial t} \right|_{x_q, y_q} \quad (C11)$$

Differentiating (C1) with respect to t' :

$$r \left. \frac{\partial r}{\partial t'} \right|_{x_q, y_q} = -c(x_q - x_Q(t')) \beta_u \quad (C12)$$

or

$$\left. \frac{\partial r}{\partial t'} \right|_{x_q, y_q} = -\hat{c} \hat{r} \cdot \vec{\beta}_u \quad (C13)$$

Differentiating (5.18) with respect to t :

$$\left. \frac{\partial t'}{\partial t} \right|_{x_q, y_q} = 1 - \frac{1}{c} \left. \frac{\partial r}{\partial t'} \right|_{x_q, y_q} \times \left. \frac{\partial t'}{\partial t} \right|_{x_q, y_q} \quad (C14)$$

Combining (C13) and (C14) and rearranging:

$$\left. \frac{\partial t'}{\partial t} \right|_{x_q, y_q} = \frac{1}{1 - \hat{r} \cdot \vec{\beta}_u} \quad (C15)$$

Also

$$\dot{\gamma}_u = \gamma_u^3 \beta_u \dot{\beta}_u \quad (C16)$$

Substituting (C13), (C15) and (C16) into (C11) gives:

$$\left. \frac{\partial A_x}{\partial t} \right|_{x_q, y_q} = \frac{Qc\gamma_u}{1 - \hat{r} \cdot \vec{\beta}_u} \left[\frac{\beta_u (\hat{r} \cdot \vec{\beta}_u)}{r^2} + \frac{\dot{\beta}_u (1 + \beta_u^2 \gamma_u^2)}{r} \right] \quad (C17)$$

Noting that $\vec{A} = \hat{i}A_x$ and $\vec{\beta}_u = \hat{i}\beta_u$, (C9), (C10) and (C12), when substituted into (5.5), give Eqn(5.20) of the text.

Since $A_y = A_z = 0$ the curl of \vec{A} is given uniquely by:

$$\left. \frac{\partial A_x}{\partial y_q} \right|_t = Q \left(-\frac{\gamma_u \beta_y}{r^2} \left. \frac{\partial r}{\partial y_q} \right|_t + \frac{1}{r} [\beta_u \dot{\gamma}_u + \dot{\beta}_u \gamma_u] \left. \frac{\partial t'}{\partial y_q} \right|_t \right) \left. \frac{\partial t'}{\partial t} \right|_{x_q, y_q} \quad (C18)$$

Analogously to (C8):

$$\left. \frac{\partial r}{\partial y_q} \right|_t = \frac{y_q}{r(1 - \hat{r} \cdot \vec{\beta}_u)} \quad (C19)$$

while from (5.18) and (C19)

$$\left. \frac{\partial t'}{\partial y_q} \right|_t = -\frac{1}{c} \left. \frac{\partial r}{\partial y_q} \right|_t = -\frac{y_q}{cr(1 - \hat{r} \cdot \vec{\beta}_u)} \quad (C20)$$

Substituting (C16), (C19) and (C20) in (C18) gives:

$$\left. \frac{\partial A_x}{\partial y_q} \right|_t = -\frac{Q\gamma_u}{1 - \hat{r} \cdot \vec{\beta}_u} \left[\frac{\beta_u y_q}{r^3} + \frac{y_q \dot{\beta}_u (1 + \beta_u^2 \gamma_u^2)}{cr^2} \right]$$

or

$$\vec{B} = \hat{k} B_z = (\vec{\nabla} \times \vec{A})_z = -\hat{k} \left. \frac{\partial A_x}{\partial y_q} \right|_t = \frac{Q\gamma_u}{1 - \hat{r} \cdot \vec{\beta}_u} \left[\frac{\vec{\beta}_u \times \hat{r}}{r^2} + \frac{\dot{\vec{\beta}}_u \times \hat{r} (1 + \beta_u^2 \gamma_u^2)}{cr} \right] \quad (C21)$$

which is Eqn(5.21) of the text.

Finally, the derivatives appearing in the Lorenz condition (5.9) are evaluated.

Differentiating the x-component of \vec{A} with respect to x_q gives, from (5.19):

$$\left. \frac{\partial A_x}{\partial x_q} \right|_t = \frac{Q}{r} \left(-\frac{\gamma_u (\beta_u)_x}{r} + (\beta_u)_x \left. \frac{\partial \gamma_u}{\partial r} \right|_t + \gamma_u \left. \frac{\partial (\beta_u)_x}{\partial r} \right|_t \right) \left. \frac{\partial r}{\partial x_q} \right|_t \quad (C22)$$

Use of (C3), (C4) and (C8) in (C22) gives:

$$\left. \frac{\partial A_x}{\partial x_q} \right|_t = -\frac{Q\gamma_u (x_q - x_Q(t'))}{r^2 (1 - \hat{r} \cdot \vec{\beta}_u)} \left[(\beta_u)_x \left(\frac{1}{r} + \frac{\gamma_u^2 \beta_u \dot{\beta}_u}{c} \right) + \frac{(\dot{\beta}_u)_x}{c} \right] \quad (C23)$$

So that, since $\vec{\beta}_u = \hat{i} \beta_u$ and $\dot{\vec{\beta}}_u = \hat{i} \dot{\beta}_u$:

$$\vec{\nabla} \cdot \vec{A}|_t = -\frac{Q\gamma_u}{1 - \hat{r} \cdot \vec{\beta}_u} \left(\frac{\hat{r} \cdot \vec{\beta}_u}{r^2} + \frac{\hat{r} \cdot \dot{\vec{\beta}}_u + \gamma_u^2 \beta_u (\hat{r} \cdot \vec{\beta}_u) \dot{\beta}_u}{cr} \right) \quad (C24)$$

Differentiating A_0 in (5.19) with respect to t gives:

$$\left. \frac{1}{c} \frac{\partial A_0}{\partial t} \right|_{\vec{x}_q} = \frac{Q}{cr} \left(-\frac{\gamma_u}{r} \left. \frac{\partial r}{\partial t} \right|_{\vec{x}_q} + \left. \frac{\partial \gamma_u}{\partial t} \right|_{\vec{x}_q} \right) \quad (C25)$$

Combining (C13), (C15), (C16) and (C25):

$$\left. \frac{1}{c} \frac{\partial A_0}{\partial t} \right|_{\vec{x}_q} = \frac{Q\gamma_u}{1 - \hat{r} \cdot \vec{\beta}_u} \left(\frac{\hat{r} \cdot \vec{\beta}_u}{r^2} + \frac{\gamma_u^2 \beta_u \dot{\beta}_u}{cr} \right) \quad (C26)$$

Eqns(C24) and (C26) are Eqns(5.40) and (5.41) of the text

References

- [1] J.H.Field, ‘Classical Electromagnetism as a Consequence of Coulomb’s Law, Special Relativity and Hamilton’s Principle and its Relationship to Quantum Electrodynamics’, <http://xxx.lanl.gov/abs/physics/0501130>.
- [2] W.D.Walker, ‘Superluminal Electromagnetic and Gravitational Fields Generated in the Nearfield of Dipole Sources’, <http://xxx.lanl.gov/abs/physics/0603240>, and references therein.
- [3] A.L.Kholmetskii *et al.* ‘Experimental Existence on Non-Applicability of the Standard Retarding Condition to Bound Magnetic Fields and on New Generalised Biot-Savard Law’, <http://xxx.lanl.gov/abs/physics/0601084>.
- [4] L.D.Landau and E.M.Lifshitz ‘Classical Theory of Fields’, Translated by M.Hamermesh, (Pergamon Press, Oxford, 1962).
- [5] J.D.Jackson, ‘Classical Electrodynamics’, Second Edition (John Wiley and Sons, New York, 1975).
- [6] J.H.Field, ‘Forces between electric charges in motion: Rutherford scattering, circular Keplerian orbits, action-at-a-distance and Newton’s third law in relativistic classical electrodynamics’, <http://xxx.lanl.gov/abs/physics/0507150>.
- [7] O.Heaviside, The Electrician, **22** 1477 (1888).
- [8] J.D.Jackson and L.B.Okun, Rev. Mod. Phys. **73** 663 (2001).
- [9] A.Liénard, L’Eclairage Electrique, **16** pp5, 53, 106 (1898);
E.Wiechert, Archives Néland (2) **5** 459 (1900).
- [10] J.D.Jackson, Am. J. Phys. **72** 1484 (2004).
- [11] J.H. Field, ‘Inter-charge forces in relativistic classical electrodynamics: electromagnetic induction in different reference frames’, <http://xxx.lanl.gov/abs/physics/0511014>.
- [12] Ref. [5] Section 11.9, p.547.
- [13] W.G.V.Rosser. ‘Introductory relativity’, (Butterworth’s London, 1967) Section 7.3, p.224..
- [14] Ref. [5] Section 11.10, p.553.
- [15] E.M.Purcell, ‘Electricity and Magnetism’, Berkeley Physics Course, Vol. 2 (McGraw-Hill, New York 1963), Chapters 5 and 6.
- [16] W.H.Panofsky and M.Phillips, ‘Classical Electricity and Magnetism’ (Addison-Wesley, Cambridge Mass, 1955) Ch 18.
- [17] Ref. [4], Chapter 5, paragraph 38, p.103.

- [18] J.H.Field, ‘The Local Space-Time Lorentz Transformation: a New Formulation of Special Relativity Compatible with Translational Invariance’, <http://xxx.lanl.gov/abs/physics/0501043>.
- [19] J.H.Field, ‘Invariant space-time intervals, clock synchronisation and correct application of Lorentz transformations in special relativity’, <http://xxx.lanl.gov/abs/physics/0601131>.
- [20] J.H.Field, ‘Uniformly moving clocks in special relativity: Time dilatation, but but no relativity of simultaneity or length contraction’, <http://xxx.lanl.gov/abs/physics/0603135>.
- [21] J.H.Field, ‘Absolute simultaneity: Special relativity without light signals or synchronised clocks’, <http://xxx.lanl.gov/abs/physics/0604010>.
- [22] W.Voigt, Goett. Nachr.1887, p.41.
- [23] H.Poincaré, Compte rendu hebdomadaires des seances de l’Academie des Sciences, Paris 1905. V140, p1504.
- [24] A.Einstein, Annalen der Physik **17**, 891 (1905).
- [25] H.A.Lorentz, Proceedings of the Academy of Sciences Amsterdam, 6, 1904. Reprinted in ‘The Principle of Relativity’ (Dover, New York, 1952) p11.
- [26] W.F.Edwards, C.S.Kenyon and D.K.Lemon, Phys. Rev. **D14** 992 (1976).
- [27] J.G.King, Phys. Rev. Lett. **5** 562 (1960).
- [28] J.C.Zorn, G.E.Chamberlain and V.W.Hughes, Phys. Rev. **129** 2566 (1963).
- [29] Ref. [5] Section 6.4, p.219.
- [30] Ref. [5] Section 6.6, p.223.
- [31] Ref. [5], Section 14.1 p655.
- [32] Ref. [4], Ch 8, paragraph 63, p185.
- [33] Ref. [5], Section 6.10, p241 .
- [34] M.Schwartz, ‘Principles of Electrodynamics’, (McGraw-Hill, New York 1972) Chapter 8, Eqn(8-2-11), p279.
- [35] Ref. [5], Section 9.2, p241.
- [36] J.H.Field, Eur. J. Phys. **25** 385 (2004).
- [37] J.H.Field, Annals of Physics (NY) **321** 627 (2006).
- [38] R.P.Feynman, ‘QED The Strange Theory of Light and Matter’, (Princeton University Press, 1985) Chapter 3.
- [39] J.J.Sakurai, ‘Advanced Quantum Mechanics’, (Addison-Wesley, Redwood City, Calif. 1987) Chapter 2, Eqn(2.130), p42.

- [40] F.Halzen and A.D.Martin ‘Quarks and Leptons’, (John Wiley and Sons, New York, 1984) Section6.9, p.132.
- [41] Ref. [39], Section2-3, p.29.
- [42] Ref. [34], Section 6.2, p214.
- [43] R.P.Feynman, R.B.Leighton and M.Sands, ‘The Feynman Lectures in Physics’ (Addison-Wesley, Reading Massachusetts, 1963), ‘Electromagnetism I’ Ch 21-5.
- [44] Ref. [16], Section 18-1, p.287.
- [45] J.H.Field, ‘Proposals for Two Satellite-Borne Experiments to Test Relativity of Simultaneity in Special Relativity’, <http://xxx.lanl.gov/abs/physics/0509213>.
- [46] J.H.Field, Helv. Phys. Acta. **70** 542 (1997), <http://xxx.lanl.gov/abs/physics/0410262>.
- [47] J.H.Field, Am. J. Phys. **69**, 569 (2001).
- [48] W.Ignatowsky, Phys. Zeitschr. **11** 972 (1910).
- [49] A.E.Chubykalo and R.Smirnov-Rueda, Phys. Rev. **E53** 5373 (1996).