

Memory Effects and Scaling Properties of Traffic Flows

Bo-Sture K. Skagerstam^{1,*} and Alex Hansen^{1,†}

¹*Department of Physics, The Norwegian University of Science and Technology, N-7491 Trondheim, Norway*

Traffic flows are studied in terms of their noise of sound, which is an easily accessible experimental quantity. The sound noise data is studied making use of scaling properties of wavelet transforms and Hurst exponents are extracted. The scaling behavior is used to characterize the traffic flows in terms of scaling properties of the memory function in Mori-Lee stochastic differential equations. The results obtained provides for a new theoretical as well as experimental framework to characterize the large-time behavior of traffic flows. The present paper outlines the procedure by making use of one-lane computer simulations as well as sound-data measurements from a real two-lane traffic flow. We find the presence of conventional diffusion as well as $1/f$ noise in real traffic flows at large time scales.

PACS numbers: 05.10.Gg, 05.40.Ca, 89.40.Bb.

EUROPHYSICS LETTERS Vol. 72 • Number 4 • pp. 513-519

I. INTRODUCTION

Various aspects on traffic flows has been studied in great detail over the years (see e.g. Refs.[1, 2] and references cited therein). Due to the properties of vehicles and the variability of drivers behavior, it appears quite natural that stochastic methods is the proper theoretical framework in modelling of traffic flows. Numerical simulations based on the Nagel-Schreckenberg scenario [3, 4] have provided us with various insights in the large scale behavior of traffic flows and various actual analytical modelling has been discussed in great detail the literature (for some recent accounts see e.g. Refs.[5]).

It has become an increasing demand in populated areas to monitor and control the sound noise level of traffic flows. It is an easy experimental task to collect sound data of a traffic flow, but it is our understanding that such data has not until now been used to study the properties of the traffic flow by itself. In the present paper we introduce what we believe is a new and novel experimental method to study some characteristic features of traffic flows which can be combined with the theory of stochastic differential equations of the Mori-Lee type [6, 7] with memory effects included. In the course of our discussion below we will see that this actually can be a fruitful method. By making use of a now well established scaling analysis in terms of wavelets, one can infer self-affine properties of traffic flows. Generic properties of Mori-Lee [6, 7] stochastic differential equations are then in fact compatible with the scaling properties obtained from the data analysis. We use artificial traffic data as obtained from one-lane computer simulations with car stopping included as well as data from a real field measurement of an opposite two-lane traffic flow with a common cross-

road in order to test our procedure. The real traffic data exhibits short-time scaling corresponding to normal Einstein diffusion, a finite time $1/f$ noise (see e.g. Ref.[8] and references therein) behavior as well as large-time fluctuations of the sound-level corresponding to a flat power spectrum.

The paper is organized as follows. In Section II we recall some basic properties of stochastic differential equations of the Mori-Lee form in terms of conventional Laplace transform techniques. The large-time properties of fluctuations in the noise level are expressed in terms of the short distance properties of the Laplace transform of the memory function. In Section III we analyze time-series of sound measurements of traffic flows. The scaling properties of the traffic data is based on a now established method of wavelet scaling properties of statistical data and the extraction of the so called Hurst scaling exponent [9, 10, 11]. In Section IV we summarize our results and suggest further extensions of our analysis of traffic flows.

II. MEMORY EFFECTS AND THE MORI-LEE EQUATION

We consider the dynamics of the traffic system in terms of the sound noise they produce. This noise will be modelled by a second-order stochastic differential equation for the time-dependent sound intensity $I(t)$ treated as a stochastic variable with a space-homogeneous memory function of the form [12]

$$\frac{dv(t)}{dt} + \int_0^t dt' \Gamma(t-t')v(t') = F(t) \quad . \quad (1)$$

Here $v(t) = dI(t)/dt/I(t)$, and $F(t)$ is a stochastic background. Eq.(1) can be derived from the wave-equation for space-homogeneous sound propagation assuming a stochastic source of the form $F(t)I(t)$ and including a

*Electronic address: Bo-Sture.Skagerstam@whys.ntnu.no

†Electronic address: Alex.Hansen@phys.ntnu.no

general causal form of Mori-Lee dissipation as well as linearizing in time-derivatives. The time integral of $v(t)$ will then be the sound-level $L(t) = \log(I(t)/I_0)$ with a suitable reference level I_0 expressed in decibel, which is an easily measurable quantity for traffic flows. Without lack of generality the memory function $\Gamma(t)$ and the stochastic background $F(t)$ can be assumed to be symmetric under time-reversal since $v(-t) = -v(t)$. The fluctuations of $F(t)$ are supposed to be stationary with a correlation compatible with the generalized fluctuation-dissipation theorem [13], i.e.

$$\langle F(t + \tau)F(\tau) \rangle = \mathcal{N}\Gamma(t) = \mathcal{N} \int_0^\infty d\omega \rho_F(\omega) \cos(\omega t) , \quad (2)$$

where $\rho_F(\omega)$ is the power spectrum of the noise [12]. In terms of conventional Laplace transform techniques one now finds that

$$\langle v(t)v(t') \rangle = (\langle v^2 \rangle_0 - \mathcal{N})f(t)f(t') + \mathcal{N}(f(t-t')\Theta(t-t') + f(t'-t)\Theta(t'-t)) . \quad (3)$$

Here

$$f(t) = \frac{1}{2\pi i} \int_{\gamma-i\infty}^{\gamma+i\infty} ds \frac{e^{st}}{s + \Gamma(s)} \quad (4)$$

where γ is a sufficiently large positive number and where $\langle v^2 \rangle_0 \equiv \langle v(0)v(0) \rangle$. The initial data leads in general to the normalization condition $f(0) = 1$ and stationarity of $\langle v(t)v(t') \rangle$ implies $\mathcal{N} = \langle v^2 \rangle_0$ as well as $f(0) = 1$. Eq.(1), furthermore, leads to the following general equation for the fluctuations of the sound-level $L(t)$:

$$\Delta L(t)^2 \equiv \langle (L(t) - L(0))^2 \rangle = (\langle v^2 \rangle_0 - \mathcal{N})f_1(t)^2 + 2\mathcal{N}f_2(t) , \quad (5)$$

where we have defined the functions

$$f_1(t) = \frac{1}{2\pi i} \int_{\gamma-i\infty}^{\gamma+i\infty} ds \frac{e^{st} - 1}{s + \Gamma(s)} , \quad (6)$$

and

$$f_2(t) = \frac{1}{2\pi i} \int_{\gamma-i\infty}^{\gamma+i\infty} ds \frac{e^{st} - 1 - st}{s^2 + \Gamma(s)} . \quad (7)$$

For a stationary process the fluctuations in the sound-level $L(t)$ is determined by the second term in Eq.(5) with a unique short-time behavior, i.e.

$$\Delta L(t) = t\sqrt{\mathcal{N}} + \mathcal{O}(t^2) , \quad (8)$$

and in principle the parameter \mathcal{N} can therefore be determined uniquely by a study of the sound fluctuations at sufficiently small time-scales. It is clear from Eqs.(5) and (7) that the large-time behavior of $\Delta L(t)$ is controlled by the properties of $\Gamma(s)$ at small s [12]. If $\Gamma(s) \simeq s^{\alpha-1}$ at small s , i.e. $\Gamma(t) \simeq t^{-\alpha}$ at large t , one predicts that

$\Delta L(t) \simeq t^{\alpha/2}$, if $\alpha \leq 2$. If e.g. $\Gamma(s) = \xi$ for all s , with ξ real and positive, we obtain the conventional large-time behavior

$$\Delta L(t) = \sqrt{2Dt} , \quad (9)$$

with a diffusion constant $D = \mathcal{N}/\xi$. If $\Gamma(s) \simeq \xi^2/s$, with ξ real and positive, corresponding to a $1/\omega$ power spectrum of $\rho_F(\omega)$ at small ω , we obtain

$$\Delta L(t) = \frac{\sqrt{2\mathcal{N}}}{\xi} , \quad (10)$$

apart from possible oscillatory and/or logarithmic corrections. If $\alpha < 2$ we obtain from Eq.(3) the asymptotic limit $\langle v^2 \rangle_\infty \equiv \lim_{t \rightarrow \infty} \langle v(t)^2 \rangle = \mathcal{N}$. In the limiting case $\alpha = 2$ we write $\Gamma(s) = cs$ for small s , where $c \neq -1$ is a constant. We then find that $\langle v^2 \rangle_\infty = (\langle v^2 \rangle_0 - \mathcal{N})/(1+c)^2 + \mathcal{N}$ and $\Delta L(t)^2 = (\langle v^2 \rangle_0 + c\mathcal{N})t^2/(1+c)^2$. For a stationary correlation $\langle v(t)v(t') \rangle$ we then see that $\mathcal{N} = \langle v^2 \rangle_\infty (= \langle v^2 \rangle_0)$ and $\Delta L(t)^2 = \mathcal{N}t^2/(1+c)$. In passing we notice that for $\alpha > 2$, Eq.(3) leads to the asymptotic value $\langle v^2 \rangle_\infty = \langle v^2 \rangle_0$ and according to Eq.(5) the asymptotic fluctuations are also independent of \mathcal{N} in this case, i.e. $\Delta L(t)^2 = \langle v^2 \rangle_0 t^2$ for large values of t . In Ref.[14] it was also argued that in general $\mathcal{N} \neq \langle v^2 \rangle_\infty$, if $\alpha \geq 2$, which was interpreted as an actual breakdown of the fluctuation-dissipation theorem. The results presented above summarizes what we need in order to analyze the large-time behavior of traffic flows.

III. WAVELET ANALYSIS OF TRAFFIC FLOW DATA

The new experimental method we suggest is to make use of the noise of sound as produced by traffic flows. The large-time behavior of the sound data obtained from such traffic flows can be characterized in terms of the scaling properties of suitably averaged wavelet amplitudes of an input signal $S(t)$, i.e.

$$W[S](\lambda a) = \lambda^H W[S](a) , \quad (11)$$

where H is the Hurst exponent and $W[S]$ stands for the wavelet transform of the signal $S(t)$ given in form of a time-series. Our normalization is such that $H = 0.5$ corresponds to conventional Brownian motion. The averaging procedure we make use of follows the suggestion of Ref.[11], i.e. at a given scale a we average over the absolute values of the signal $S(t)$ in the wavelet domain and hence $W[S](a) \simeq \Delta S(t)$ with $t \simeq a$. $\Delta L(t)^2$ then scales like t^{2H} at large times. If we, in a similar manner, define a Hurst exponent H_F of the stochastic background $F(t)$, i.e. $\langle F(t + \tau)F(\tau) \rangle$ scales like t^{2H_F} at large times, then $H = -H_F = \alpha/2$ according to Eqs.(2) and (5). In our numerical work we have made use of the Daubechies wavelet family of order four [16, 17].

As an example we have used data from a one-lane simulation with identical cars located at sites, with an initial occupancy probability p , of a lattice with 10^4 lattice

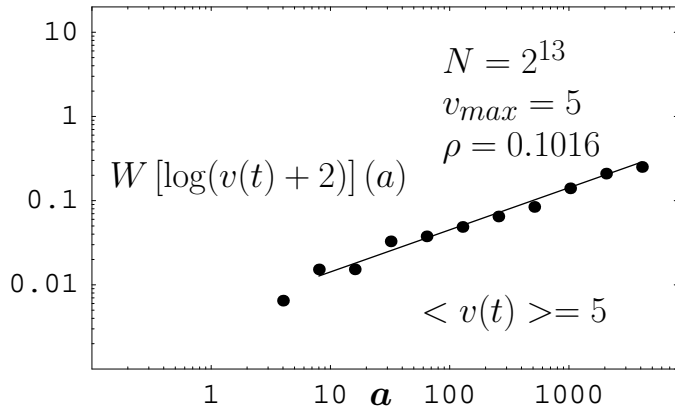


FIG. 1: This figure shows the typical scaling of averaged wavelet coefficients for the $\log(v(t)+2)$ data as obtained from a one-lane simulation with a traffic intensity of 0.53 cars per unit time at the point of sound measurements with $N = 2^{13}$ data points. All identical cars moves in this case with the maximum speed of 5 lattice units per unit time. The density of cars per lattice site is $\rho = 0.1016$. For large time-scales we obtain an expected Hurst coefficient $H = 0.5$ corresponding to normal Einstein diffusion.

points with periodic boundary conditions and $N = 2^{13}$ data points in time in order to illustrate our method. The actual value of cars per site, i.e. the car density per lattice site ρ , change very little during the simulation and approaches p in the limit of a large lattice. The cars have a hard core repulsion so that only one car at a time occupies a given lattice site and a speed limit restricts the car velocities. In order to simulate the approach to an optimal traffic flow, a given car either speeds up or slows down depending on the distance to the car ahead. The velocity increases with one lattice unit per unit time if this is allowed by the distance to the car ahead. Otherwise the velocity is decreased with one lattice unit per unit time (for details of the implementation of such a simulation see e.g. Ref.[15]). In order to make a concrete model we assume that the sound produced from a car at the site of the detection device leads to a sound-level $L(t) = \log(2 + v(t))$, where $v(t)$ is the velocity of the car at the site in lattice units per unit time. If there is no car present we put $v(t) = -1$, which simply corresponds to no sound at all.

In Fig.1 we show the typical scaling of averaged wavelet coefficients for $S(t) = \log(v(t)+2)$ at a traffic intensity of 0.53 cars per unit time. The maximum speed of the cars is 5 lattice units per unit time and $p = 0.1$. The actual number of cars per lattice site, ρ , is found to be 0.1016. For large time-scales we obtain an expected Hurst exponent $H = \alpha/2 = 0.5$ corresponding to normal Einstein diffusion. It is interesting to observe that this scaling can be modelled by a constant power spectrum $\rho_F(\omega)$, if $0 \leq \omega \leq \omega_{max}$, with a cutoff parameter ω_{max} that still

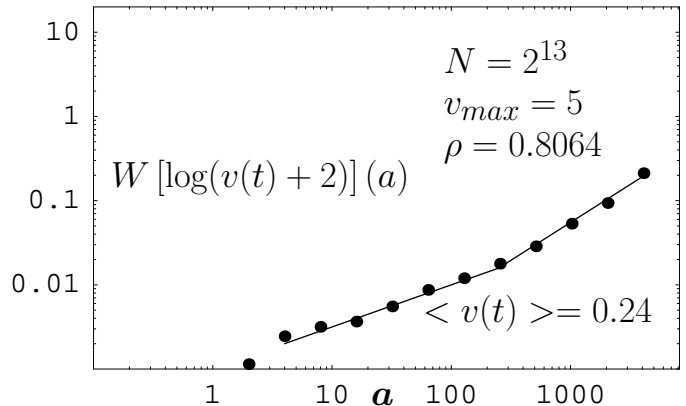


FIG. 2: This figure shows the scaling of wavelet coefficients as in Fig.1 but with a high traffic density $\rho = 0.8064$ per lattice site. The average velocity is in this case $\langle v(t) \rangle = 0.24$ lattice units per unit time. The traffic intensity is 0.1936 cars per unit time. The wavelet analysis reveals two types of characteristic behavior. There is a range of a scale with an expected $H = 0.5$ corresponding to normal Einstein diffusion and a large-time scaling with $H = 0.9$ corresponding to a superdiffusive behavior.

opens up a window for various finite-time behavior [12]. We intend to discuss this feature of our model in more detail elsewhere. Even though the first data points corresponds to a linear t scaling we do not attribute much statistical significance to this behavior. In the next simulation we increase the density of cars, i.e. we choose $p = 0.8$, but keep the rest of the parameters the same. Due to the presence of traffic jamming we expect an increase of the fluctuations of noise at larger time scales and therefore a large diffusion constant, i.e. a superdiffusive behavior. Due to the larger car density one may expect a lower mean velocity and we actually find that $\langle v \rangle = 0.24$ lattice units per unit time corresponding to a lower traffic intensity of 0.194 cars per unit time as compared to the simulation of Fig.1. As presented in Fig.2 we find, as expected, a normal diffusive behavior at small scales. At larger scales we find a Hurst exponent close to $H = 1.0$, i.e. a clear superdiffusive behavior. A model for such a superdiffusive behavior has been discussed in Ref.[12] in terms of a constant power spectrum $\rho_F(\omega)$ in a finite frequency interval $0 < \omega_{min} \leq \omega \leq \omega_{max}$ with parameters which again opens up a window for various finite-time behavior.

We have also performed a field measurement of a real traffic flow during a period of a high traffic intensity. The traffic data is based on a sample of $N = 2^{13}$ measurements, one per second, on a two-lane finite road segment with opposite traffic but with a common crossroad. The

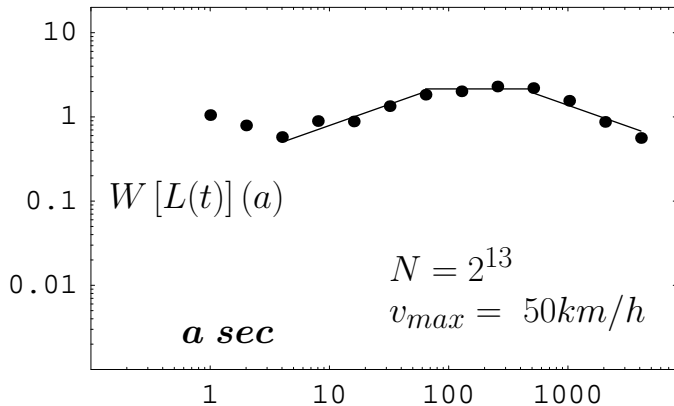


FIG. 3: This figure shows the scaling of wavelet coefficients for the sound-level $L(t)$ using sound data from a real two-lane traffic flow with $N = 2^{13}$ measurements each with a time-window of one second. The conventional diffusive behavior $H = 0.5$ is clearly seen at small scales. At large scales the sound-level becomes peaked around its mean value with a white-noise power spectrum for $\Delta F(t)^2$ which, formally, corresponds to $H = -0.5$. At intermediate scales we uncover a $1/f$ -noise which indicates a self-regulatory behavior of the traffic flow.

required instrument is a low-cost standard decibel meter with sound data automatically stored [18]. We expect conventional diffusion at short time-scales. At sufficiently large scales we expect a constant sound-level with a flat power spectrum of the sound fluctuations since the presence of the common traffic obstacle should average out in the data at large time scales. A flat power spectrum for the fluctuations of the sound-level leads to $\Delta L(t)^2 \simeq 1/t$ at large times. For medium scales it is not entirely clear in what manner the driver of the vehicles adapts to each other. As seen in Fig.3 we find the expected small scale $H = 0.5$ behavior. At large scales we find a Hurst exponent $H = -0.5$, i.e. formally $\Gamma(t) \simeq t$ at large times. This behavior corresponds to the expected flat, i.e. white-noise, power spectrum of the fluctuations $\Delta L(t)^2$. It, however, appears that our model above breaks down for $H_F = -H > 0$, i.e. $\alpha < 0$, and we do not consider this behavior in more detail. At intermediate scales we find a low-frequency power spectrum $\rho_F(\omega) \simeq 1/\omega$, i.e. the famous $1/f$ noise (see e.g. Ref.[8] and references therein), and the sound noise fluctuations are constant as in Eq.(10). In order to be more specific, we consider as a

model for such a behavior a power spectrum of the form $\rho_F(\omega) = B \exp(-\omega/\Omega)/\omega$, valid for $\omega \geq \omega_{min} > 0$, where ω_{min} plays the role of an infrared cutoff and B is a normalization constant. $\Omega \gg \omega_{min}$ is a corresponding ultraviolet cutoff. The memory function is then of the form $\Gamma(t) \simeq B \log(\Omega \exp(-C)/\omega_{min}(1 + (\Omega t)^2)^{1/2})$, valid for times $t < \exp(-C)/\omega_{min}$. Here $C \approx 0.57721566\dots$ is the Euler-Mascheroni constant. One then finds that $\Gamma(s) \simeq B\omega_{min}/s\Omega$. The importance of a $1/f$ -noise in traffic flows has been noticed before (see e.g. Refs.[19, 20]). Here we presented a method in which such a behavior is easily revealed in sound fluctuations of traffic flows.

IV. FINAL REMARKS

In summary, we have considered some aspects of the large-time structure of traffic flows. We have suggested a cost-effective method to collect traffic data in terms of the noise of sound the traffics flows actually produce. The scaling behavior observed can easily be modelled in terms of a general form of stochastic differential equation with memory effects included which opens up an avenue of detailed analysis. In our presentation of the method retardation effects, Doppler shifts, frequency dependence of the sound and other features, which can be inferred from sound observations, have all been neglected but can be used in more realistic situations to extract details of the monitored vehicles, flow rates and other characteristics of traffic flows. Our data from a realistic traffic situation also suggest the presence of a $1/f$ noise, a feature which has been suggested elsewhere to be of great importance in the self-regulatory behavior of intense traffic flows [19].

Even though we have applied our methods in order to model properties of traffic flows, it appears that the considerations outlined in the present paper have a much broader range of applicability. We intend to come back to such issues elsewhere.

ACKNOWLEDGMENT

One of the authors (B.-S.S.) wishes to thank NorFA for financial support and Göran Wendin and the Department of Microelectronics and Nanoscience at Chalmers University of Technology and Göteborg University for hospitality. We are also indebted to the director C. Skagerstam of Procaan AB, Sweden, for assistance in the sound measurements.

-
- [1] "Traffic and Granular Flow", Eds. D. E. Wolf, M. Schreckenberg and B. Bachem (World Scientific, 1996).
 [2] D. Chowdhury, L. Santen and A. Schadschneider, "Sta-

tistical Physics of Vehicular Traffic and Some Related Systems", Phys. Rep. **329**, 199 (2000).

- [3] K. Nagel and M. Schreckenberg, J. Phys. **I 2** France, 2221

- (1992).
- [4] M. Schreckenberg, A. Schadschneider, K. Nagel and N. Ito, Phys. Rev. **E51**, 2939 (1995).
- [5] G. Orosz, R. E. Wilson and B. Krauskopf, Phys. Rev. **E70**, 026207 (2004); M. Argollo de Menezes and A.-L. Barabási, Phys. Rev. Lett. **93**, 068701 (2004); W. Knospe, L. Santen, A. Schadschneider and M. Schreckenberg, Phys. Rev. **E70**, 016115 (2004); B. A. Toledo, V. Muñoz, R. Jogan and J. Valdivia, *ibid.*, 016107 (2004) and 039901 (2004); H. K. Lee, R. Barlovic, M. Schreckenberg and D. Kim, Phys. Rev. Lett. **92**, 238702 (2004); T. Teramoto, K. -I. Ueda and Y. Nishiura, Phys. Rev. **E69**, 056224 (2004); B. Jia, R. Jiang and Q. -S. Wu, *ibid.*, 056105 (2004); A. Brzank, G. M. Schütz, P. Bräuer and J. Kärger, *ibid.*, 031102 (2004); B. Tadić, S. Thurner and G. J. Rodgers, *ibid.*, 021108 (2004); K. Fukuda, H. E. Stanley and L. A. Amaral, *ibid.*, 021108 (2004); Y. Yokoya, *ibid.*, 016121 (2004); H. K. Lee, H. -W. Lee and D. Kim, *ibid.*, 016118 (2004); K. Hasebe, A. Nakayama and Y. Sugiyama, *ibid.*, 017103 (2004); L. C. Davis, *ibid.*, 016108 (2004); *ibid.*, 066110 (2004);
- [6] H. Mori, Prog. Theor. Phys. **33**, 423 (1965); *ibid.* **34** (1965) 399.
- [7] M. H. Lee, Phys. Rev. **B26**, 2547 (1982); J. Math. **24** (1983) 2512; Phys. Rev. Lett. **85** (2000) 2422.
- [8] J. Davidsen and H. G. Schutser, Phys. Rev. **E 65**, 026120 (2002).
- [9] A. Arnedo, E. Bacry and J. F. Muzy, Physica **A 213**, 232 (1995).
- [10] C. J. Jones, G. T. Lonergan and D. E. Mainwaring, J. Phys. **A29**, 2509 (1996).
- [11] I. Simonsen, A. Hansen and O. M. Nes, Phys. Rev. **E58**, 2779 (1998).
- [12] R. Morgado, F. A. Oliveira, G. G. Batrouni and A. Hansen, Phys. Rev. Lett. **89**, 100601 (2002).
- [13] R. Kubo, "The Fluctuation-Dissipation Theorem", Rep. Prog. Phys. **29**, 255 (1966)
- [14] I. V. L. Costa, R. Morgado, M. V. B. T. Lima and F. A. Oliveira, Europhys. Lett. **63**, 173 (2003).
- [15] R. J. Gaylord and P. R. Wellin, "Computer Simulations with Mathematica - Explorations in Complex Physical and Biological Systems" (Springer Verlag, New York 1995).
- [16] I. Daubechies, "Ten Lectures on Wavelets" (SIAM, Philadelphia, 1992).
- [17] D. E. Newland, "An Introduction to Random Vibrations, Spectral & Wavelet Analysis", Third Edition (Longman Scientific & Technical, Harlow, 1996).
- [18] We have made use of a standard integrating sound meter with an accuracy of $\pm 1.5dB$. The device has a frequency range of $31.5Hz - 8kHz$ with a frequency weighting *A* according to *International Electrotechnical Commission Publication 651* (1979).
- [19] M. Paczuski and K. Nagel, "Self-Organized Criticality and $1/f$ Noise in Traffic" in Ref.[1].
- [20] Shu-Ping Chen and Ding-Wei Huang, Phys. Rev. **E 63**, 036110 (2001).