

A Theory of Inertial Range Similarity in Isotropic Turbulence

Mogens V. Melander and Bruce R. Fabijonas

Department of Mathematics, Southern Methodist University, Dallas, TX 75275

(Dated: November 14, 2018)

We consider equilibrium statistics for high Reynolds number isotropic turbulence in an incompressible flow driven by steady forcing at the largest scale. Motivated by shell model observations, we develop a similarity theory for the inertial range from clearly stated assumptions. In the right variables, the theory is scaling invariant, but in traditional variables it shows anomalous scaling. We obtain the underlying probability density function, the scaling exponents, and the coefficients for the structure functions. An inertial range length scale also emerges.

PACS numbers: 47.27.Eq, 47.52.+j, 11.80.Cr, 47.27.Gs, 05.45.Jn, 47.27.Jv, 47.27.eb, 47.27.ed

Turbulence is often called the last great unsolved problem in classical physics. Being responsible for rapid mixing and energy dissipation in fluids, turbulence is also critical in many applications. Turbulence research aims to describe an ensemble of flow realizations statistically using moments or probability density functions (PDFs). The simplest and most symmetric problem to consider is steady-forced isotropic turbulence in an incompressible fluid. At high Reynolds numbers, large-scale forcing is separated from the dissipation by a wide range of scales where inertial forces rule and the physics is universal. In 1941, Kolmogorov [1] developed the first theory for this inertial range. His theory removes scale dependence by normalization. Unfortunately, his scale invariance is at odds with observations. The discrepancy is

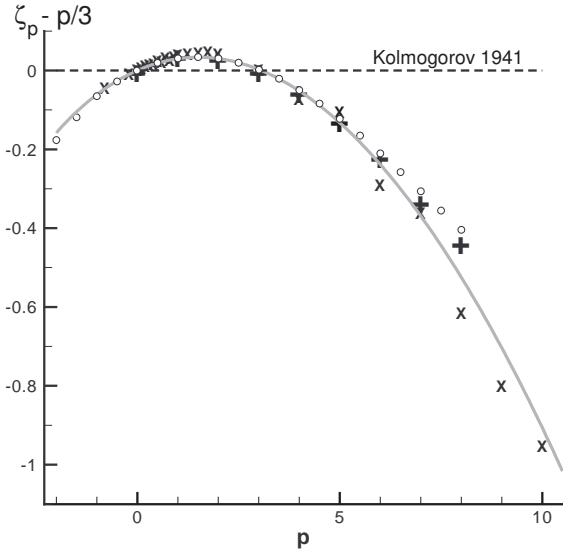


FIG. 1: Compensated exponents. Experimental data: longitudinal (+) from [3], transverse (x) from [4]. Our shell model data (o); note the statistical convergence is poor for $p > 5$. The curve is our theory with $\beta = 1.83$ and $\zeta_{-2} = -0.82$.

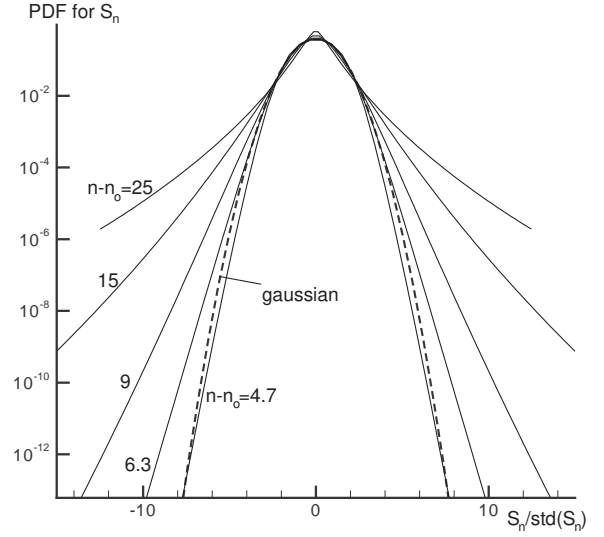


FIG. 2: Normalized one dimensional PDF obtained from our theory. n is the shell number which increases towards smaller scales.

called “anomalous scaling.” According to Frisch [2, p. ix], “modern work on turbulence focuses to a large extent on trying to understand the reasons for the partial failure of the 1941 theory.”

In the inertial range, the p th order moment or structure function \mathcal{S}_p for the velocity difference $\delta v(l)$ between two points is a power law in the separation distance l [2], i.e., $\mathcal{S}_p \propto l^{\zeta_p}$. Kolmogorov [1, 2] suggested $\zeta_p = p/3$. This way, $\mathcal{S}_p(l)/\mathcal{S}_2^{p/2}(l)$ is independent of l . Moreover, the PDFs for δv at different l collapse to a single curve when plotted in units of standard deviations. For a wide inertial range, Kolmogorov’s scaling invariance seems an obvious expectation. It is, however, refuted by experimental data [2, 3, 4]. ζ_p is not a linear function of p (Fig. 1), and the shape of the PDF varies with scale as in Fig. 2. The deviation of ζ_p from $p/3$ is the anomalous scaling.

Naturally, the central question is this: Why no scaling invariance? We suggest the simple answer that scaling invariance emerges in the PDF not for δv , but rather for a different function. This function is easiest to find in wave number space. There, $\mathbf{k} \cdot \hat{\mathbf{u}} = 0$ together with $\hat{\mathbf{u}}(-\mathbf{k}) = \hat{\mathbf{u}}^*(\mathbf{k})$ leaves two real variables at each \mathbf{k} . Equivalently, the complex helical waves decomposition [5] expresses $\hat{\mathbf{u}}(\mathbf{k})$ using a right and left-handed amplitude. Let ξ_k be their joint PDF in wave number shell $k = |\mathbf{k}|$. Using polar form instead of two real amplitudes, we can expand azimuthally

$$\xi_k(r, \theta) = \sum_{m=0}^{\infty} \xi_k^{(m)}(r) \cos(m(\theta - \theta_m)).$$

In shell model statistics, we have found scaling invariance of $\xi_k^{(0)} \circ \exp$, which is the mean radial profile of ξ_k on

a logarithmic abscissa. This paper shows how scaling invariance of $\xi_k^{(0)} \circ \exp$ leads to a theory of anomalous scaling. We do not consider other $\xi_k^{(m)}$ here.

Let us first consider the shell model data. Although crude models of the Navier-Stokes equations in wave number space, shell models [6, 7, 8] allow us to gather turbulence statistics at asymptotically high Reynolds numbers. Moreover, shell models exhibit anomalous scaling [6, 7]. We use Zimin's shell model [9, 10, 11]. Built on complex helical waves, it inherits the correct balance of left- and right-handedness from Navier-Stokes. Wavelets partition wave number space into shells $2^n\pi \leq |\mathbf{k}| < 2^{n+1}\pi$, and, in the spirit of Lorenz [8], two collective variables R_n and L_n model all wavelet coefficients within each shell. Using toroidal $S_n = R_n + L_n$ and poloidal $D_n = R_n - L_n$ velocities, the evolution equations read

$$\frac{dS_n}{dt} = 2^{5n/2} \sum_{m=-\infty}^{\infty} T_m \left(\frac{S_n S_{n-m}}{2^{4m}} - \frac{D_n D_{n-m}}{2^{5m}} - 2^{3m/2} S_{n+m}^2 + 2^{3m/2} D_{n+m}^2 \right) - \nu 4^n 2\pi^2 S_n + F_{S,n}, \quad (1)$$

$$\frac{dD_n}{dt} = 2^{5n/2} \sum_{m=-\infty}^{\infty} T_m \left(\frac{S_n D_{n-m}}{2^{5m}} - \frac{D_n S_{n-m}}{2^{4m}} \right) - \nu 4^n 2\pi^2 D_n + F_{D,n}, \quad (2)$$

where $T_m = 0$ for $m < -1$, $T_{-1} = 0.1935$, $T_0 = 0$, and $T_m = 2^{5/2} T_{-1}$ for $m \geq 1$; ν is the kinematic viscosity; and $F = (F_{S,n}, F_{D,n})$ is the forcing. In polar form, we have $(S_n, D_n) = A_n(\cos \vartheta_n, \sin \vartheta_n)$, where A_n is the shell amplitude. The shell energy is $E_n = \rho_n A_n^2/4$, and the enstrophy $Z_n = \pi^2 4^n \rho_n A_n^2$, where $\rho_n \equiv 7\pi 8^n/18$ is the wavelet density. With $E = \sum E_n$ and $Z = \sum Z_n$, we form the Reynolds number $R_\lambda = \langle E \rangle \nu^{-1} (20/(3 \langle Z \rangle))^{1/2}$. Our focus is equilibrium statistics for isotropic turbulence in the classical setting of a fixed integral scale (e.g., fixed box size) and steady helicity-free forcing at the largest scale. Thus, we truncate (1)-(2) so $n \geq 0$ and set the forcing as $F_{S,n} = -\delta_{n0}$, $F_{D,n} \equiv 0$. Using VODE [12], we generate an equilibrium ensemble of 260,000 realizations starting from random large scale initial conditions ($R_\lambda \simeq 3 \times 10^6$ and $\nu/|F| = 1.3 \times 10^{-5}$).

Let ψ_n be the PDF of $\ln A_n$, i.e. $\psi_n(x)dx \equiv \Pr\{x < \ln A_n < x + dx\}$. We compute ψ_n from our ensemble using kernel density estimation. The result (Fig. 3) reveals scaling invariance in the inertial range: shifts and abscissa-scaling collapse the graphs of $\psi_n(x)/e^{2x}$ to a single curve. Thus, one function f generates ψ_n by the similarity: $\psi_n(x) = e^{2x} \tau_n f((x - \mu_n)/\sigma_n)/\sigma_n$. This formula expresses scaling invariance of $\xi_k^{(0)} \circ \exp$. Let ϕ_n be the PDF for A_n . Then, $\phi_n(x)dx = \Pr\{x < A_n <$

$x + dx\} = \Pr\{\ln x < \ln A_n < \ln x + d \ln x\}$ so that $\phi_n(x) = \psi_n(\ln x)/x$, and our similarity becomes

$$\frac{\phi_n(x)}{x} = \frac{\tau_n}{\sigma_n} g \left(\left(\frac{x}{\tilde{\mu}_n} \right)^{1/\sigma_n} \right), \quad (3)$$

where $g \equiv f \circ \ln$ and $\tilde{\mu}_n \equiv e^{\mu_n}$.

Now we develop the theory. Motivated by the shell model, let us assume (3) and seek those functions g allowing

$$\mathcal{S}_p(n) = C_p 2^{-\zeta_p(n-n_0)}.$$

We use Mellin transforms, i.e.

$$G(z) \equiv \mathfrak{M}[g(x), z] = \int_0^\infty x^{z-1} g(x) dx,$$

to express $\mathcal{S}_p(n)$ as moments of ϕ_n . For positive constants a and q , operational rules [13] include $\mathfrak{M}[g(ax), z] = a^{-z} G(z)$ and $\mathfrak{M}[g(x^q), z] = G(z/q)/q$. Using these,

$$\begin{aligned} \mathcal{S}_p(n) &= \rho_n^{p/2} \langle A_n^p \rangle = \rho_n^{p/2} \mathfrak{M}[\phi_n(x)/x, p+2] \\ &= \rho_n^{p/2} \tau_n \tilde{\mu}_n^{p+2} G((p+2)\sigma_n). \end{aligned} \quad (4)$$

Using $\mathcal{S}_0(n) \equiv 1$, we eliminate τ_n so that $\mathcal{S}_p(n) = \rho_n^{p/2} \tilde{\mu}_n^p G((p+2)\sigma_n)/G(2\sigma_n)$. Setting $p = 3$ yields

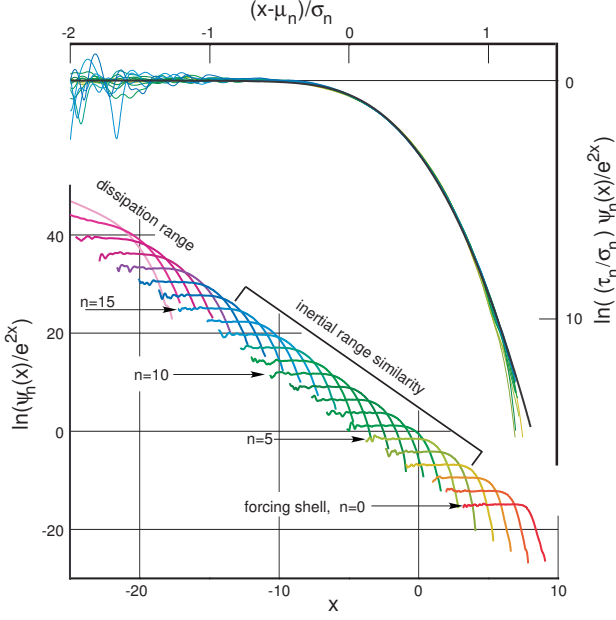


FIG. 3: (Color online) Statistical shell model data. The top panel shows the collapse in the inertial range and our theoretical curve (heavy black).

$\tilde{\mu}_n = C_3^{1/3} \rho_n^{-1/2} (G(2\sigma_n)/G(5\sigma_n))^{1/3} 2^{-\xi_3(n-n_0)/3}$. Consequently,

$$\mathcal{S}_p(n) = C_3^{p/3} 2^{-\xi_3 p(n-n_0)/3} \left(\frac{G(2\sigma_n)}{G(5\sigma_n)} \right)^{p/3} \frac{G((p+2)\sigma_n)}{G(2\sigma_n)}.$$

The assumption $\mathcal{S}_p(n) = C_p 2^{-\zeta_p(n-n_0)}$ implies

$$\left(\frac{G(2\sigma_n)}{G(5\sigma_n)} \right)^{p/3} \frac{G((p+2)\sigma_n)}{G(2\sigma_n)} = e^{\mathcal{A}(p)(n-n_0) + \mathcal{B}(p)}$$

for some $\mathcal{A}(p)$ and $\mathcal{B}(p)$. We set n_0 so that \mathcal{B} contains no multiple of \mathcal{A} . With $\eta \equiv \ln \circ G$ we obtain

$$\begin{aligned} \frac{p}{3} (\eta(2\sigma_n) - \eta(5\sigma_n)) + \eta((p+2)\sigma_n) - \eta(2\sigma_n) \\ = \mathcal{A}(p)(n-n_0) + \mathcal{B}(p). \end{aligned}$$

Assuming the existence of an invertible function s such that $s(n) = \sigma_n$ we have $w = s(n) \Leftrightarrow n = s^{-1}(w)$ and a linear functional equation for η :

$$\begin{aligned} \frac{p}{3} (\eta(2w) - \eta(5w)) + \eta((p+2)w) - \eta(2w) \\ = \mathcal{A}(p)(s^{-1}(w) - n_0) + \mathcal{B}(p). \end{aligned} \quad (5)$$

The homogeneous solution is $\eta(w) = aw + b$. It does not affect $\mathcal{S}_p(n)$. In fact, $a = b = 0$ means normalization, but no loss of generality. The non-homogeneous solution is then $\eta(w) = d_1 w^\beta + d_2 \ln w$, where d_1 , d_2 and β are constants. Special solutions $\eta = d_1 (\ln w)^2 + d_2 \ln w$ and

$\eta = d_1 w \ln w + d_2 \ln w$ substitute for the degenerate cases $\beta = 0$ and $\beta = 1$. Shell model data indicate $\beta \approx 1.83$, so we present analysis for $\beta \neq 0, 1$. That is, $G(z) = e^{\eta(z)} = z^{d_2} e^{d_1 z^\beta}$. Experimental [14] and (our) computational evidence show that the joint PDF ξ_k is finite and non-zero at the origin. Thus, we add the theoretical assumption of a finite non-zero value for $g(x) = \mathfrak{M}^{-1}[z^{d_2} e^{d_1 z^\beta}, x]$ as $x \rightarrow 0^+$. This implies $d_2 = -1$. Inserting $\eta = d_1 w^\beta - \ln w$ into (5), we obtain $\mathcal{B}(p) = -p \ln(2/5) - \ln(p/2 + 1)$, $\mathcal{A}(p) = d_4 \left(\frac{p}{3} (2^\beta - 5^\beta) + (p+2)^\beta - 2^\beta \right)$, and $\sigma_n = s(n) = (d_4/d_1)^{1/\beta} (n-n_0)^{1/\beta}$, where d_4 is constant. Expressing d_4 in terms of ζ_{-2} , we find for $p \geq -2$,

$$\zeta_p = (\zeta_3 + \frac{3}{2}\zeta_{-2}) \left[\frac{(p/2+1)^\beta - (p/2+1)}{(5/2)^\beta - 5/2} \right] - \frac{p}{2}\zeta_{-2}, \quad (6)$$

$$C_p = C_3^{p/3} \left(\frac{5}{2} \right)^{p/3} \frac{2}{p+2}, \quad p > -2. \quad (7)$$

Serving only to normalize σ_n , the constant d_1 is absent from ζ_p and C_p . We choose d_1 so that $(d_4/d_1)^{1/\beta} = 1/2$. With $\kappa \equiv (\zeta_3 + 3\zeta_{-2}/2)/((5/2)^\beta - 5/2)$ we have

$$G(z) = z^{-1} 2^{-\kappa z^\beta}. \quad (8)$$

All together, we have five parameters: $C_3, \zeta_{-2}, \zeta_3, \beta, n_0$. Kolmogorov's 4/5-law implies $\zeta_3 = 1$. To find the others, we use cumulants of $\ln A_n$. Let $\Psi_n(s)$ be the characteristic function of $\psi_n(x) = e^x \phi_n(x)$. By substituting $x = \ln u$, we obtain $\Psi_n(s) = \mathfrak{M}[\phi_n(u), is + 1] = \rho_n^{-is} \mathcal{S}_{is}(n) = \rho_n^{-is} C_{is} 2^{-\zeta_{is}(n-n_0)}$. Clearly, $\ln \Psi_n(s)$ is a linear function of n , as are the cumulants $\langle\langle (\ln A_n)^m \rangle\rangle \equiv [(-id/ds)^m \ln \Psi_n(s)]_{s=0}$. In particular, $2\langle\langle \ln A_n \rangle\rangle + 1 = -\ln(7\pi/18) - 3n \ln 2 + 2 \ln(C_3 5/2)/3 - (\kappa(\beta - 1) - \zeta_{-2})(n - n_0) \ln 2$, and $4\langle\langle (\ln A_n)^2 \rangle\rangle - 1 = -\kappa\beta(\beta - 1)(\ln 2)(n - n_0)$. We plot $\langle\langle \ln A_n \rangle\rangle$ and $\langle\langle (\ln A_n)^2 \rangle\rangle$ for our shell model data in Fig. 4. The data clearly identifies two lines. Using them, we find $C_3 = 3.85$, $\zeta_{-2} = -0.825$, $\beta = 1.83$, $n_0 = -3.7$. These values collapse the data in Fig. 3 with

$$\begin{aligned} \tau_n/\sigma_n &= 2\rho_n (5C_3/2)^{-2/3} 2^{-(n-n_0)\zeta_{-2}}, \\ \mu_n &= \ln \left[(5C_3/2)^{1/3} (2^{(\kappa+\zeta_{-2})(n-n_0)}/\rho_n)^{1/2} \right], \\ \sigma_n &= \frac{1}{2}(n-n_0)^{1/\beta}. \end{aligned}$$

As the virtual origin of the inertial range scaling, n_0 identifies a turbulence length scale exclusively from inertial range properties.

Our theory yields

$$\begin{aligned} \frac{\phi_n(x)}{x} &= \frac{\tau_n}{\sigma_n} \times \\ &\mathfrak{M}^{-1} \left[z^{-1} e^{z^\beta \text{sign}(\beta-1)}, \left(\frac{x}{\tilde{\mu}_n} \right)^{(|\kappa| \ln 2)^{-1/\beta} / \sigma_n} \right], \end{aligned} \quad (9)$$

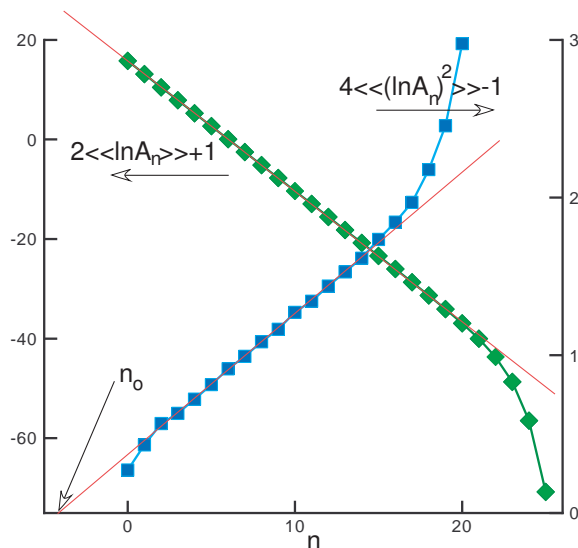


FIG. 4: (Color online) Cumulant data used to identify n_0 , β , C_3 , ζ_{-2} for the shell model.

where numerical techniques [15] provide the inverse Mellin transform. Recall that $\phi_n(x)/x$ represents the first term $\xi_k^{(0)}$ in the azimuthal expansion of the joint PDF ξ_k , so to compare with one-dimensional PDFs from the literature, e.g. [2, 6, 7], we integrate $\phi_n \left((S_n^2 + D_n^2)^{1/2} \right)$ over D_n . The result is an approximation to the PDF for S_n (Fig. 2). The shape of the PDF differs between shells. It is roughly Gaussian for small $n - n_0$, but develops a sharp peak and broad tails as n increases. These are classical characteristics of anomalous scaling.

Theory often requires that ζ_p increases monotonically [2]. This is a consequence of assuming an upper bound for the velocity so as to avoid supersonic speeds [2]. Correspondingly, the PDF for the velocity increment can not have an infinite tail, but must have compact support. Our function g has compact support when $\beta < 1$, but not when $\beta > 1$. Importantly, our data yields $\beta \simeq 1.83 > 1$. Consequently, ζ_p has a maximum and even decreases to negative values when p is large. Negative values of ζ_p are not unphysical. In fact, they occur in 2D turbulence [16]. As a mathematical problem, turbulence described by the incompressible Navier-Stokes equations does not know of supersonic speeds and has its own statistics. We can not impose constraints on that statistics. It is a different matter that the incompressible equations incorrectly describe fluid flows at supersonic speeds. It is wrong to

require $d\zeta_p/dp > 0$ simply because the condition imposes compact support on the PDF. In contrast, $d^2\zeta_p/dp^2 < 0$ follows from $\langle\langle A_n^2 \rangle\rangle > 0$.

Our theory has scaling invariance in the form of the similarity formula (3), but also reproduces the well known anomalous scaling when expressed in traditional variables (Fig. 2). Thus, by choosing the right variable, anomalous scaling disappears and we obtain a collapse across scales as in Figure 3. Our theory rests on four inertial range assumptions: scaling invariance of $\xi_k^{(0)} \circ \exp$ (Eqn.(3)), existence of the exponents ζ_p , a finite $\xi_k^{(0)}(0) \neq 0$, and an invertible σ_n . These assumptions hold for our shell model. We can only conjecture that they also hold for Navier-Stokes. To test our theory, one should aim to reproduce the collapse in Fig. 3. That is, sample $\ln(E(|\mathbf{k}|))$ for various $k = |\mathbf{k}|$ in the inertial range, $E(|\mathbf{k}|)$ being the three-dimensional energy. Call the PDF ψ_k and plot the lower part of Fig. 3 with ψ_k replacing ψ_n . If curves for different k can be brought to coalesce by shifts and horizontal scaling, then our theory applies and gives the analytical expression for ψ_k as well as many other formulas.

-
- [1] A. N. Kolmogorov (1941), reprinted in Proc. R. Soc. Lond. A **434**, 9-13 (1991).
 - [2] U. Frisch, *Turbulence* (Cambridge University Press, 1995).
 - [3] R. Benzi, S. Ciliberto, C. Baudet, and G. R. Chavarria, *Physica D* **80**, 385 (1995).
 - [4] S. Kurien and K. R. Sreenivasan, *Phys. Rev. E* **64**, 056302 (2001).
 - [5] M. Lesieur, *Turbulence in Fluids* (Martinus Nijhoff, 1990), 2nd ed.
 - [6] L. Biferale, *Annu. Rev. Fluid Mech.* **35**, 441 (2003).
 - [7] T. Bohr, M. Jensen, G. Paladin, and A. Vulpiani, *Dynamical Systems Approach to Turbulence* (Cambridge University Press, 1998).
 - [8] E. Lorenz, *J. Fluid Mech.* **55**, 545 (1972).
 - [9] V. Zimin and F. Hussain, *Phys. Fluids* **7**, 2925 (1995).
 - [10] M. Melander and B. Fabijonas, *J. Fluid Mech.* **463**, 241 (2002).
 - [11] M. Melander and B. Fabijonas, *J. Turb.* **4**, 014 (2003).
 - [12] N. Brown, G. Byrne, and A. Hindmarsh, *SIAM J. Sci. Stat. Comput.* **10**, 1038 (1989).
 - [13] F. Oberhettinger, *Tables of Mellin Transforms* (Springer, 1974).
 - [14] M. Siefert and J. Peinke, *J. Turb.* (2004, submitted).
 - [15] B. Fabijonas and M. Melander, Manuscript (2005).
 - [16] G. L. Eyink, *Physica D* **91**, 97 (1996).