

The Origin of Power-law Correlation between Strength and Degree in Weighted Scale-free Networks

Qing Ou^{1,2}, Ying-Di Jin¹, Tao Zhou^{1,*}, Bing-Hong Wang¹, and Bao-Qun Yin²

¹*Department of Modern Physics and Nonlinear Science Center*

²*Department of Automation,*

University of Science and Technology of China, 230026, PR China

(Dated: November 4, 2019)

Many weighted scale-free networks are known to have a power-law correlation between strength and degree of nodes, which, however, has not been well explicated. We investigate the dynamic behaviors of resource/traffic flow on scale-free networks. The dynamical system will evolve to a kinetic equilibrium state, where the strength, defined by the amount of resource or traffic load, is correlated with the degree in a power-law form with tunable exponent. The analytical results agree with simulations well.

PACS numbers: 02.50.Le, 05.65.+b, 87.23.Ge, 87.23.Kg

I. INTRODUCTION

A very interesting empirical phenomenon in the study of weighted networks is the power-law correlation between strength s and degree k of nodes $s \sim k^\theta$ [1, 2, 3, 4]. Very recently, Wang *et al* have proposed a mutual selection model to explain the origin of this power-law correlation [5]. This model can provide a partial explanation for social weighted networks, however, is far from the reality of technological networks.

In many cases, the concepts of edge-weight and node-strength are associated with network dynamics. For example, the weight in communication networks is often defined by the load along with the edge [6], and the strength in epidemic contact networks is defined by the individual infectivity [7]. On one hand, although the weight/strength distribution may evolve to a stable form, the individual value is being changed with time by the dynamical process upon network. On the other hand, the weight/strength distribution will highly affect the corresponding dynamic behaviors [8, 9, 10].

Inspired by the interplay of weight and network dynamics, Barrat *et al* proposed an evolution model (BBV model for short) for weighted networks [11, 12]. Although this model can naturally reproduce the power-law distribution of degree, edge-weight, and node-strength, it fails to obtain the power-law correlation between strength and degree. In BBV model, the dynamics of weight and network structure are assumed in the same time scale, that is, in each time step, the weight distribution and network topology changes simultaneously. Here we argue that the above two time scales are far different. Actually, in many real-life situation, the individual weight varies momentarily whereas the network topology only slightly changed during a relatively long period. Similar to the traffic dynamics based on local routing protocol [13, 14, 15, 16],

we investigate the dynamic behaviors of resource/traffic flow on scale-free networks with given structures, which may give some illuminations about the origin of power-law correlation between strength and degree in weighted scale-free Networks.

II. RESOURCE FLOW WITH PREFERENTIAL ALLOCATION

As mentioned above, strength usually represents resources or substance allocated to each node, such as wealth of individuals of financial contact networks [17], the number of passengers in airports of world-wide airport networks [18], the throughput of power stations of electric power grids [19], and so on. These resources also flow constantly in networks: Money shifts from one to another by currency, electric power is transmitted to every city from power plants by several power hubs, and passengers travel from one airport to another. Further more, resource prefers to flow to larger-degree nodes. In transport networks, large nodes imply hubs or centers in traffic system. So passengers can get a quick arrival to destination by choosing larger airports or stations. In financial systems, people also favors to buy stocks of larger companies or deposited in banks with more capital because larger companies and banks generally have more power to make profits and more capacity to avoid losses. Inspired by the above facts, we propose a simple mechanism to describe the resource flow with preferential allocation in networks.

At each time, as shown in Fig. 1, resources in each node are divided into several pieces and then flow to its neighbors. The amount of each piece is determined by its neighbors' degrees. We can regulate the extent of preference by a tunable parameter α . The equations of resource flow are

$$Q_{j \rightarrow i}(t) = k_i^\alpha s_j(t) / \sum_{l \in N(j)} k_l^\alpha, \quad (1)$$

*Electronic address: zhutou@ustc.edu

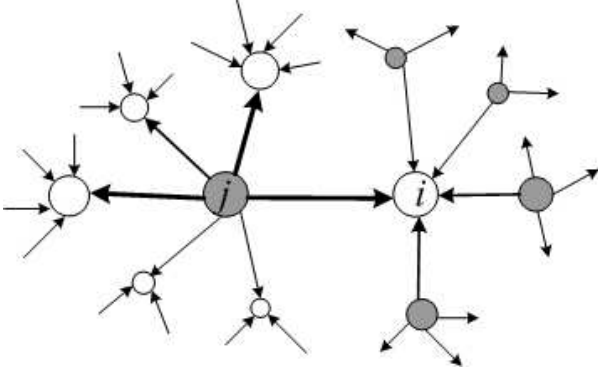


FIG. 1: Resources in node j are divided into several pieces and then flow to its neighbors. The thicker lines implies there are more resources flowing. It is worth noting that, in order to give a clearer illustration we do not plot resource flow into node j or out of node i .

where $Q_{j \rightarrow i}(t)$ is the amount of resources moving from node j to i at time t , $s_j(t)$ is the amount of resources owned by node j at time t , k_i is the degree of node i and $N(j)$ is the set of neighbors of node j . If i and j are not neighboring, then $Q_{j \rightarrow i} = Q_{i \rightarrow j} = 0$. Meanwhile each node also get resources from its neighbors, so at time $t + 1$ we have for any node i

$$s_i(t+1) = \sum_{j \in N(i)} Q_{j \rightarrow i}(t) = \sum_{j \in N(i)} (k_i^\alpha s_j(t) / \sum_{l \in N(j)} k_l^\alpha). \quad (2)$$

The mechanism enables each node to distribute all its resources to its neighbors the same time to get resources from them, which is reasonable for traffic networks and electric power ones, but appears not well reasonable for economic networks. However, as often seen, when people have covered daily expenses, they then deposit the remainder of incomes in banks that in turn make an investment in profitable areas since money would never make profits unless it is current in markets. So most money will be constantly moving from one to another. Thus our proposed mechanism also applies to economic cases. Beside that, such a mechanism is very simple and facilitates our analysis.

III. KINETIC EQUILIBRIUM STATE

The Eq. 2 can be expressed in terms of a matrix equation, reads

$$\vec{S}(t+1) = A\vec{S}(t) := \begin{pmatrix} a_{11} & \dots & a_{1n} \\ a_{21} & \dots & a_{2n} \\ \dots & \dots & \dots \\ a_{n1} & \dots & a_{nn} \end{pmatrix} \cdot \begin{pmatrix} s_1(t) \\ s_2(t) \\ \dots \\ s_n(t) \end{pmatrix} \quad (3)$$

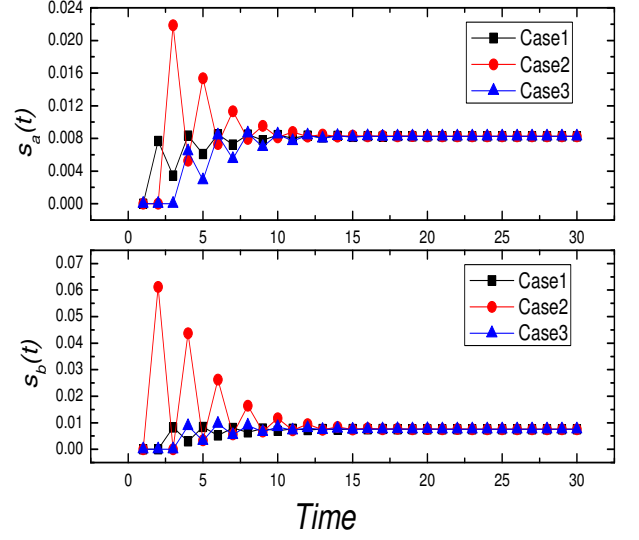


FIG. 2: (Color online) The evolution of the strength of node a and b , where nodes a and b are randomly selected for observation. The three cases are different initial states which simply satisfy $\sum_i s_i(0) = 1$. The exponent $\alpha = 1$.

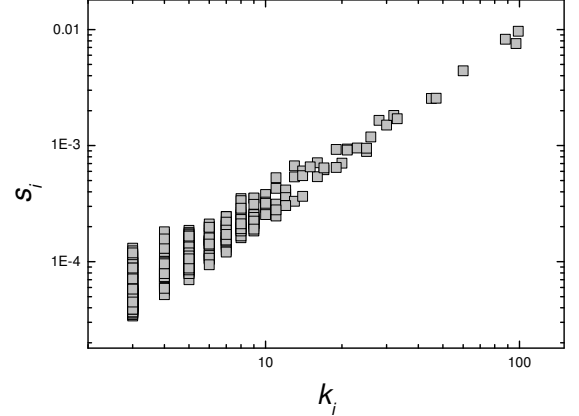


FIG. 3: Scatter plots of s_i vs k_i for all the nodes

where the elements of matrix A is given by

$$a_{ij} = \begin{cases} k_i^\alpha / \sum_{l \in N(j)} k_l^\alpha & j \in N(i) \\ 0 & \text{otherwise} \end{cases} \quad (4)$$

Note that $\sum_{j=1}^n |a_{ij}| = 1$ for any i , so according to the Gershgorin disk theorem [20], the spectrum radius of matrix A obeys the equality $\rho(A) \leq 1$. Further more,

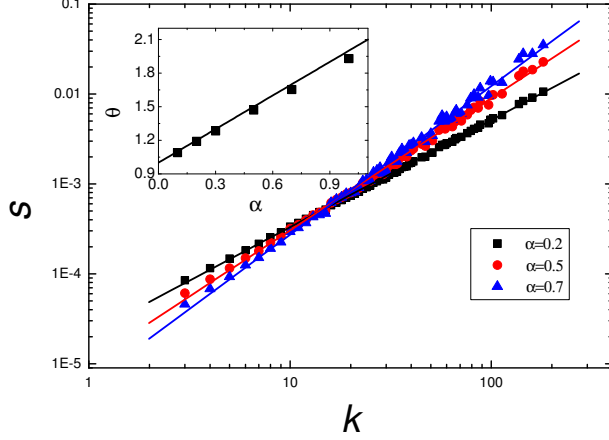


FIG. 4: (Color online) The correlation between degree and strength with different α . In the inset, the relationship between θ and α is given, where the squares come from the simulations and the solid line represents the theoretical result $\theta = 1 + \alpha$.

since the considered network is symmetry-free, A^k will converge to a constant matrix for infinite k . That is, if given the initial boundary condition to Eq. 3 (e.g. let $\sum_{i=0}^n s_i(0) = 1$, where n denotes the total number of nodes in network), then $s_i(t)$ will converge in the limit of infinite t as $\lim_{t \rightarrow \infty} s_i = s_i$ for each node i .

Consequently, Denote $\vec{S} := (s_1, s_2 \dots s_n)^T$, one can obtain

$$\vec{S} = A\vec{S}. \quad (5)$$

That is, for any i ,

$$s_i = \sum_{j \in N(i)} (k_i^\alpha s_j / \sum_{l \in N(j)} k_l^\alpha). \quad (6)$$

From Eq. 5, it is clear shown that \vec{S} is just the kinetic equilibrium state of resource flow in our model. Note that $\vec{S} = \lim_{k \rightarrow \infty} A^k \vec{S}(0)$, if given the initial boundary condition with $\vec{S}(0)$ satisfying $\sum_{i=0}^n s_i(0) = 1$, then \vec{S} is determined only by matrix A . Since matrix A is determined by the topology only, for each node i in the kinetic equilibrium, $s_i = \lim_{t \rightarrow \infty} s_i$ is completely determined by the network structure. s_i denotes the amount of resource eventually allocated to node i , thus it is well reasonable to define s_i as the strength of node i .

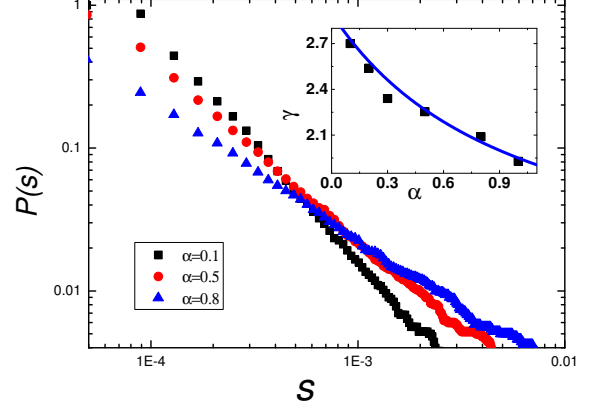


FIG. 5: (Color online) The distribution of strength with different α . The inset exhibits the relation between γ and α , where the squares come from the simulations and the solid line represents the theoretic analysis $\gamma = -(\alpha + \beta)/(1 + \alpha)$.

IV. POWER-LAW CORRELATION BETWEEN STRENGTH AND DEGREE IN SCALE-FREE NETWORKS

The solution of Eq. (6) reads

$$s_i = \lambda k_i^\alpha \sum_{j \in N(i)} k_j^\alpha, \quad (7)$$

where λ is a normalized factor.

This solution gives the analytical relation between s_i and k_i in principle when $\sum_{j \in N(i)} k_j^\alpha$ can be analytically obtained from the degree distribution. For uncorrelated networks [21], statistically we have

$$s_i = \lambda k_i^{1+\alpha} \sum_{k'} P(k') k'^\alpha, \quad (8)$$

where $P(k)$ denotes the probability a randomly selected node is of degree k . Since $\lambda \sum_{k'} P(k') k'^\alpha$ is a constant when given network structure, one have $s_i \sim k_i^{1+\alpha}$, thus

$$s(k) \sim k^{1+\alpha}, \quad (9)$$

where $s(k)$ denotes the average strength over all the nodes with degree k .

This correlation $s(k) \sim k^\theta$ where $\theta = 1 + \alpha$ may be a universal relation between weight and degree in real-life networks that independent to the degree distribution. The power-law strength distribution observed in many real weighted networks can be considered as a result of the conjunct effect of the above above power-law correlation and the scale-free property. Obviously, if the degree distribution in a weighted network obeys the form $P(k) \sim k^{-\beta}$, then one can immediately obtain the distribution of strength

$$P(s) \sim s^{-\gamma}, \quad (10)$$

where the power-law exponent $\gamma = -(\alpha + \beta)/(1 + \alpha)$.

V. SIMULATIONS

Recent empirical studies in network science show that many real-life networks display scale-free property [22], thus we use scale-free networks as the samples. Since the Barabási-Albert (BA) model [23] is the mostly studied model and lacks structural-biases such as non-zero degree-degree correlation, we use BA network with size $N = 5000$ and average degree $\langle k \rangle = 6$ for simulations. The dynamics starts from a completely random distribution of resource. As shown in Fig. 2, we randomly pick two nodes a and b , and record their strength vs time $s_a(t)$ and $s_b(t)$ for three different initial conditions. Clearly, the resource owned by each node will reach a stable state quickly. And no matter how and where the one unit resource flow in, the final state is the same.

Similar to the mechanism used to judge the weight of web by Google, the strength of a node is not only determined by its degree, but also by the strength of its neighbors (see Eq. 7). Although statistically $s(k) \sim k^{1+\alpha}$ for uncorrelated networks, the strengths of the nodes with same degree may be far different especially for low-degree nodes as exhibited in Fig. 3.

In succession, we average the strengths of nodes with the same degree and plot Fig. 4 verifying our theoretical analysis that there is a power-law correlation $s \sim k^\theta$ between strength and degree, with exponent $\theta = 1 + \alpha$. As reported in Fig. 5, the strength also obeys power-law distribution, as observed in many real-life scale-free weighted networks. And the simulations agree with ana-

lytical results well.

VI. CONCLUSION REMARKS

The present model suggests that the power-law correlation between degree and strength arises from the mechanism that resources in networks tend to flow to larger nodes rather than smaller ones. The flow will approaches to kinetic equilibrium in networks, which is determined only by topology of the networks, so we successfully predict weight of a network just from its topology by the equilibrium state. On the other hand, our proposed mechanism can well apply to estimation of behaviors in many networks. When given topology of a traffic network, people can easily predict traffic load in individual nodes and links by using this model, so that this model may be helpful to a better design of traffic networks.

Acknowledgments

The authors thank W. -X. Wang and M. Zhao for comments and suggestions. This work has been partially supported by the National Natural Science Foundation of China under Grant Nos. 70471033, 10472116, 10532060, 70571074 and 10547004, the Specialized Research Fund for the Doctoral Program of Higher Education (SRFDP No.20020358009), the Special Research Funds for Theoretical Physics Frontier Problems under Grant No. A0524701, and Specialized Program under President Funding of Chinese Academy of Science.

-
- [1] W. Li, and X. Cai, Phys. Rev. E **69**, 046106 (2004).
 - [2] A. Barrat, M. Barthélemy, R. Pastor-Satorras, and A. Vespignani, Proc. Natl. Acad. Sci. U.S.A. **101**, 3747 (2004).
 - [3] W. -X. Wang, B. -H. Wang, B. Hu, G. Yan, and Q. Ou, Phys. Rev. Lett. **94**, 188702 (2005).
 - [4] X. -P. Xu, J. -H. Hu, F. Liu, and L. -S. Liu, manuscript submitted to Physica A.
 - [5] W. -X. Wang, B. Hu, T. Zhou, B. -H. Wang, and Y. -B. Xie, Phys. Rev. E **72**, 046140 (2005).
 - [6] M. E. J. Newman, and M. Girvan, Phys. Rev. E **69**, 026113 (2004).
 - [7] T. Zhou, Z. -Q. Fu, and B. -H. Wang, arXiv: physics/0508096, Prog. Natl. Sci. (In Press).
 - [8] G. Yan, T. Zhou, J. Wang, Z. -Q. Fu, and B. -H. Wang, Chin. Phys. Lett. **22**, 510 (2005).
 - [9] A. E. Motter, C. Zhou, and J. Kurths, Phys. Rev. E **71**, 016116 (2005).
 - [10] M. Chavez, D. -U. Hwang, A. Amann, H. G. E. Hentschel, and S. Boccaletti, Phys. Rev. Lett. **94**, 218701 (2005).
 - [11] A. Barrat, M. Barthélemy, and A. Vespignani, Phys. Rev. Lett. **92**, 228701 (2004).
 - [12] A. Barrat, M. Barthélemy, and A. Vespignani, Phys. Rev. E **70**, 266149 (2004).
 - [13] P. Holme, Adv. Complex Syst. **6**, 163 (2003)
 - [14] B. Tadić, S. Thurner and G. J. Rodgers, Phys. Rev. E **69**, 036102 (2004).
 - [15] C. -Y. Yin, B. -H. Wang, W. -X. Wang, T. Zhou, and H. -J. Yang, Phys. Lett. A **351**, 220 (2006).
 - [16] W. -X. Wang, B. -H. Wang, C. -Y. Yin, Y. -B. Xie, and T. Zhou, Phys. Rev. E **73**, 026111 (2006).
 - [17] Y. -B. Xie, B. -H. Wang, B. Hu, and T. Zhou, Phys. Rev. E **71**, 046135 (2005).
 - [18] R. Guimera, S. Mossa, A. Turttschi, and L. A. N. Amaral, Proc. Natl. Acad. Sci. U.S.A. **102**, 7794 (2005).
 - [19] R. Albert, I. Albert, and G. L. Nakarado, Phys. Rev. E **69**, 025103 (2004).
 - [20] R. A. Horn, and C. R. Johnson, *Matrix Analysis* (Cambridge University Press, Cambridge, 1985).
 - [21] M. E. J. Newman, Phys. Rev. Lett. **89**, 208701 (2002).
 - [22] R. Albert, and A. -L. Barabási, Rev. Mod. Phys. **74**, 47 (2002).
 - [23] A. -L. Barabási, and R. Albert, Science **286**, 509 (1999).