

Soft correlations in layered niche networks

P. Fraundorf

*Physics & Astronomy, U. Missouri-StL (63121), St. Louis, MO, USA**

(Dated: February 9, 2020)

Multiscale correlations in biological communities are sometimes challenged by limits on free energy per capita, as well as by environmental change. The standing crop of such correlations might be assessed by an inventory of niche structures focused inward and outward from the physical boundaries of skin (self), gene-pool (family), and meme-pool (culture). Such measures, with information theory roots, might be useful for monitoring the effect on communities of policy changes as well as of naturally-occurring events. They also point the way to more explicit analysis of our relationship to those replicable codes which help and/or hinder our ability to maintain correlations, particularly in context of our shared pre-historic adaptation for supporting only five of the six niche layers mentioned above.

PACS numbers:

I. INTRODUCTION

Why might we want to inventory “soft” correlations in complex systems, like that of a biological community? Perhaps the simplest reason is to provide a handle on the rise and fall of life’s quality. Some of these correlations are already inventoried in piecemeal fashion, for example through population counts, census data, and employment statistics.

The information theory insight that subsystem correlations lie at the heart of thermal physics, as well as of generalized availability measures like net surprisal (Kullback-Leibler divergence) and mutual information¹, makes possible an integrative approach to this problem that may come in handy as we explore the limits of our planet’s ability to sustainably support human communities in the years ahead². For example, what behaviors and physical limits constrain these measures? What changes in life’s quality have emerged in societies on the verge of collapse³, and where and how have communities managed to reverse these changes in the past? Most importantly, how can we make the most of this information in charting the downstream course of our now-global community?




FIG. 2: Human community layer schematic

II. MONITORING STANDING CROP

Perhaps the simplest thing to do is to count niches, as illustrated in Fig. 1. Think of it as a census on steroids, designed (as much as possible) to work for complex systems of all sorts. Operational definitions, as well as objective implementation in practice, will require much discussion and perhaps locally subjective fine-tuning. In some cases, existing measures (like census and employment data) can be integrated into the layered niche analysis. Before we address these, the following subsection discusses the integrative physical context, application to underlying subsystems, and possible enumeration of accessible states for putting these measures into second law terms.

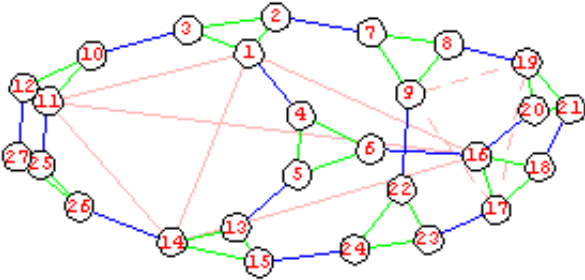


FIG. 1: Layered niche network inventory: This one shows four scales of correlation: self (#), friends (blue), family (green) & teams (light red).

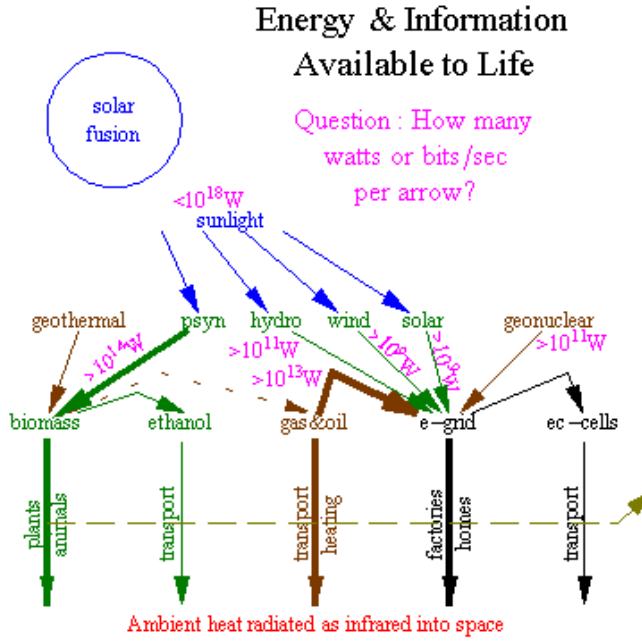


FIG. 3: Life's Energy Flow: The top half represents some of the primary processes involved with energy flow, while the bottom half illustrates significant physical repositories for life's energies, and paths for conversion of energy from one form to another.

A. An integrative physical context

To provide a robust multiscale setting, one might cartoonify hypothetical correlation measures in the following way across three quite different levels of complex system organization: the state of a molecule, a metazoan, and a community of individuals.

- # correlated states/fermion (max 6 in & out from wave-packet, shell, atom) \times # fermions/molecule
- # assignments/molecule (max 6 in & out from surface, cell-membrane, and organ) \times # molecules/metazoan
- # niches/metazoan (max 6 in & out from skin, gene-pool and meme-pool) \times # metazoans/community

Here the number of states or assignments or niches per agent is in effect an average, so that each total can also be determined by a sum of all the states or assignments or niches in the larger unit. Each of the three items in sequence assesses the mutual-information associated with order on a larger size scale. Thus each assignment of a metazoan molecule builds on a certain number of correlated fermion-states within that molecule, just as each niche for a community metazoan will build on a certain number of correlated molecule-assignments with that metazoan. Nonetheless each assignment or niche, as

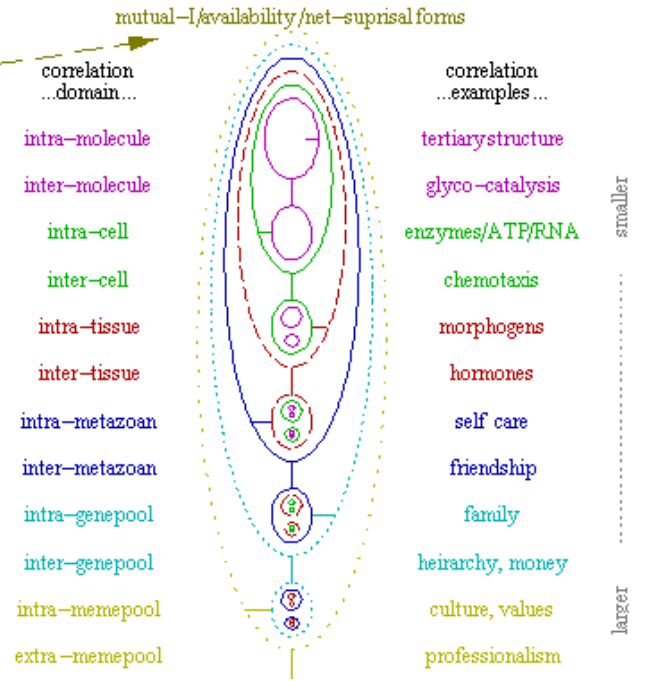


FIG. 4: Life's Stores of Availability: Horizontal bars represent inward-looking correlations, while vertical bars represent outward-looking correlations. This breakdown seems to work reasonably well to categorize by domain both the types of correlations that exist, and the kinds of ideas (i.e. memetic replicators) used to help maintain them.

an emergent phenomenon, is quite distinct from (hence something more than) the sum of its constituent states or assignments, respectively.

Concerning the parenthetic “max 6 in & out from...” clauses, these basically figure that individual elements within a given level of system organization occupy a finite number of correlated state types. Put another way, we plan to categorize each element’s “correlation collection” by viewing it as directed inward and outward with respect to a set of (in the examples above three) sub-system boundaries.

For instance, quantum statistics might first consider that single bit of mutual information between up-spin and down-spin electrons that comprises a carbon atom’s ground state K-shell. This amounts to a pair correlation (wave-packet:OUT) between two intact electrons whose internal structure (wave-packet:IN) is a separate subject. The other electrons in a ground state atom occupy sites which correlate with one another, complete their respective shells (shell:IN), and moreover occupy those shells in the sequence of increasing energy (shell:OUT). We can presently take these correlations for granted, since most carbon atom electrons (except those inside stars) have too little energy to access electronic excited (atom:IN) states.

The question of intra-molecule correlations between electrons (atom:OUT) of course remains an interesting question at room temperature and below, sometimes with

thermodynamic consequences in everyday life. Thus for example electrons involved in covalent bonds, or scattering experiments, are participating in correlations directed outward from the atom to which they were initially assigned. This is also true for electrons participating in collective solid state excitations, like Bose pairs or the conduction band electrons of an operating semiconductor device.

On the level of a metazoan organism, we might similarly consider molecule assignments pointing inward and outward with respect to molecule surface, cell-membrane, and organ. For example, hormone molecules required to convey signals from one organ system to another might be seen as charged with an inter-tissue (organ:OUT) assignment.

B. Community inventories

The original motivation for the correlation scheme outlined in the previous subsection was its appropriateness for layered-niche networks in human communities. In this case, humans seem to naturally conceptualize niches (Fig. 2) as directed inward and outward with respect to the boundaries of self, family, and culture. Thus roles taking care of self, friends, family, hierarchy, culture, and profession are distinguished, as are (respectively) the related paradigms and participant/leadership obligations of patient/doctor, colleague/mentor, sibling/parent, citizen/leader, dancer/priest, and professional/scholar.

In other words, this inventory for the case of a community simply asks: *In how many of these six areas are individuals able to make a name for themselves?* If this is decreasing, things are perhaps getting worse for the community, independent of what other indicators have to say. The correlation scheme in principle will work for organism communities with meme-pools less developed than in the human case, as well.

III. PROCESS INDICATORS

One might also be interested in the rates at which correlations above are created, and/or the rates at which they are lost. The rate of change of standing crop should equal the rate of creation minus loss. Thus the inventories above can at least be checked for consistency with more direct measures of process dynamics.

Thanks to the second law of thermodynamics, rates of reversible thermalization are also less than or equal to the rates of available work used up. Hence the rate at which available work is fed into the system (i.e. at which energy is thermalized in Fig. 3) provides an upper limit on the rate (when converted into second law terms¹) at which correlations are gained in Fig. 4. Such energy-based measures include the power stream accessible to life, and for evolving complexity in a more general sense

Eric Chaisson's free energy rate density^{4,5}.

IV. DISCUSSION

A variety of questions are unanswered. For example, how do statistical properties of such layered niche-networks affect information flow, and the capability of organisms involved in adapting to change? Are there objective ways to inventory the connections discussed here in human and non-human communities, and what perturbations to those connections would occur as a result? How might existing instruments of population and employment statistics be used to augment such network inventories? How are recent changes in demographics and communications affecting these networks? Can measures of this sort assist economists e.g. in looking at the long term costs of a given activity, as issues of sustainability become more difficult to ignore?

Nonetheless correlation inventories like this, with roots in the physical sciences, show promise for monitoring the state and process dynamics of layered niche-networks including the metazoan communities of which we are a part. Other corollaries of the approach may include these observations: that idea sets (e.g. values) targeted toward the maintenance of specific levels of correlation in such inventories are easily identified, and that the stone-age histories shared by most humans⁶ likely adapted us primarily to deal with only five of these six levels. Thus as free energy per capita for humans declines⁷, the pressure to blur the lines between levels (e.g. politics, religion, and science) will likely increase.

One hedge against this trend might involve reporting on the dynamics of non-constructive idea sets easily amplified in this digital age. For example saying bogeyman code to terrorists, and observation to intelligent designers or deconstructionists, may be much more effective than saying "evil" or "consensus" respectively. This is because the latter concepts echo ideas that drive each of these conflicts to begin with, while the former concepts address the problematic codes on their own field of play. Thus the dynamics of replicable codes are important for journalists as well as for biologists, making multi-disciplinary complex-system informatics courses a promising place to forge collaborations between both. Of course without attention to the correlation inventories that memetic codes impact, the need for such collaborations might continue to be missed.

Acknowledgments

I would like to thank Eric Chaisson at Tufts, Peter Rogan at UM-KC, Yaneer Bar-Yam at NECSI, Tom Schneider at NCI-CCRNP, Don Brownlee at U. Washington, and the late E. T. Jaynes at Washington University for many interesting papers and discussions.

* pfraundorf@umsl.edu

¹ P. Fraundorf, Amer. J. Phys. **71**(11), 1142 (2003).

² P. D. Ward and D. Brownlee, *The life and death of planet earth* (Copernicus, New York, 2000).

³ J. Diamond, *Collapse: How societies choose to fail or succeed* (Viking/Penguin, New York, 2004).

⁴ E. J. Chaisson, BioSystems **46**, 13 (1998).

⁵ E. J. Chaisson, Complexity **9**, 14 (2004).

⁶ J. Diamond, *The third chimpanzee: The evolution and future of the human animal* (Harper Collins, New York, 1992).

⁷ R. L. Hirsch, R. Bezdek, and R. Wendling, *Peaking of world oil production: Impacts, mitigation, and risk management*, Report for Dept. of Energy National Energy Technology Lab, Science Applications International Corporation (2005).