

Thermodynamic approach for community discovering within the complex networks: LiveJournal study.

Pavel Zakharov

Department of Physics, University of Fribourg, CH-1700, Switzerland, email: Pavel.Zakharov@unifr.ch

The thermodynamic approach of concentration mapping is used to discover communities in directional friendship network of LiveJournal users. We are showing that this social network can be classified as scale-free and exhibits small-world properties together with high clustering. To study the community structure we are simulating diffusion of virtual substance immersed in such a network as in multi-dimensional porous system. By analyzing concentration profiles at intermediate stage of the diffusion process the well-interconnected cliques of users can be identified as nodes with equal concentrations.

In recent years there has been an enormous breakthrough in research of complex networks due to the application of statistical physics methodology[1, 2]. Many different complex systems instead of being completely random proved to have signatures of organization such as clustering and power-law distribution of links. Together with the small-world property these are the inherent features of an extremely wide variety of systems such as world-wide web[3], Internet[4], movie actors collaboration network[5, 6], scientists collaboration graph[6] and web of human sexual contacts[7] to name only few. In spite of the fact that some concepts of complex networks theory were originally introduced in sociology the statistical study of social networks is complicated by difficulty of the data collection. For privacy and ethical reasons it is not easy to reconstruct the network of people relations if possible at all. One of the solutions is the analysis of collaboration networks[5, 6], e-mail interactions[8, 9, 10] or instant messaging[11]. Here we extend the class of social networks within Internet environment by the network of journals readers/writers on the case of popular

LiveJournal system.

LiveJournal (LJ) is an online web-based journal open-source service with an emphasis on user interaction[12]. In January, 2006 it has $9.3 \cdot 10^6$ users in total, $2 \cdot 10^6$ of them were *active in some way* according to official LiveJournal statistics[13]. The essential feature of LJ service is a “friends” concept which helps users to organize their reading preferences and provides security regulations for their journal entries and personal data. Friends list is an open information and can not be hidden by the user or LJ administration. The access to friends list and to the list of users who are considering the given user as a friend can be performed through conventional web interface or through simple to use bot interface provided by LJ so the full database can be easily explored.

Data collection was performed by crawler programs running simultaneously on two computers and exploring the LJ space by following directional friends links starting from two users with the maximum number of links. The LJ bots interface was utilized to optimize the collection speed. For each user the crawler was obtaining his friends list (outgoing links) and the number of users who have the given user in their friends list (incoming links). The user from the friends list which was not yet known to the crawler was added to the end of processing queue if he was not there yet. If the user was already in the queue his queue score was incremented every time he was found in someones’ friends list. Users with higher queue scores were processed first. This ensured fast collection of the essential part of the network. Total time of collection was 14 days with the total number of discovered users $3.698 \cdot 10^6$ found in a giant connected component 95% of which were processed and analyzed. We are aware that during the time of collection the network was undergoing continuous changes but we believe that this process did not influence much our statistics. As an example the number of users deleted from the LJ database but still present in the friends lists was less than 0.1%.

The mean estimated number of friends per user $\langle k_{out} \rangle = 16.71$ and the mean number of users which count user as a friend is $\langle k_{in} \rangle = 16.73$. The average in-to-out ratio is $\langle k_{in}/k_{out} \rangle = 1.163$. The number of incoming links is slightly larger than the number of outgoing due to the fact that only the outgoing links were used for

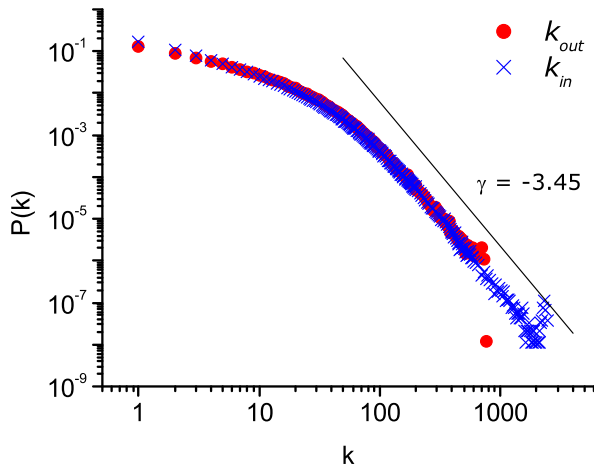


FIG. 1: In and out degree distributions for LiveJournal users. Line shows a slope of -3.45 which equally well fits $P(k_{in})$ and $P(k_{out})$.

navigation so some of the LJ users were unreachable by directional links if they are noone's friends but they are still affecting the statistics of incoming links.

There are also several technical restrictions for degrees: users are allowed to have maximum 750 friends, only 150 of them can be listed on the users' info page and so can be easily accessed. The number of incoming links does not pose any problems for a user but from our experience LJ bots interface does have some problems listing users if the number of them is more than 2200 so we cut the data up to $k_{max} = 2500$.

The estimated in and out degree distributions are presented in log-log scale on the Fig. 1. As one can see both distributions demonstrate linear decay in log-log scale for $k > 100$ with the slopes $\gamma_{in} \approx \gamma_{out} = -3.45 \pm 0.05$ which is surprisingly close to the values $\gamma_{in} = \gamma_{out} \approx 3.4$ obtained by Liljeros *et al.* for sexual contacts[7]. The skewness of the distributions can be explained by the social origin of LJ network. As it was pointed out by Jin *et al.*[14] degree distribution for social networks does not appear to follow power-law distribution due to the cost in terms of time and efforts to support friendship. In the case of LJ network the cost of friendship is the size of friends feed which accumulates all the recent entries of the user's friends. We can also separate two classes of LJ users: readers and writers. The first are mainly using their accounts to read the journals of others. They update journals only episodically and are not really deeply involved in LJ community so they do not have that many incoming and outgoing links and they are responsible for skewness of the distributions for $k < 100$. Meanwhile active writers, representing minority of the registered users are using full capacity of LJ system. They are spending much time participating in LJ community life, so they have a larger number of incoming and outgoing links which are distributed by power-law.

The nature of power-law degree distribution can be explained by continuous evaluation and self-organization of the LJ network and preferential attachment mechanism similar to WWW growth mechanism [15]. When someone's journal attracts attention it will be cited and promoted in the journals of its readers what will help to further increase its popularity. Moreover including someone as a friend already promotes his journal because users can check the friends lists in order to find similar journal to the one they like and so include friends of their friends as their own friends. All together this leads to "rich-get-richer" effect occurring in many systems[2, 15].

To characterize clustering of the friends of a single users we calculated clustering coefficient as introduced by Watts and Strogatz [1, 5]. It is defined as number of links between user friends divided by the maximum possible number of links between them. If the user i has k_i friends with E_i links between them the maximum possible number of directed links is $k_i(k_i - 1)$ and clustering coefficient for the user i defined as:

$$C_i = \frac{E_i}{k_i(k_i - 1)}. \quad (1)$$

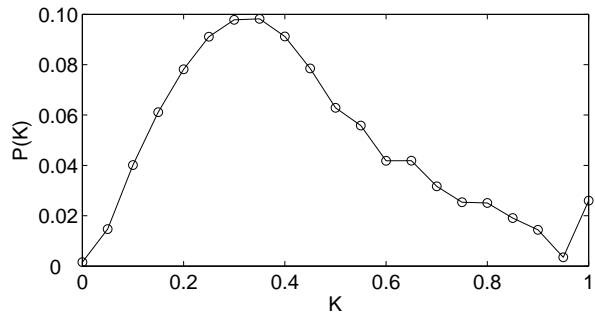


FIG. 2: Probability distribution of confinement K values for the users having more than 5 friends.

The average clustering coefficient for the whole network as calculated from our data is: $C = \langle C_i \rangle_{i=1..N} \approx 0.3685$. It is worth to compare it to the clustering coefficient of random directional network for which is:

$$C_{rand} = \frac{\langle k \rangle}{N}. \quad (2)$$

We found $C_{rand} \approx 5.45 \cdot 10^{-6}$. The fact that actual clustering coefficient for LJ network is nearly six orders of magnitude larger than it would be expected from randomly linked network with the same degree and size is a clear indication of high users clustering.

Nevertheless clustering coefficient is not quite suitable for description of the local clustering properties since its values are incomparable for two different nodes due to the high dependence from the absolute number of links originating from user friends. For example, if the user A has k_A friends and all of them have only one friend ($k_{out} = 1$) which is from the A 's friends list the clustering coefficient will be $C_A = 1/(k_A - 1)$ according to 1. For the user B with very friendly friends (for example $k_{out} = 100$) but having only one friend from B 's friends list clustering coefficient will be the same $C_B = 1/(k_B - 1)$. If $k_A = k_B$, $C_A = C_B$ which is hardly describes the actual clustering situation for this two user groups.

To be able to describe clustering properties of user groups we are introducing parameter of confinement K which we are defining as a fraction of links E_G between the members of group \mathcal{G} to the total number of links originating from group members.

$$K = \frac{E_G}{\sum_{m \in \mathcal{G}} k_m^{out}} \quad (3)$$

To characterize friends clique of a single user the confinement calculations can be applied to the group of his friends and the user itself, since he is an essential part of the group. We calculated the confinement distribution for the LJ network for users having not less than 5 friends and the results are presented on the Fig. 2 with the mean confinement value $\langle K \rangle = 0.4216$.

The peculiar feature of LJ network is the degradation of direction property. We found that 77.4% of links are

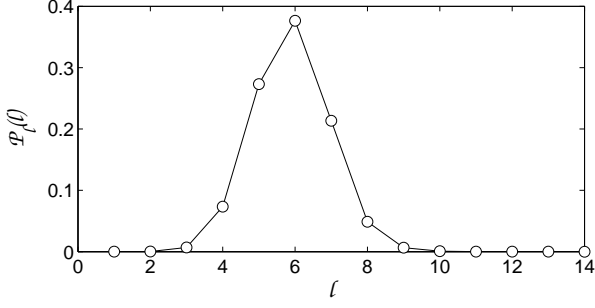


FIG. 3: Probability distribution of the minimum path length between users through directional friends links.

bi-directional which means that this percentage of outgoing links is returned as incoming and *vice versa* the same percentage of incoming links originates from close friends. This is the consequence of social origin of LJ network. Even if there are no technical reasons for such a high back connection rate the social rules oblige the user to respond on his inclusion in someone's friends list by including this user in return. Another explanation for this effect is that often relations in LJ space is based on a real-life people relations which means that people are linking to the people which are their friends in real world. In this case LJ network directly inherits non-directional structure of social network.

In order to characterize small-world properties of LJ network we estimated the probability distribution function $P_\ell(\ell)$ of the minimum path distance between the nodes through directional links. The results are presented on the Fig. 3. The average distance estimated for this set of data is $\langle \ell \rangle = 5.89$. According to the general approach developed by Newman *et al.* [6] an average path length can be estimated using the following expression:

$$\ell = \frac{\ln(N/z_1)}{\ln(z_2/z_1)} + 1, \quad (4)$$

where N is the size of the network and $z_1 = \langle k_{out} \rangle$ and z_2 is the number of the first and the second neighbours. From this we obtained $\ell \approx 4.2$ which is significantly smaller than the value obtained from distribution. We are considering this as a first sign of structure existence within LJ network.

A number of techniques has been proposed recently for community finding within complex networks [16, 17, 18]. Most of them are based on algorithmic optimization of some quantity determining the clustering of the network.

Here we propose essentially different method to find communities based on a simulation of diffusion process in complex network as in multi-dimensional porous system with directional links following physical laws. The diffusion process initiated at one of nodes by addition of the virtual ink produces non-uniform mass distribution at the intermediate state which can be used to reveal

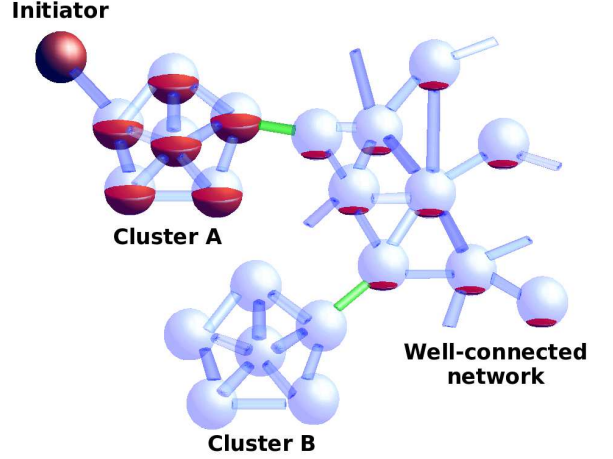


FIG. 4: Illustration of the community detection algorithm. After start of the diffusion process from the initiator virtual ink propagates through network links. Clusters can be recognized as nodes with similar amount of ink.

well-interconnected communities within complex network such as LJ users network.

In our model all the connections are treated as pipes (Fig. 4), directed connection implies pipe which allows mass to pass in one direction. Mass propagation within our network system is driven by Flick's equation of diffusion:

$$dM = -D \frac{\delta \phi}{\delta x} dS dt, \quad (5)$$

where dM is a change of mass, $\delta \phi / \delta x$ is concentration gradient and dS is an area element.

For our discrete system this implies that the rate of mass exchange between neighbouring nodes is proportional to the difference of masses in these nodes. Every node uses its outgoing links to deliver mass to its neighbours with smaller amount of ink. The amount of ink $\Delta_{out} M_i$ delivered to its i th neighbour is:

$$\Delta_{out} M_i = -\frac{\alpha}{k_{out}} (M_0 - M_i), \quad (6)$$

where α is a coefficient determining the transfer rate and constant for all nodes. We are using mass M contained in the node instead of concentration ϕ assuming that all nodes have the same volume. The total delivered mass for a node is the following:

$$\Delta_{out} M = \sum_{i=1}^{k_{out}} \Delta_{out} M_i = -\alpha \left(M_0 - \frac{1}{k_{out}} \sum_{i=1}^{k_{out}} M_i \right) = -\alpha (M_0 - \bar{M}), \quad (7)$$

where \bar{M} is a mean ink concentration in neighbouring nodes. Links representing pipes have a zero capacity so the transfer happens instantaneously. So we can apply

mass conservation law and increase the mass in neighbouring nodes by the amount taken from the node:

$$\Delta_{out}M = -\sum_{i=1}^{k_{out}} \Delta_{in}M_i \quad (8)$$

$$\Delta_{in}M = -\sum_{i=1}^{k_{in}} \Delta_{out}M_i \quad (9)$$

The total change of mass at a certain node is composed of the loss due to diffusion to the neighbours through outgoing links and gain by the amount delivered from neighbours through incoming links: $\Delta M = \Delta_{in}M + \Delta_{out}M$. It should be pointed out that in a course of calculations first all the mass changes for all nodes are calculated without changing the masses and then changes are applied to all nodes. For a special case of absence of outgoing links $\Delta_{out} = 0$ and node acts as a virtual ink absorber which can only gain ink from neighbours but do not have ways to deliver it back. Nodes without incoming links are not considered due to their invisibility for data collecting crawler and thus absent in our database.

In the beginning we are putting initial amount of ink $M_0 = N$ mass units in one of the nodes which we call initiator. After this system is allowed to proceed to the equilibrium state by continuous mass redistribution within the network according to our rules. The expectation for an equilibrium state for a connected network system is an equal distribution of M_0 among the nodes so that each of them has $M_0/N = 1$ mass units. While evolving into this state system will pass through non-equilibrium states with non-uniform mass distribution.

Imagine the cluster of well connected nodes inside the network connected to the outside world only by a few number of outgoing and incoming links. Initializing the ink diffusion inside the cluster will result in relatively fast distribution inside the cluster due to the presence of a large number of exchange channels between the members (thanks to the small-world of the cluster). Meanwhile transfer to the outside network is complicated by limited flow capacity of outgoing channels forming the bottleneck for mass delivery. Under these conditions, when the flow rate between the members is much higher than to the members and non-members, dispersed ink will likely form a equi-concentrational volume within the cluster. If the non-members of the cluster are well connected with each other the mass distribution process between them is going to be relatively fast and another volume larger than the first one of equi-concentration will be formed. Each cluster in this system with specific connection properties such as flow rate and distance from the initiator would have in each of its nodes the same concentration of ink with the value specific to the given particular cluster. Thus by estimating the probability distribution function of concentration one can analyze non-uniformity of ink distribution and reveal the separated clusters by determining the signatures of equi-concentration volumes.

The flow rate α from the equation 6 can be selected

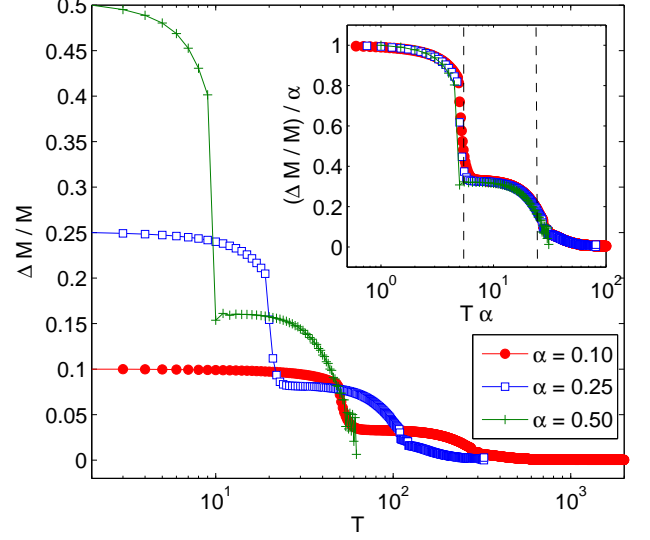


FIG. 5: Dynamics of relative change of concentration in an initiator node *doctor_livsy*. Curves are presented for different flow rates α . Inset shows rescaled data. Oscillatory parts were cutted away.

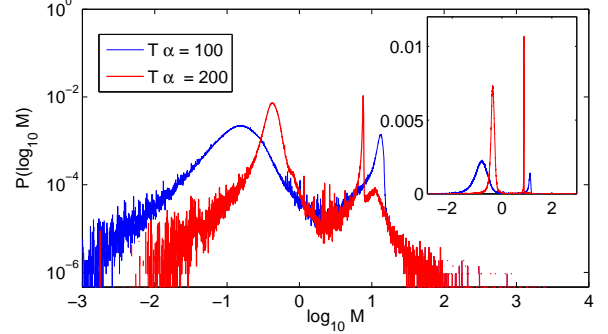


FIG. 6: Probability distribution function of virtual ink concentration M on two stages of the simulation process with $\alpha = 0.1$ and *doctor_livsy* as an initiator node. Inset represents the same data in linear scale. Two well pronounced peaks of two separated communities are clearly seen.

from the half-interval $(0;1]$ and defines the speed of simulation. Values larger than 0.5 are not desirable because they can cause concentration waves or back-reflections in some cases. For our simulation we were using $\alpha = 0.1$.

The method proposed does not aim to decompose the whole network on minimal clusters but to reveal most obvious clusters within the network. As we are regarding the network as an open system which does not have to be fully described by existing database we are not assigning any parameter to quantify clustering of the whole network like modularity proposed by Newman [17, 19]. Although we are quantifying isolation of the community by the parameter of confinement K introduced above.

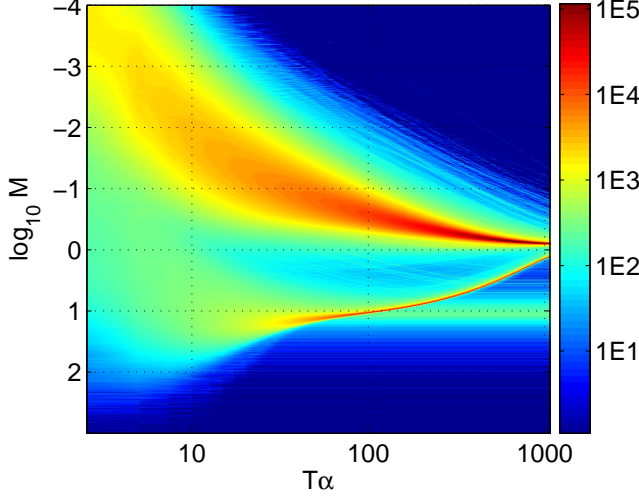


FIG. 7: Dynamics of virtual ink distribution within LJ network as a logarithmically color coded probability distribution function of the ink concentration (vertical axis) and simulation step (horizontal axis). Separation of Russian-speaking community (thin lower line, high concentration values) from general English-speaking (thicker upper line, lower concentration values) can be clearly seen.

To test our method we performed ink diffusion simulation using our LJ database starting from different initiator nodes. Fig. 5 presents mass decay as a function of simulation step number T for the flow rates $\alpha = 0.1, 0.25$ and 0.5 . The user *doctor_livsy* with the high number of incoming links was chosen as an initiator node. As we will show later this user belongs to extremely confined Russian-speaking community. Inset also shows the same data rescaled according to α . As one can see from the match of rescaled curves that dynamics of the process does not depend from flow rate α in this range. The striking feature of the data presented is obvious step-like form of the curves which is an effect of non-homogeneous structure of the LJ network. Flat parts of the $\Delta M/M$ curves correspond to the exponential decays of M which are the signs of non-restricted diffusion of ink. First significant drop of the decay rate happens when $T\alpha \approx 5$ which is equal to the double radius of the community to which our initiator belongs. This corresponds to the moment when the virtual ink fills the whole community and the further expansion of filled area is impeded by the limited number of links going outside of the community. So if it takes T_0 simulation steps for an virtual ink to reach the borders of the community it also takes T_0 simulation steps for the decay of concentration gradient to reach the initiator node and together this give double size of the community. Second drop at $T\alpha \approx 22$ is not that well pronounced and corresponds to the filling of the whole network.

As our community discovering algorithm is based of the detection of equi-concentrational volumes we performed

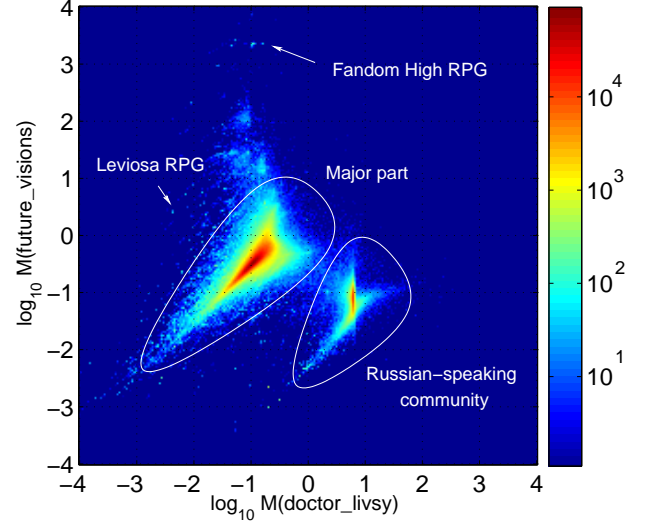


FIG. 8: Two-dimensional map of LJ users network obtained by concentration configurations of independent diffusion processes from two initiator nodes on the stage $T\alpha = 100$.

the calculation of probability distribution function of M on different stages of virtual ink diffusion for $\alpha = 0.1$ (Fig.6). One can see two well pronounced peaks on all plots which occurred to be the Russian speaking community (larger M) and the rest of LJ network (broader peak at smaller M). Users from particular community can be revealed by making a crawl starting from some user within this community with concentration within the certain range and following directional links to the users with M from the same range. The fraction of the users in the cluster discovered by the crawl to the total number of users with concentration within the range gives us the specificity parameter of the method.

Dynamics of concentration distribution is presented on the Fig.7. As it can be seen a clear separation of the Russian community peak from the main peak is formed before the step 1000. After that it is quite stable and easily distinguishable for up to the iteration 10000 which gives quite a long quasi-stationary stage which can be used for communities detection. It also demonstrates the formation of equi-concentrational node groups is happening fast in comparison to the whole time of the system relaxation.

If the initiator node is selected somewhere outside the community the splitting of the distribution peak is also observed but for this case average concentration within the Russian community is smaller than the rest of the LJ nodes. This supports the expectations that if the community has a limited number of outgoing links it also has a lack of incoming links.

The efficiency of community discovering scheme can be improved by simultaneous simulation of the diffusion from two initiator nodes. For this we assigned two independent concentration values to a single node. Both dif-

TABLE I: Examples of discovered communities within LiveJournal userspace.

Representing node	Number of users	Specificity	Confinement K	Comments
<i>doctor_livsy</i>	227314	99.89%	98.34%	Russian speaking community ^a
<i>future_visions</i>	421	98.36%	96.22%	Fandom High Role-Playing Game community
<i>alected</i>	262	99.21%	99.10%	Leviosa Role-Playing Game community

^a92% of users have a cyrillic letters in their information pages or journals

fusion processes are proceeding without influencing each other. The LJ network can now be mapped as a probability distribution function of two concentrations and so the community can be localized on two dimensional plane as shown on the Fig. 8 for a *doctor_livsy* and *future_visions* as initiator nodes. One can see two main separated peaks corresponding to major part of LJ network and Russian-speaking community. The abundance of noise-like spots on the map corresponds to the small well-separated and well linked communities existing in the network which are well localized on the concentrations map.

As the complete analysis of LJ community structure as well as the reasons of their formation is out of the scope of the current paper we will not list all found user cliques. However in the Tab. I we present information about largest LJ community and two smaller ones. Russian-speaking community is formed by the users who are using Cyrillic letters and it's size corresponds to the total number of LJ users from Russian Federation according to LJ database [13] (232241 users in January 2006). The obvious reason for the separation of this community with very high confinement $K = 98.34\%$ is the usage of Russian language. We found by independent analysis of info pages and journal entries that 92% of the users

within this cluster are using Cyrillic alphabet. Other two communities are the examples of surprisingly popular class of Role-Playing Game communities formed by virtual users playing characters and writing their journals on behalf of these characters.

In conclusion, diffusion process in essentially non-euclidean geometry of complex network with clustering properties leads to a peculiar phenomenon of formation of quasi-stationary equi-concentrational volumes as shown by our simulation. This proves to be quite useful for detection of well-interconnected groups of nodes or communities as we demonstrated on the example of LJ network. As our method has a $O(N \ln(N))$ complexity (each simulation step analyzes $\langle k_{out} \rangle N$ edges and the required number of steps is proportional to the diameter of the network which is $\ln N$) it can be applied for such huge network as LJ users space and requires one or two hours of desktop computer time to obtain the results. Moreover this method can be applied locally to the part of the network even with the lack of information about distant parts of the network.

Financial support by the Swiss National Science Foundation is gratefully acknowledged. We thank Frank Scheffold for helpful discussion.

-
- [1] R. Albert and A.-L. Barabási, *Statistical mechanics of complex networks*, cond-mat/0106096.
 - [2] S. N. Dorogovtsev and J. F. F. Mendes, *Adv. In Phys.* **51**, 1079 (2002).
 - [3] R. Albert, H. Jeong, and A.-L. Barabási, *Nature* **401**, 130 (1999).
 - [4] R. Pastor-Satorras and A. Vespignani, *Evolution and structure of the internet* (Cambridge University Press, 2004).
 - [5] D. J. Watts and S. H. Strogatz, *Nature* **393**, 440 (1998).
 - [6] M. E. J. Newman, S. H. Strogatz, and D. J. Watts, *Phys. Rev. E* **64**, 026118 (2001).
 - [7] F. Liljeros, C. R. Edling, L. A. N. Amaral, H. E. Stanley, and Y. Aberg, *Nature* **411**, 907 (2001).
 - [8] R. Guimerà, L. Danon, A. Díaz-Guilera, F. Giralt, and A. Arenas, *Phys. Rev. E* **68**, 065103(R) (2003), preprint: cond-mat/0211498.
 - [9] A. Arenas, L. Danon, A. Diaz-Guilera, P. M. Gleiser, and R. Guimerà, *European J. Phys. B*, in press (2003).
 - [10] M. E. J. Newman, S. Forrest, and J. Balthrop, *Phys. Rev. E* **66**, 035101 (2002).
 - [11] R. D. Smith, *Instant messaging as a scale-free network* (2002), URL cond-mat/0206378.
 - [12] *LiveJournal FAQ*, <http://www.livejournal.com/support/faq.bml>.
 - [13] *LiveJournal Statistics*, <http://www.livejournal.com/stats.bml>.
 - [14] E. M. Jin, M. Girvan, and M. E. J. Newman, *Phys. Rev. E* **64**, 046132 (2001).
 - [15] A.-L. Barabási and R. Albert, *Science* **286**, 509 (1999).
 - [16] A. Clauset, M. E. J. Newman, and C. Moore, *Phys. Rev. E* **70**, 066111 (2004).
 - [17] M. E. J. Newman and M. Girvan, *Phys. Rev. E* **69**, 026113 (2004).
 - [18] M. E. J. Newman, *Phys. Rev. E* **69**, 066133 (2004).
 - [19] M. E. J. Newman, *Phys. Rev. E* **67**, 026126 (2003).