

Preferential attachment in the growth of social networks: the case of Wikipedia

A. Capocci,¹ V. D. P. Servedio,^{2,1} F. Colaiori,³ L. S. Buriol,² D. Donato,² S. Leonardi,² and G. Caldarelli^{3,1}

¹*Centro Studi e Ricerche E. Fermi, Compendio Viminale, Roma, Italy*

²*Dipartimento di Informatica e Sistemistica, Università di Roma “La Sapienza”, Via Salaria 113, 00198 Roma, Italy*

³*CNR-INFM(SMC) Istituto dei Sistemi Complessi and Dipartimento di Fisica,*

Università di Roma “La Sapienza”, Piazzale Aldo Moro 2, 00185, Roma, Italy

(Dated: February 2, 2008)

We present an analysis of the statistical properties and growth of the free on-line encyclopedia Wikipedia. By describing topics by vertices and hyperlinks between them as edges, we can represent this encyclopedia as a directed graph. The topological properties of this graph are in close analogy with that of the World Wide Web, despite the very different growth mechanism. In particular we measure a scale-invariant distribution of the in- and out-degree and we are able to reproduce these features by means of a simple statistical model. As a major consequence, Wikipedia growth can be described by local rules such as the preferential attachment mechanism, though users can act globally on the network.

PACS numbers: : 89.75.Hc, 89.75.Da, 89.75.Fb

Statistical properties of social networks has become a major research topic in statistical physics of scale-free networks [1, 2, 3]. Collaboration systems are a typical example of social network, where vertices represent individuals. In the actors' collaborations case [4], for instance, the edges are drawn between actors playing together in the same movie. In the case of firm boards of directors [5, 6], the managers are connected if they sit in the same board. In the scientific co-authorship networks, [7] an edge is drawn between scientists who co-authored at least one paper. Other kinds of networks, such as information ones, are the result of human interaction: the World Wide Web (WWW) is a well-known example of such, although its peculiarities often put it outside the social networks category [8].

In this paper, we analyze the graph of Wikipedia [11], a virtual encyclopedia on line. This topic attracted very much interest in recent times [9, 10] for its topology. This system grows constantly as new entries are continuously added by users through the Internet. Thanks to the Wiki software [12], any user can introduce new entries and modify the entries already present. It is natural to represent this system as a directed graph, where the vertices correspond to entries and edges to hyperlinks, autonomously drawn between various entries by contributors.

The main observation is that the Wikipedia graph exhibits a topological bow-tie-like structure, as does the WWW. Moreover, the frequency distribution for the number of incoming (in-degree) and outgoing (out-degree) edges decays as a power-law, while the in-degrees of connected vertices are not correlated. As these findings suggest, edges are not drawn toward and from existing topics uniformly; rather, a large number of incoming and outgoing edges increases the probability of acquiring new incoming and outgoing edges respectively. In the literature concerning scale-free networks, this phenomenon is called “preferential attachment” [4], and it is explained in detail below.

Wikipedia is an intriguing research object from a sociologist's point of view: pages are published by a number of independent and heterogeneous individuals in various languages, covering topics they consider relevant and about which they believe to be competent. Our dataset encompasses the whole history of the Wikipedia database, reporting any addition or modification to the encyclopedia. Therefore, the rather broad information contained in the Wikipedia dataset can be used to validate existing models for the development of scale-free networks. In particular, we found here one of the first large-scale confirmations of the preferential attachment, or “rich-get-richer”, rule. This result is rather surprising, since preferential attachment is usually associated to network growth mechanisms triggered by local events: in the WWW, for instance, webmasters have control on their own web pages and outgoing hyperlinks, and cannot modify the rest of the network by adding edges elsewhere. Instead, by the “Wiki” technology a single user can edit an unlimited number of edges and topics within the Wikipedia network.

The dataset presented here gathers Wikipedia pages in about 100 different languages; the largest subset at the time of our analysis was made by the almost 500,000 pages of the English version, growing at an exponential pace [13]. A detailed analysis of the algorithms [15] used to crawl such data is presented elsewhere [16]. Here, we start our analysis by considering a typical taxonomy of regions introduced for the WWW [17]. The first region includes pages that are mutually reachable by traveling on the graph, named the strongly connected component (SCC); pages from which one reaches the SCC form the second region, the IN component, while the OUT component encompasses the pages reached from the SCC. A fourth region, named TENDRILS, gathers pages reachable from the IN component and pointing neither to the SCC nor the OUT region. TENDRILS also includes those pages that point to the OUT region but do not belong to any of the other defined regions. Finally TUBES

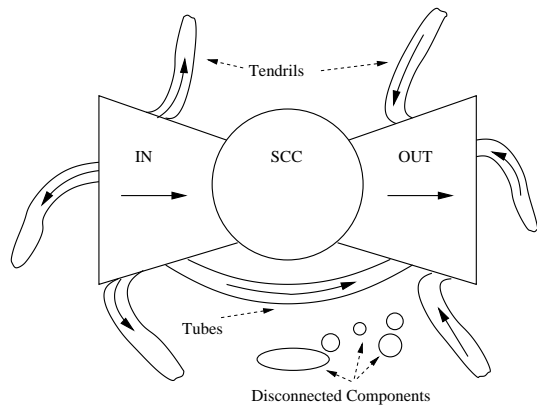


FIG. 1: The shape of the Wikipedia network

connect directly IN and OUT regions, and few pages are totally disconnected (DISC). The result is the so-called bow-tie structure shown in Fig. 1.

TABLE I: Size of the bow-tie components of the Wikipedia for various languages. Each entry in the table presents the percentage of vertices of the corresponding graph that belong to the indicated bow-tie component.

DB	SCC	IN	OUT	TENDRILS	TUBES	DISC
PT	67.14	6.79	15.85	1.65	0.03	7.50
IT	82.76	6.83	6.81	0.52	0.00	3.10
ES	71.86	12.01	8.15	2.76	0.07	6.34
FR	82.57	6.12	7.89	0.38	0.00	3.04
DE	89.05	5.61	3.95	0.10	0.00	1.29
EN	82.41	6.63	6.73	0.57	0.02	3.65

As a general remark, Wikipedia shows a rather large interconnection; this means that most of the vertices are in the SCC. From almost any page it is possible to reach any other. This feature describes one of the few differences between the on-line encyclopedia and the WWW: the content of an article can be fully understood by visiting a connected path along the network.

The key quantities characterizing the structure of an oriented network are the in-degree (k_{in}) and out-degree (k_{out}) distributions. As shown in fig. 2, both distributions display an algebraic decay, of the kind $P(k_{in,out}) \propto k_{in,out}^{-\gamma^{in,out}}$, with $2 \leq \gamma^{in,out} \leq 2.2$.

Actually, in the case of the out-degree distribution, the value of the exponent seems to be rather dependent upon the size of the system as well as the region chosen for the fit. Given the sharp cutoff in this distribution, the cumulative method of plotting in this case could result in a quite larger value of the exponent.

We proceeded further by studying the dynamics of the network growth. The analysis has been made in order to validate the current paradigm explaining the formation of scale-free networks, introduced by the Barabási-Albert (BA) model [1]. The latter is based on the interplay of

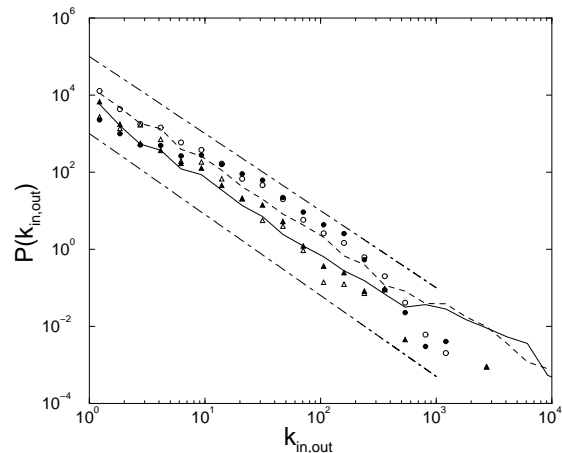


FIG. 2: in-degree (white symbols) and out-degree (filled symbols) distributions for the Wikipedia English (circles) and Portuguese (triangles) graph. Solid line and dashed line represent simulation results for the in-degree and the out-degree respectively, for a number of 10 edges added to the network per time step. Dot-dashed lines show the $k_{in,out}^{-2.1}$ (bottom line) and the $k_{in,out}^{-2}$ (top line) behavior, as a guide for the eye.

two ingredients: growth and preferential attachment. In the BA model, new vertices are added to the graph at discrete time steps and a fixed number m of edges connects each new vertex to the old ones. The preferential attachment rule corresponds to assigning a probability $\Pi(k_i) \sim k_i$ that a new vertex is connected to an existing vertex i whose degree is k_i . This elementary process generates a non-oriented network where the degree follows a power-law distribution.

To observe such a mechanism in a real network, one builds the histogram of the degree of the vertices acquiring new connections at each time t , weighted by a factor $N(t)/n(k,t)$, where $N(t)$ is the number of vertices at time t and $n(k,t)$ is the number of vertices with in-degree k at time t . [19].

Since the Wikipedia network is oriented, the preferential attachment must be verified in both directions. In particular, we have observed how the probability of acquiring a new incoming (outgoing) edge depends on the present in-(out-)degree of a vertex. The result for the main Wikipedia network (the English one) is reported in Fig.3. For a linear preferential attachment, as supposed by the BA model, both plots should be linear over the entire range of degrees, here we recover this behavior only partly. This is not surprising, since several measurements reported in literature display strong deviations from a linear behavior [20] for large values of the degree, even in networks with an inherent preferential attachment [19]. It is also possible that for certain datasets (i.e. English), the slope of the growth of Π is slightly less than 1. Nevertheless it is worth to mention that the preferential attachment in Wikipedia has a somewhat different nature. Here, most of the times, the edges are added between existing vertices differently from the BA

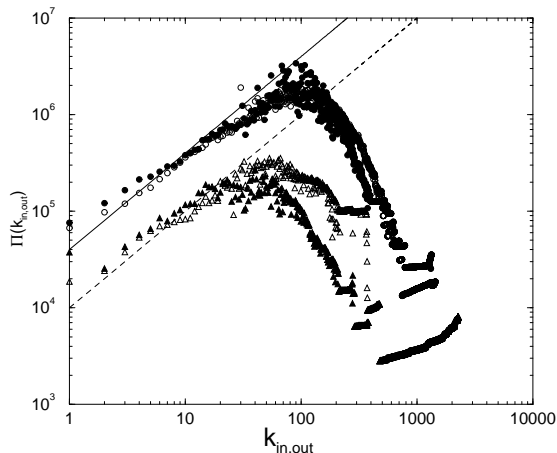


FIG. 3: The preferential attachment for the in-degree and the out-degree in the English and Portuguese Wikipedia network. The solid line represents the linear preferential attachment hypothesis $\Pi \sim k_{in,out}$.

model. For instance, in the English version of Wikipedia a largely dominant fraction 0.883 of new edges is created between two existing pages, while a smaller fraction of edges points or leaves a newly added vertex (0.026 and 0.091 respectively).

To draw a more complete picture of the Wikipedia network, we have also measured the correlations between the in- and out-degrees of connected pages. The relevance of this quantity is emphasized by several examples of complex networks shown to be fully characterized by their degree distribution and degree-degree correlations [21]. A suitable measure for such correlations is the average degree $K^{(nn)}(k)$ of vertices connected to vertices with degree k (for simplicity, here we refer to a non-oriented network to explain the notation). These quantities are particularly interesting when studying social networks. As other social networks, collaborative networks studied so far are characterized by assortative mixing, i.e. edges preferably connect vertices with similar degrees [8]. This picture would reflect in a $K^{(nn)}(k)$ growing with respect to k . If $K^{(nn)}(k)$ (decays) grows with k , vertices with similar degrees are (un)likely to be connected. This appears to be a clear cutting method to establish whether a complex network belongs to the realm of social networks, if other considerations turn ambiguous [22].

In the case of an oriented network, such as Wikipedia, one has many options while performing such assessment: since we could measure the correlations between the in- or the out-degrees of neighbor vertices, along incoming or outgoing edges. We chose to study the average in-degree $K_{in}^{(nn)}(k_{in})$ of upstream neighbors, i.e. pointing to vertices with in-degree k_{in} . By focusing on the in-degree and on the incoming edges, we expect to extract information about the collective behavior of Wikipedia contributors and filter out their individual peculiarities: the latter have a strong impact on the out-degree of a

vertex and on the choice of its outgoing edges, since contributors often focus on a single Wikipedia topic [13].

Our analysis shows a substantial lack of correlation between the in-degrees of a vertex and the average in-degree of its upstream neighboring vertices. So, as reported in fig. 4, incoming edges carry no information about the in-degrees of the connected vertices, since $K^{(nn)}(k_{in})$ display no clear increasing or decreasing behavior when plotted against k_{in} .

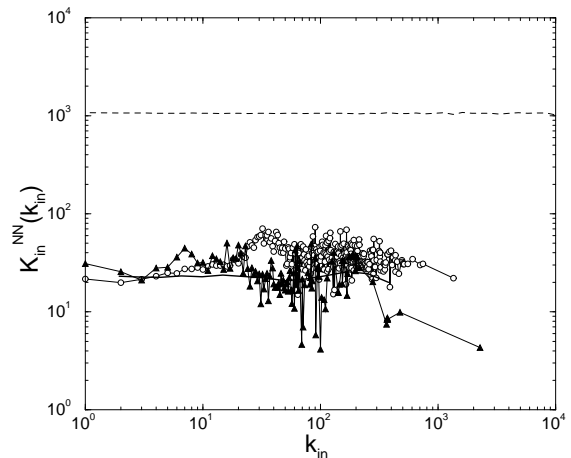


FIG. 4: The average neighbors' in-degree, computed along incoming edges, as a function of the in-degree for the English (circles) and Portuguese (triangles) Wikipedia, compared to the simulations of the models for $N = 20000$, $M = 10$, $R_1 = 0.026$ and $R_2 = 0.091$ (dashed line) and a realization of the model where the first 0.5% of the vertices has been removed to reduce the initial condition impact (thick solid line).

The above quantities, including the power law distribution of the degrees and the absence of degree-degree correlations, can be modeled by simple applications of the preferential attachment principle. Let us consider the following evolution rule, similarly to other models of rewiring already considered [14], for a growing directed network such as Wikipedia: at each time step, a vertex is added to the network, and is connected to the existing vertices by M oriented edges; the direction of each edge is drawn at random: with probability R_1 the edge leaves the new vertex pointing to an existing one chosen with probability proportional to its in-degree; with probability R_2 , the edge points to the new vertex, and the source vertex is chosen with probability proportional to its out-degree. Finally, with probability $R_3 = 1 - R_1 - R_2$ the edge is added between existing vertices: the source vertex is chosen with probability proportional to the out-degree, while the destination vertex is chosen with probability proportional to the in-degree.

By solving the rate equations for k_{in} and k_{out} by standard arguments [1], we can show that this mechanism generates power law distributions of both the in-degree

and the out-degree: k_{in} and k_{out} :

$$\begin{aligned} P(k_{in}) &\simeq k_{in}^{-\frac{1}{1-R_2}-1} \\ P(k_{out}) &\simeq k_{out}^{-\frac{1}{1-R_1}-1} \end{aligned} \quad (1)$$

which can be easily verified by numerical simulation.

By adopting the values empirically found in the English Wikipedia $R_1 = 0.026$, $R_2 = 0.091$ and $R_3 = 0.883$, one recovers the same power law degree distributions of the real network, as shows figure 2.

The degree-degree correlations $K_{in}^{(nn)}(k_{in})$ can be computed analytically by the same lines of reasoning described in references [22, 23], and for $1 \ll k_{in} \ll N$ we have

$$K_{in}^{(nn)}(k_{in}) \sim \frac{MR_1R_2}{R_3} N^{1-R_1} \quad (2)$$

for $R_3 \neq 0$, the proportionality coefficient depending only on the initial condition of the network, and

$$K_{in}^{(nn)}(k_{in}) \simeq MR_1R_2 \ln N \quad (3)$$

for $R_3 = 0$, where N is the network size. Both equations are independent from k_{in} , as confirmed by the simulation reported in fig. 4 for the same values of R_1 , R_2 and R_3 .

Therefore, the theoretical degree-degree correlation reproduces qualitatively the observed behavior; to obtain a more accurate quantitative agreement with data, it is sufficient to tune the initial conditions appropriately. As shown in fig. 4, this can be done by neglecting a small fraction of initial vertices in the network model.

In conclusion, the bow-tie structure already observed in the World Wide Web, and the algebraic decay of the in-degree and out-degree distribution are observed in the Wikipedia datasets surveyed here. At a deeper level, the structure of the degree-degree correlation also resembles

that of a network developed by a simple preferential attachment rule. This has been verified by comparing the Wikipedia dataset to models displaying no correlation between the neighbors' degrees.

Thus, the empirical and theoretical evidences show that traditional models introduced to explain non trivial features of complex networks by simple algorithms remain qualitatively valid for Wikipedia, whose technological framework would allow a wider variety of evolutionary patterns. This reflects on the role played by the preferential attachment in generating complex networks: such mechanism is traditionally believed to hold when the dissemination of information throughout a social network is not efficient and a ‘‘bounded rationality’’ hypothesis [24, 25] is assumed. In the WWW, for example, the preferential attachment is the result of the difficulty for a webmaster to identify optimal sources of information to refer to, favoring the herding behavior which generates the ‘‘rich-get-richer’’ rule. One would expect the coordination of the collaborative effort to be more effective in the Wikipedia environment since any authoritative agent can use his expertise to tune the linkage from and toward any page in order to optimize information mining. Nevertheless, empirical evidences show that the statistical properties of Wikipedia do not differ substantially from those of the WWW. This suggests two possible scenarios: preferential attachment may be the consequence of the intrinsic organization of the underlying knowledge; alternatively, the preferential attachment mechanism emerges because the Wiki technical capabilities are not fully exploited by Wikipedia contributors: if this is the case, their focus on each specific subject puts much more effort in building a single Wiki entry, with little attention toward the global efficiency of the organization of information across the whole encyclopedia. Authors acknowledge support from European Project DELIS.

-
- [1] R. Albert and A.-L. Barabási *Review of Modern Physics* **74**, 47 (2002).
- [2] S.N. Dorogovtsev and J.F.F. Mendes *Evolution of Networks: From Biological Nets to the Internet and Www* Oxford University Press (2003).
- [3] R. Pastor-Satorras and A. Vespignani, *Evolution and Structure of the Internet* Cambridge University Press, Cambridge, UK, 2004.
- [4] A.-L. Barabási and R. Albert *Science* **286**, 509-512 (1999).
- [5] G.F. Davis, M. Yoo, W.M. Baker *Strategic Organization* **1**, 301 (2003).
- [6] S. Battiston, M. Catanzaro *European Physical Journal B* **38**, 345-352 (2004).
- [7] M. E. J. Newman *Physical Review E* **64**, 016131 and 016132 (2001).
- [8] M. E. J. Newman *Phys. Rev. Lett.* **89**, 208701
- [9] T. Holloway, M. Božičević, K. Börner arXiv:cs/0512085 (2005).
- [10] After our submission on the arXiv, a new paper appeared on these topics V. Zlatić, M. Božičević, H. Štefančić, M. Domazet arXiv:physics/0602149 (2006).
- [11] <http://www.wikipedia.org/>
- [12] <http://en.wikipedia.org/wiki/Wiki>
- [13] J. Voss, Jakob *Proceedings 10th International Conference of the International Society for Scientometrics and Informetrics 2005*, (2005).
- [14] P. L. Krapivsky, G. J. Rodgers, and S. Redner *Phys. Rev. Lett.* **86** 5401
- [15] D. Donato, L. Laura, S. Leonardi S. Millozzi, *A library of software tools for performing measures on large networks*, COSIN Techreport Deliverable D13 (<http://www.dis.uniroma1.it/~cosin/publications>) (2004).
- [16] L. S. Buriol, D. Donato, S. Leonardi S. Millozzi, *Link and temporal analysis of Wikigraphs*, in preparation (2005).
- [17] A. Z. Broder, R. Kumar, F. Maghoul, P. Raghavan, S. Rajagopalan, S. Stata, A. Tomkins, J. Wiener, *Computer*

- Networks*, **33** 309–320 (2000).
- [18] F.B. Viégas, M. Wattenberg and K. Dave, *CHI '04: Proceedings of the SIGCHI conference on Human factors in computing systems* 575 (2004)
- [19] M. E. J. Newman *Phys. Rev. E* **64**, 025102(R) (2001).
- [20] M. Peltomäki, M. Alava arXiv:physics/0508027 (2005).
- [21] G. Bianconi, G. Caldarelli and A. Capocci, *Phys. Rev. E* **71**, 066116 (2005)
- [22] A. Capocci and F. Colaiori, “*Mixing properties of growing networks and the Simpson’s paradox*”, cond-mat/0506509.
- [23] A. Barrat and R. Pastor-Satorras, *Phys. Rev. E* **71**, 036127 (2005)
- [24] M. Rosvall and K. Sneppen, *Phys. Rev. Lett.* **91**, 178701 (2003)
- [25] S. Mossa, M. Barthélemy, H.E. Stanley and L.A. Nunes Amaral, *Phys. Rev. Lett.* **88**, 138701 (2002)