

# Optimal Traffic Networks

Marc Barthélemy<sup>1,2</sup> and Alessandro Flammini<sup>1</sup>

<sup>1</sup>*School of Informatics and Biocomplexity Center, Indiana University,  
Eigenmann Hall, 1900 East Tenth Street, Bloomington IN 47406*

<sup>2</sup>*CEA-Centre d'Etudes de Bruyères-le-Châtel, Département de Physique  
Théorique et Appliquée BP12, 91680 Bruyères-Le-Châtel, France*

(Dated: April 26, 2019)

Inspired by studies on the airports' network and the physical Internet we propose a general model of transportation networks via an optimization principle. The optimal network turns out to be a spanning tree that minimizes a combination of topological and metric quantities. It is characterized by a strongly heterogeneous traffic, non-trivial correlations between distance and traffic and a broadly distributed centrality. A clear hierarchical organization, with local hubs distributing traffic in smaller regions, emerges as a result of the optimization. Varying the parameters of the cost function, different classes of trees are recovered, including in particular the minimum spanning tree and the shortest path tree. These results suggest that a variational approach represents an alternative and possibly very meaningful path to the study of the structure of complex (weighted) networks.

PACS numbers: 89.75.-k, 89.75.Hc, 05.40 -a, 89.75.Fb, 87.23.Ge

Transportation and communication infrastructures such as the airports' network and the physical Internet are characterized by broad distributions of traffic, betweenness centrality and in some case also of degree. Strong, non-linear traffic-distance and traffic-connectivity correlations have also been reported [1, 2, 3]. Modelization attempts with ingredients such as random weights, dynamical rules or weight-topology coupled dynamics (see eg. [2] and ref. therein) have mainly focused on growth processes. Variational approaches have instead been largely disregarded although they frequently provide an alternative and possibly more meaningful point of view.

Both the problem of optimal traffic [4] on a network and the problem of optimal networks [5] have a long tradition in mathematics and physics. It is well known, for example that the laws that describe the flow of currents in a resistor network [6] can be derived by minimizing the energy dissipated by the network [7]. On the other hand, optimal networks have shown to be relevant in the study of mammals circulatory system [8], food webs [9], general transportation networks [10], metabolic rates [11] and river networks [12]. It has been recently argued that they are also important for infrastructures and distribution networks such as gas pipelines or train tracks [13]. All these studies share the fact that the nodes of the network are embedded in a  $d$ -dimensional euclidean space which implies that the degree is almost always limited and the connections restricted to 'neighbours' only. A second broad class of optimal networks where spatial constraints are absent has been also recently investigated. It has been shown, for example, that optimization of both the average shortest path and the total length can lead to small-world networks [14], and more generally, degree correlations [15] or scale-free features [16] can emerge from an optimization process. Can-

cho and Sole [17] showed that the minimization of the average shortest path and the link density leads to a variety of networks including exponential-like graphs and scale-free networks. Finally, Colizza *et al.* [18] studied networks with the shortest route and the smallest congestion and showed that this interplay could lead to a variety of networks when the number of links per node is changed.

In this paper mostly inspired by studies on airports' networks [1], we first investigate an hybrid, although important case of optimal networks, in which nodes are embedded in a 2-dimensional plane but links are not constrained (as for air routes) to connect 'neighbours'. We propose a general cost function that depends both on the length and the traffic carried by the links and show that the resulting optimal network is hierarchically organized and displays a complex traffic structure.

We consider a set of  $N$  points (airports) randomly distributed in a square of unitary area and would like to build a network (air routes) that connects all points. The cost or weight  $w_{ij}$  associated to 'traveling' along a link  $i - j$  is a function of both the length  $d_{ij}$  of the link and of the traffic  $t_{ij}$  it carries. The  $t_{ij}$ , in the air-network analogy, represent the number of passengers and is symmetric  $t_{ij} = t_{ji}$ . To travel from a generic node  $i_0$  to another generic node  $i_p$  along a specific path  $\{i_0, i_1, i_2, \dots, i_{p-1}, i_p\}$  the cost to be paid is the sum of the weights  $w_{k,k+1}$  associated to the links that compose the path, and when more than one path is available we assume that the most economical one is chosen

$$\mathcal{E}_{i_0, i_p} = \min_{p \in \mathcal{P}(i_0, i_p)} \sum_{e \in p} w_e \quad (1)$$

where the minimisation is over all paths  $p$  belonging in the set of paths  $\mathcal{P}(i_0, i_p)$  going from  $i_0$  to  $i_p$  ( $w_e$  is the weight of the edge  $e$ ). The global quantity  $\mathcal{E}$  we wish to

minimize is then the average cost to pay to travel from a generic node to another

$$\mathcal{E}_0(\{t_{ij}\}) = \frac{2}{N(N-1)} \sum_{i < j} \mathcal{E}_{i,j} \quad (2)$$

Our purpose is therefore to find the traffic  $\{t_{ij}^*\}$  carried by the links and which minimises (2), with the only constraints that all  $t_{ij} \geq 0$  and that the total traffic  $T = \sum_{i < j} t_{i,j}$  is fixed. In this paper, we choose as the weight of a link  $e$  the ratio of its length to traffic:  $w_e = d_e/t_e$ . Although this choice is not the most general, it naturally verifies the expectation that the weight is an increasing function of  $d_{ij}$  and a decreasing one of  $t_{ij}$ . This last condition can be easily understood in the case of transportation networks and means that it is more economic to travel on links with a large traffic, reducing the effective distance of the connection.

We search for the minimum-realizing traffic using a Monte-Carlo algorithm. The elementary move consists in transferring a random fraction of the traffic carried by a link to another one. The minimum-cost path between two points is recalculated at any step with Dijkstra's algorithm [5]. We start with the topology of the complete graph and as we show below the optimal solution is characterized by a majority of links that carry no traffic and allows the emergence of a non trivial topology. The optimal network results then as the compromise of two opposing forces: the need for short routes and the traffic concentration on as few paths as possible. The interplay between topology and traffic naturally induces the observed correlations between degree, distance and traffic itself.

Numerical simulations shows that the optimal network is a tree. An argument supporting this finding follows. Consider an isosceles triangle  $ABC$  with  $d(A,C) = d(B,C) = d$  and  $d(A,B) = d'$ , optimization leads to the values  $t_{AC} = t_{BC} \approx T/2$  and  $t_{AB} \approx 0$  when  $d \gg d'$ . The minimum energy is thus (at leading order in  $d$ )  $\mathcal{E} \approx d/t_{AC} + d/t_{BC} \approx 4d/T$ . When we remove the link  $BC$  (and thus kill the loop), the traffic on  $AC$  becomes approximately twice  $t_{AC} \approx T$  (and  $t_{BC} \approx t_{AB} \approx 0$ ) but the minimum energy at leading order is  $\mathcal{E}' \approx 2d/t_{AC} \approx 2d/T$  which is lower than  $\mathcal{E}$ . This argument shows that optimization reduces the number of links joining nodes in the same regions and increases the traffic on the remaining links. Loops between nodes in the same neighborhood become then redundant.

The optimal network being a tree enormously simplifies the computation of the energy. Since only a single path exists between any two nodes in a tree, the energy (2) can be rewritten as

$$\mathcal{E}_0 = \sum_{e \in \mathcal{T}} b_e \frac{d_e}{t_e} \quad (3)$$

where  $b_e$  is the edge-betweenness [19] and counts the

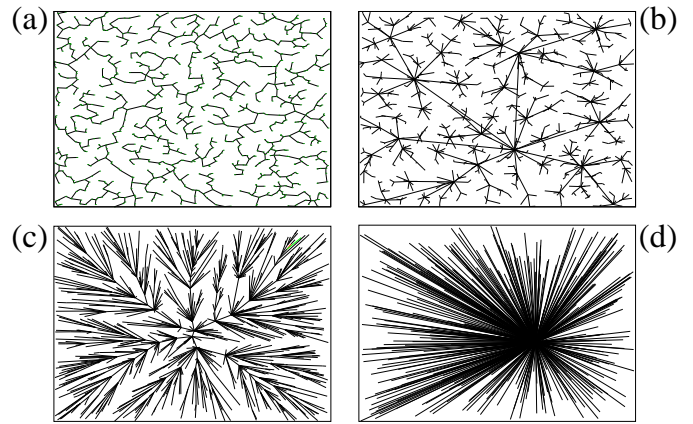


FIG. 1: Different spanning trees obtained for different values of  $(\mu, \nu)$  in Eq. (5) obtained for the same set of  $N = 1000$  nodes. (a) Minimum spanning tree obtained for  $(\mu, \nu) = (0, 1)$ . In this case the total distance is minimized. (b) Optimal traffic tree obtained for  $(\mu, \nu) = (1/2, 1/2)$ . In this case we have an interplay between centralization and minimum distance resulting in local hubs. (c) Minimum euclidean distance tree obtained for  $(\mu, \nu) = (1, 1)$ . In this case centrality dominates over distance and a 'star' structure emerges with a few dominant hubs. (d) Optimal betweenness centrality tree obtained for  $(\mu, \nu) = (1, 0)$ . In this case we obtain the shortest path tree which has one star hub (for the sake of clarity, we omitted some links in this last figure).

number of times that  $e$  belongs to the shortest path between two nodes. The optimal traffic (with the same constraints as above) is given by  $t_e = T\sqrt{b_e d_e} / \sum_e \sqrt{b_e d_e}$ . The 'optimal traffic tree' (OTT) can then be obtained minimizing

$$\mathcal{E} = \sum_{e \in \mathcal{T}} \sqrt{b_e d_e} \quad (4)$$

The minimal configuration can now be searched by rewiring links. Replacing link  $i - j$  with  $i - j'$  modifies only the centralities along the path between  $j$  and  $j'$ . This implies that our calculation has a complexity of order  $\mathcal{O}(N)$  and allows computation over very large networks (the same algorithm was used in the context of river networks [20]).

We expect to obtain something very different from the classical (Euclidean-) minimum spanning tree [5] since our energy involves a combination of metric (the distance) and topological (the betweenness) quantities. The expression Eq. (4) suggests an interesting generalization given by the optimization of

$$\mathcal{E}_{\mu\nu} = \sum_{e \in \mathcal{T}} b_e^\mu d_e^\nu \quad (5)$$

where  $\mu$  and  $\nu$  control the relative importance of distance against topology as measured by centrality. Fig. (1) shows examples of spanning trees obtained for different values of  $(\mu, \nu)$ . For  $(\mu, \nu) = (0, 1)$  one obtains the Euclidean Minimum Spanning Tree (MST) [Fig. (1a)] which

can also be obtained by minimizing the total weight  $\sum_e w_e$  and gives a traffic  $t_e = T\sqrt{d_e}/\sum\sqrt{d_e}$ . For  $(\mu, \nu) = (1/2, 1/2)$  we obtain the OTT [Fig. (1b)] which displays an interesting interplay between distance and shortest path minimization (see below). For  $(\mu, \nu) = (1, 1)$ , the energy is proportional to the average shortest weighted path (with weights equal to euclidean distance [Fig. (1c)]). When  $(\mu, \nu) = (1, 0)$ , the energy (5) is proportional to the average betweenness centrality and therefore to the average shortest path  $\sum_e b_e \propto \ell$ . The tree (1,0) shown in Fig. (1d) is thus the shortest path tree (SPT) with an arbitrary “star-like” hub (a small non zero value of  $\nu$  would select as the star the closest node to the gravity center). The minimization of Eq. (5) thus provides a natural interpolation between the MST and the SPT, a problem which was addressed in previous studies [21]. The degree distribution for all cases considered above [with the possible exception  $(\mu, \nu) = (1, 1)$ ] is not broad, possibly as a consequence of spatial constraints. A complete inspection of the plane  $(\mu, \nu)$  is left for future studies.

It has been shown that trees can be classified in ‘universality classes’ [22, 23] according to the distribution of the sizes of the two parts in which a tree can be divided by removing a link (or the distribution of sub-basins areas, in the language of river network). We define  $A_i$  and  $A_j$  as the sizes of the two parts in which a generic tree is divided by removing the link  $i-j$ . The betweenness  $b_{ij}$  of link  $i-j$  can be written as  $b_{ij} = \frac{1}{2}[A_i(N - A_i) + A_j(N - A_j)]$ , and the distributions of  $A$ ’s and  $b$ ’s can be easily derived one from the other. It is therefore not surprising that the exponent  $\delta = 4/3$  of the Minimum Spanning Tree [22] also characterizes the distribution  $P(b) \sim b^{-\delta}$  (we note however that a random spanning tree  $(\mu, \nu) = (0, 0)$  displays  $\delta = 3/2$  to be compared with  $\delta = 11/8$  [23] when only ‘short’ connections are present). In contrast, for the OTT we obtain an exponent  $\delta \simeq 2$ , a value also obtained for trees grown with preferential attachment mechanism [24] (see also [25] for a supporting argument). Interestingly, most real-world networks are also described by this value  $\delta \simeq 2$  [3]. The OTT thus tends to have a more uniform centrality with respect to the MST [26], with important consequences on the vulnerability of the network since there is no clearly designated ‘Achille’s heel’ for the OTT.

We now investigate the traffic properties of the OTT. Fig. 3 displays the traffic on an edge versus its length and shows that large traffic is carried over large distance and is then dispatched on smaller hubs that distribute it on still smaller regions. Despite the small range of degrees, we observe for the strength [1]  $s_i = \sum_j t_{ij}$  a behavior consistent with a power law  $s \sim k^\beta$  with  $\beta \approx 1.5$ . This result demonstrates the existence of degree-traffic correlations can emerge from a global optimization process.

The spatial properties of the OTT are also remarkable.

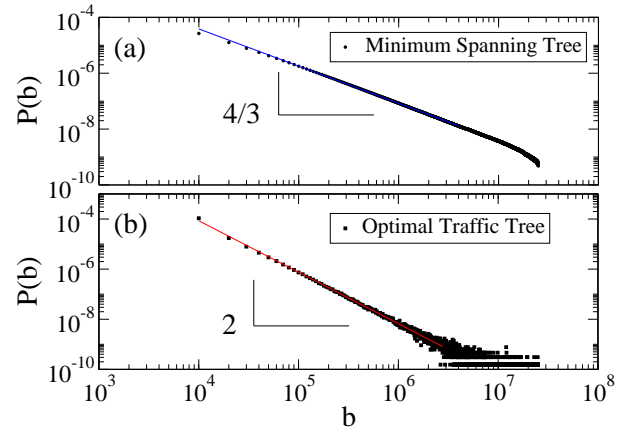


FIG. 2: Betweenness centrality distribution for the MST and for the OTT. The lines are power law fits and give for the MST the theoretical result  $\delta = 4/3$  and for the OTT the value  $\delta \simeq 2.0$  ( $N = 10^4$ , 100 configurations).

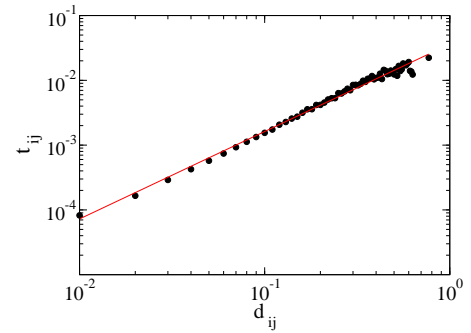


FIG. 3: Binned plot of the traffic on an edge  $t_{ij}$  versus its length  $d_{ij}$  for the OTT (obtained for  $N = 10^4$  and 100 configurations). Large links carry large traffic and the increase follows a power law with exponent of order 1.5.

The OTT displays (Fig. 4) a hierarchical spatial organization where long links connect regional hubs, that, in turn are connected to sub-regional hubs, etc. This hierarchical structure can be probed by measuring the average euclidean distance between nodes belonging to the cluster obtained by deleting recursively the longest link. For the OTT (Fig. 5), we observe a decrease of the region size, demonstrating that longer links connect smaller regions, a feature absent in non-hierarchical networks such as the MST, the shortest path tree or the random tree (Fig. 5).

In summary, we showed that the emergence of complex structure in traffic organization could be explained by an optimization principle. In particular, strong correlations between distance and traffic arise naturally as a consequence of optimizing the average weighted shortest path. In the optimal network, long-range links carry large traffic and connect regional hubs dispatching traffic on a smaller scale ensuring an efficient global distribution. These results suggest that the organization of the

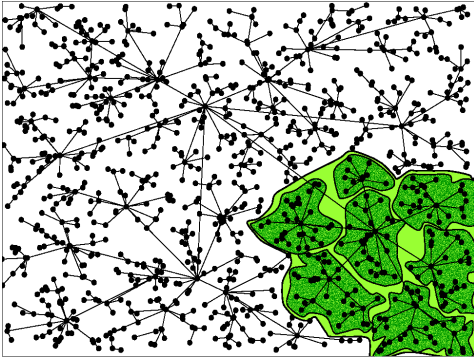


FIG. 4: Hierarchical organization emerging for the optimal traffic tree  $(\mu, \nu) = (1/2, 1/2)$  ( $N = 1000$  nodes). Longer links lead to regional hubs which in turn connect to smaller hubs distributing traffic in smaller regions.

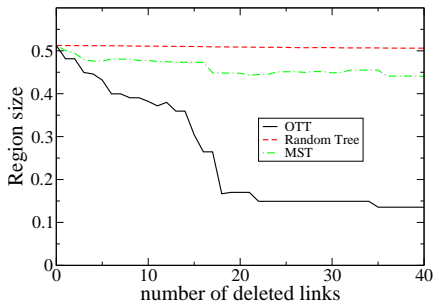


FIG. 5: Average euclidean size of the largest cluster remaining after deleting links ranked according to their length (in decreasing order) obtained for one typical configuration of size  $N = 1000$  of different networks. The decrease observed for the OTT is consistent with a hierarchical spatial organization as it is visually evident from Fig. 4.

traffic on complex networks and more generally architecture of weighted networks could in part result from an evolutionary process. Finally, this study led us to propose a generalization of the usual minimum spanning tree by introducing the centrality and allows to interpolate from the MST to the shortest path tree. This generalization however deserves further studies and raises interesting question such as the crossover from different tree universality classes.

**Acknowledgments.**— We thank Vittoria Colizza and Alessandro Vespignani for interesting discussions and suggestions.

- (2004).
- [2] A. Barrat, M. Barthélemy, and A. Vespignani, J. Stat. Mech. P05003 (2005).
  - [3] K.-I. Goh, E. Oh, H. Jeong, B. Kahng, D. Kim, Proc. Natl. Acad. Sci. USA **99**, 12583 (2002).
  - [4] R. K. Ahuja, T. L. Magnanti, and J. B. Orlin, *Network Flows* Prentice Hall, New Jersey, (1993).
  - [5] D. Jungnickel, *Graphs, Networks, and Algorithms*, Algorithm and computation in mathematics; vol. 5. Springer, 1999.
  - [6] G. Kirchhoff Ann. Phys. und Chemie, **72**, 497-508 (1847).
  - [7] P. G. Doyle and J. L. Snell, *Random walks and electric networks*, The Mathematical Association of America, USA, 1984, pp. 83-149 (1984);
  - [8] T. A. McMahon and J. T. Bonner, it On Size and Life Scientific American Library, New York, (1983).
  - [9] D. Garlaschelli, G. Caldarelli and L. Pietronero, Nature **423**, 165 (2003).
  - [10] J. R. Banavar, A. Maritan and A. Rinaldo, Nature **399**, 130 (1999).
  - [11] G. B. West, J. H. Brown, B. J. Enquist, Science **276**, 122 (1997).
  - [12] A. Maritan, F. Colaiori, A. Flammini, M. Cieplak, and JR. Banavar, Science, **272**, 984-986, (1996).
  - [13] M.T. Gastner and M.E.J. Newman, Eprint: cond-mat/0409702; M.T. Gastner and M.E.J. Newman, Eprint: cond-mat/0407680.
  - [14] N. Mathias and V. Gopal, Phys. Rev. E **63**, 021117 (2001).
  - [15] J. Berg and M. Lassig, Phys. Rev. Lett. **89**, 228701 (2002).
  - [16] S. Valverde, R. Ferrer i Cancho, RV. Sole, Europhys. Lett. **60**, 512 (2002).
  - [17] R. Ferrer i Cancho and R.V. Sole, *Optimization in Complex Networks*, Statistical Mechanics of Complex Networks, Lecture Notes in Physics Vol. **625**, Springer (Berlin), pp 114.125 (2003).
  - [18] V. Colizza, J. Banavar, A. Maritan, A. Rinaldo, Phys. Rev. Lett. **92**, 198701 (2004).
  - [19] L.C. Freeman, Sociometry **40**, 35 (1977).
  - [20] F. Colaiori, A. Flammini, A. Maritan, and Jayanth R. Banavar Phys. Rev. E **55**, 1298 (1997).
  - [21] S. Khuller, B. Raghavachari, N. Young, Algorithmica, **14**, 305-321 (1995).
  - [22] H. Takayasu, M. Takayasu, A. Provata, and G. Huber, J. Stat. Phys. **65**, 3, 725 (1991).
  - [23] S. S. Manna, D. Dhar and S. N. Majumdar, Phys. Rev. A **46**, R4471 (1992).
  - [24] R. Albert and A.-L. Barabasi, Rev. Mod. Phys. **74**, 47 (2002).
  - [25] P. De Los Rios Europhys. Lett., **56**, 898-903 (2001).
  - [26] Z. Wu, L.A. Braunstein, S. Havlin, H.E. Stanley, eprint: cond-mat/0511525.