

# Re-inventing Willis

M.V. Simkin and V.P. Roychowdhury

*Department of Electrical Engineering, University of California, Los Angeles, CA 90095-1594*

Scientists often re-invent things that were long known. Here we review these activities as related to the mechanism of producing power law distributions, originally proposed in 1922 by Yule to explain experimental data on the sizes of biological genera, collected by Willis. We also review the history of re-invention of closely related branching processes, random graphs and coagulation models.

## 1. Introduction

The book of Ecclesiastes says: “Is there any thing whereof it may be said, See, this is new? It hath been already of old time, which was before us.” The job of the scientists is to discover new things, thus they are the most affected. In this paper, we report a case study involving the mechanism of generating power-law distributions known as Yule’s process, Simon’s model, Cumulative Advantage, or Preferential Attachment. We also investigate the history of re-invention of closely related urn models, branching processes, random graphs and coagulation models. We discuss the relation of Yule’s process to Self-Organized Criticality and Renormalization Group.

## 2. Yule’s process

In 1922 Willis and Yule [1] analyzed the data on frequency distribution of the sizes of biological genera, collected by Willis [2]. They discovered that this distribution follows a power law. To explain this observation Yule [3] proposed the following model. Consider two types of mutations: specific (that is producing a new specie of the same genus), which occur in each specie at rate  $s$ , and generic (that is producing a new genus) which occur in each genus at rate  $g$ .

In this model the expectation value of the total number of genera grows with time as  $\exp(g \times t)$ . Therefore the probability distribution of the ages of genera is:

$$p(t) = g \exp(-gt). \quad (2.1)$$

The expectation number of species in a genus of age  $t$  is:

$$n(t) = \exp(s \times t). \quad (2.2)$$

Now suppose that chance can be ignored, that the number of species in a genus can be taken as a continuous variable, and that the above can be taken as absolute functional relations. The size of genus is then absolutely determined by its age, and we can find the number of genera of each size by eliminating  $t$  from Eq. (2.1) using Eq. (2.2):

$$t(n) = \frac{1}{s} \ln(n); \quad dt = \frac{dn}{s \times n}.$$

This leads to:

$$p(n) = \frac{g}{s} n^{-\gamma}; \quad \gamma = 1 + \frac{g}{s}. \quad (2.3)$$

Yule [3] also found the exact solution. The probability of a genus of an age  $t$  to be monotypic, i.e. to consist of just one specie, is, obviously,  $p_1(t) = \exp(-st)$ . For a genus to contain two species at time  $t$ , a single mutation must occur at some intermediate time  $t_i$ , the original specie must not mutate until  $t_i$ , and two resulting species must not mutate for the time  $t - t_i$ . The probability for a genus to contain two species is obtained by integrating over all possible values of  $t_i$ :

$$p_2(t) = \int_0^t dt_1 p_1(t_1) s \exp(-2s(t-t_1)) = \exp(-st)(1 - \exp(-st))$$

In general, one can verify by induction that:

$$p_n(t) = \exp(-st)(1 - \exp(-st))^{n-1} \quad (2.4)$$

We see that the size distribution of genera of the same age is exponential. This result was re-discovered in 1992 by Günter *et al* [4] and in 2000 by Krapivsky and Redner [5], who used more complicated mathematical methods.

Combining the distribution of the number of species in genera of age  $t$  (given by Eq.(2.4)) with the distribution of the ages of genera (Eq.(2.1)) we obtain the overall probability distribution of genera with regard to the number of species:

$$\begin{aligned} p_n &= \int_0^\infty dt p_n(t) p(t) = \\ &= \int_0^\infty dt \exp(-st)(1 - \exp(-st))^{n-1} g \exp(-gt) = \\ &= \frac{g}{s} \int_0^1 dx x^{\frac{g}{s}} (1-x)^{n-1} = \\ &= \frac{g}{s} B\left(\frac{g}{s} + 1, n\right) = \frac{g}{s} \frac{\Gamma\left(\frac{g}{s} + 1\right) \Gamma(n)}{\Gamma\left(\frac{g}{s} + 1 + n\right)} \end{aligned} \quad (2.5)$$

Here  $B$  and  $\Gamma$  are Euler's Beta and Gamma functions. The large- $n$  asymptotic of Eq.(2.5) is

$$p_n \propto \frac{g}{s} \frac{\Gamma\left(\frac{g}{s} + 1\right)}{n^{\frac{g}{s} + 1}}. \quad (2.6)$$

This derivation is simple. Surprisingly, one finds the following claim in modern literature [66]

“Yule’s analysis of the process was considerably more involved than the one presented here, essentially because the theory of stochastic processes as we now know it did not yet exist in his time.” The given above solution, which follows that of Yule, is simpler than the one given in [66], which follows that of Simon [11].

### 3. Modified Yule’s model

We introduce this modification in order to make the similarity between Yule’s and Simon’s model (which we discuss later) more obvious. Let us assume that the rate of generic mutations is proportional to the number of species in a genus. In this case, the number of genera grows with time as  $\exp((s+g)t)$  and the age distribution of genera is:

$$p(t) = (s+g) \exp(-(s+g)t).$$

Substituting this into Eq.(2.5) we get:

$$\begin{aligned} p_n &= \int_0^\infty dt p_n(t) p_t = \\ &= \int_0^\infty dt \exp(-st)(1 - \exp(-st))^{n-1} (s+g) \exp(-(s+g)t) \\ &= \frac{s+g}{s} \int_0^1 dx x^{\frac{s+g}{s}} (1-x)^{n-1} \\ &= \frac{s+g}{s} B\left(\frac{g}{s} + 2, n\right) = \\ &= \frac{s+g}{s} \frac{\Gamma\left(\frac{g}{s} + 2\right) \Gamma(n)}{\Gamma\left(\frac{g}{s} + 2 + n\right)} \propto \frac{s+g}{s} \frac{\Gamma\left(\frac{g}{s} + 2\right)}{n^{\frac{g}{s} + 2}} \end{aligned} \quad (3.1)$$

The major difference between the probability distribution, generated by the modified Yule’s model (Eq.(3.1)) and the one generated by the standard Yule’s model (Eq.(2.6)) is that Eq.(3.1) has the exponent of the power law equal to  $\gamma = 2 + \frac{g}{s}$ ,

while Eq.(2.6) has it equal to  $\gamma = 1 + \frac{g}{s}$ . By changing parameters  $g$  and  $s$ , Eq.(2.6) can be tuned to have an exponent of any value greater than 1, while Eq.(3.1) has the exponent always greater than 2. Willis' data could be fitted with a power law with an exponent of around 1.5. Only standard Yule's model can account for it, while modified cannot.

#### 4. Champernowne's model of income distribution

To explain the power law in distribution of incomes, discovered by Pareto, Champernowne [6] invented the following model. He divided income recipients into ranges of equal proportionate width. That is, if  $I_{min}$  is the minimum income considered, then the first range contains persons with incomes between  $I_{min}$  and  $aI_{min}$ , the second range persons with incomes between  $aI_{min}$  and  $a^2I_{min}$ , and so on. Next he introduces transition probabilities  $r_{nm}$  that a person who is in class  $m$  at time  $t$  will be in class  $n$  at time  $t + 1$ . He assumes that  $r_{nm}$  is a function of only  $n-m$  (except for the small  $m$ , when it is modified to prohibit falling below minimum income).

To illustrate the Champernowne's model we will consider the simplest nontrivial transition function, the one that only allows transitions between adjacent classes:

$$r_{nm} = r(n-m) = \begin{cases} r_1 & \text{when } n-m=1 \\ r_0 & \text{when } n-m=0 \\ r_{-1} = 1 - r_1 - r_0 & \text{when } n-m=-1 \end{cases} \quad (4.1)$$

$$r_{n0} = \begin{cases} r_1 & \text{when } n=1 \\ r_0 + r_{-1} = 1 - r_1 & \text{when } n=0 \end{cases}$$

In equilibrium the occupation probabilities,  $p_n$ , of income ranges,  $n$ , should satisfy the following equations:

$$\begin{aligned} p_n &= r_0 p_n + r_1 p_{n-1} + r_{-1} p_{n+1} \\ p_0 &= (r_0 + r_{-1}) p_0 + r_{-1} p_1, \end{aligned}$$

which in the case  $r_1 < r_{-1}$  have the following solution:

$$p_n = (1 - r_1/r_{-1}) \times (r_1/r_{-1})^n. \quad (4.2)$$

The occupation probabilities decrease exponentially with income ranges range number,  $n$ . As  $p_n$  is the probability to have income between  $a^{n-1}I_{min}$  and  $a^n I_{min}$  - income exponentially grows with the range number. The situation is similar to what was in Yule's model, with time replaced by  $n$ . This leads to the income distribution of the form:

$$p(I) \sim I^{-\gamma}, \quad \gamma = 1 + \frac{\ln(r_{-1}/r_1)}{\ln(a)}. \quad (4.3)$$

A continuum version of Champernowne's model was re-discovered in 1996 by Levy and Solomon [7].

#### 5. Simon's model

The distribution of words by the frequency of their use follows a power law. This fact was discovered sometime before 1916 by Estoup [8], re-discovered in 1928 by Condon [9], and once more in 1935 by Zipf [10]. Nowadays it is widely known as Zipf's law. To explain this observation Simon [11] proposed the following model. Consider a book that is being written, and that has reached a length of  $N$  words. With probability  $\alpha$  the  $(N+1)$ -st word is a new word - a word that has not occurred in the first  $N$  words. With probability  $1-\alpha$  the  $(N+1)$ -st word is one of the old words. The probability that it will be a particular old word is proportional to the number of its previous occurrences.

If certain word appeared  $K$  times among  $N$  words, the probability that  $(N+1)$ -st word will be this word is  $(1-\alpha) \times \frac{K}{N}$ . The evolution of the word frequency

distribution (here  $N_K$  denotes the number of words that appeared  $K$  times) is described by the following equations:

$$\begin{aligned} \frac{dN_1}{dN} &= \alpha - (1-\alpha) \times \frac{N_1}{N} \\ \frac{dN_K}{dN} &= (1-\alpha) \times \frac{(K-1) \times N_{K-1} - K \times N_K}{N} \quad (K > 1), \end{aligned} \quad (5.1)$$

Assuming that the distribution of words has reached its stationary state we can replace the derivatives with the ratios:

$$\begin{aligned} \frac{N_1}{N} &= \alpha - (1-\alpha) \times \frac{N_1}{N} \\ \frac{N_K}{N} &= (1-\alpha) \times \frac{(K-1) \times N_{K-1} - K \times N_K}{N} \quad (K > 1). \end{aligned} \quad (5.2)$$

The probability that the word occurs  $K$  times is equal to

$$P_K = \frac{N_K(N)}{D(N)}, \quad (5.3)$$

where  $D(N) = \alpha N$  is the number of distinct words in the book.

We thus have:

$$N_K(N) = P_K \alpha N \quad (5.4)$$

After substituting Eq. (5.4) in Eq. (5.2) we get:

$$\begin{aligned} P_1 &= \frac{1}{2-\alpha}, \\ \frac{P_K}{P_{K-1}} &= \frac{K-1}{K+1/(1-\alpha)} \quad (K > 1). \end{aligned} \quad (5.5)$$

Iterating the above equation we get

$$\begin{aligned} P_K &= \frac{\Gamma(K)\Gamma(2+1/(1-\alpha))}{\Gamma(K+1+1/(1-\alpha))} \times \frac{1}{2-\alpha} = \\ &= \frac{\Gamma(K)\Gamma(1+1/(1-\alpha))}{\Gamma(K+1+1/(1-\alpha))} \times \frac{1}{1-\alpha} \\ &\propto \frac{1}{1-\alpha} \times \frac{\Gamma(1+1/(1-\alpha))}{K^{1+1/(1-\alpha)}} \end{aligned} \quad (5.6)$$

In 1976 Price [12] used Simon's model to explain a power law distribution of citations to scientific papers, which he discovered in 1965 [13] (this was rediscovered in 1997 by Silagadze [14] and in 1998 by Redner [15]). He proposed to call it "cumulative advantage process". Simon's model was re-discovered in 1992 by Günter *et al* [4] and 1999 by Barabasi and Albert [16]. In the latter case, it acquired the new name: "preferential attachment".

## 6. Solution of the modified Yule's model by Simon's method

In Simon's model genus corresponds to a distinct word, and number of species in a genus corresponds to the number of occurrences of a word in the text. The probability of a new mutation to be a generic mutation corresponds to the probability for the next word to be a new word. It is equal to:

$$\alpha = \frac{g}{s+g}$$

Substituting this in Eq. (5.6), we recover Eq. (3.1).

## 7. Solution of Simon's model by Yule's method

If  $M$  is the number of appearances of a particular word, and  $N$  is the total number of words, than the probability that the number of occurrences of this word will increase by one when the next word is added to the sequence is:

$$p(M \rightarrow M+1) = \frac{1-\alpha}{N}.$$

This can be rewritten as:

$$p(M \rightarrow M+1) = (1-\alpha) \frac{M}{N} dN,$$

where  $dN=1$ . By introducing the variable  $t = \ln(N)$ , we get:

$$p(M \rightarrow M+1) = (1-\alpha) M dt.$$

Note, that because  $dt = \frac{dN}{N}$ ,  $t$  is a continuous variable in the limit of large  $N$ . Similarly, the probability that the number of distinct words increases by one when the next word is added to the sequence is:

$$p(D \rightarrow D+1) = \alpha dN = \alpha N \frac{dN}{N} = \alpha N dt.$$

If a word corresponds to specie and a distinct word to a genus, than Simon's model is equivalent to the modified Yule's model with the rate of specific mutations equal  $1-\alpha$ , and the rate of generic mutations equal  $\alpha$ .

## 8. Solution of Yule's model by Simon's method

Original Yule's model is more difficult to solve by Simon's method. The problem is that the probability of a new mutation to be generic changes in time. This probability is given by the equation:

$$\alpha = \frac{gN_g}{sN_s + gN_g}, \quad (8.1)$$

where  $N_g$  is the total number of genera, and  $N_s$  the total number of species. Let us compute these numbers at time  $t$ . Suppose, that at time 0 there was one genus, consisting of single specie. The expectation number of genera at time  $t$  is, obviously,

$$N_g = \exp(g \times t). \quad (8.2)$$

The expectation number of species in the primal genus at time  $t$  is:

$$N_s^1 = \exp(s \times t)$$

The number of species in new genera is:

$$N_s^* = \int_0^t dt_1 g \exp(gt_1) \exp(s(t-t_1)) = \frac{g}{g-s} (\exp(gt) - \exp(st))$$

The expectation number of all species at time  $t$  is:

$$N_s = N_s^1 + N_s^* = \frac{g}{g-s} \exp(gt) + \frac{s}{s-g} \exp(st)$$

The large  $t$  asymptotic of the above is:

$$N_s = \begin{cases} \frac{g}{g-s} \exp(gt) & \text{when } g > s \\ \frac{s}{s-g} \exp(st) & \text{when } s > g \end{cases} \quad (8.3)$$

Let us consider the case  $g > s$ . Substituting Eqs.(8.2) and (8.3) into Eq.(8.1) we get:

$$\alpha = \frac{g e^{gt}}{s \frac{g}{g-s} e^{gt} + g e^{gt}} = 1 - \frac{s}{g} \quad (8.4)$$

Substituting Eq.(8.4) into Eq.(5.4) we recover Eq.(2.5).

Let us now consider the case  $s > g$ . After substituting Eqs.(8.2) and (8.3) into Eq.(8.1) we get:

$$\alpha(t) = \frac{g e^{gt}}{s \frac{s}{s-g} e^{st} + g e^{gt}} \propto g \frac{s-g}{s^2} e^{-(s-g)t} \quad (8.5)$$

After expressing  $t$  through  $N_s$ , using Eq.(8.3), and substituting the result into Eq.(8.5) we get:

$$\alpha(N_s) = CN_s^{-\gamma}; \quad \gamma = 1 - \frac{g}{s}. \quad (8.6)$$

Here  $C$  is a function of  $g$  and  $s$ .

Let us consider a modified Simon's model where

$$\alpha = CN^{-\gamma}. \quad (8.7)$$

The number of distinct words as a function of total number of words will be

$$D(N) = \int_0^N dM CM^{-\gamma} = \frac{C}{1-\gamma} N^{1-\gamma} \quad (8.8)$$

After substituting Eq.(8.8) into Eq.(5.3) and the result together with Eq.(8.7) into Eq.(5.2) we get:

$$P_1 = \frac{1-\gamma}{2-\gamma}$$

$$\frac{P_K}{P_{K-1}} = \frac{K-1}{K+1-\gamma} \quad (8.9)$$

By iteration of Eq. (8.9), we get:

$$P_K = (1-\gamma) \frac{\Gamma(K)\Gamma(2-\gamma)}{\Gamma(K+2-\gamma)} \quad (8.10)$$

after substituting  $\gamma = 1 - \frac{g}{s}$  into Eq.(8.10) we recover Eq.(2.5). This model with  $N$ -dependent  $\alpha$  was first suggested and solved by Simon [11]. It was rediscovered by Dorogovtsev and Mendes [17] in context of the science of networks.

This exercise shows that Yule's and Simon's models are two ways of looking at the same thing. In contrast, Champenowne's model is similar, but not identical.

## 9. Markov-Eggenberger-Polya Urn models

The following model was first studied in 1907 by Markov [18]. It was re-invented in 1923 by Eggenberger and Polya (see Ref. [19] pp.176-177). The model is known today as Polya's urn scheme. It is as follows. The urn contains one white and one black ball. We take out a ball at random, than put it back and add another ball of the same color. We repeat the procedure again and again. Obviously, the procedure has cumulative advantage feature of Yule-Simon process. This connection was, probably, first pointed out by Price [12] in 1975, and re-discovered in 2003 by Chung, Handjani, and Jungreis [20]. Markov's problem is easier to solve than Yule's. After one step in the urn there can be either one black and two white balls or one white and two black balls with equal probability. It is easy to show that after two steps the possible combinations are 3-1, 2-2, and 1-3, and all of them have the same probability. After  $N$  steps in the urn can be any number of white balls from 1 to  $N+1$  and all these realizations have equal probabilities  $1/N$ . This can be proved by induction. If this holds true for  $N$  steps, then the probability to have  $n$  white balls after  $N+1$  steps is

$$p(n, N+1) = \frac{n-1}{N+1} p(n-1, N) + \frac{N+1-n}{N+1} p(n, N) =$$

$$\frac{N}{N+1} \frac{1}{N} = \frac{1}{N+1}$$

This uniform distribution of balls reminds the zero-temperature distribution of particles obeying Bose-Einstein statistics, when the ground level is doubly degenerate. The relation of cumulative advantage process to Bose-Einstein statistics was pointed out in [21], [22], [23]. If we modify the urn scheme so that with probability  $\alpha$  we add a ball of a new color – we recover the Yule-Simon process.

## 10. Spectrum of cosmic radiation

In 1949 Fermi [24] explained experimentally observed power-law spectrum of cosmic radiation as follows. The particles, like protons, are accelerated through collisions with wandering interstellar magnetic fields. An elementary estimate can be obtained by picturing the collisions against reflecting obstacles of very large mass, moving with random velocities averaging to  $V$ . Assuming this picture, one finds easily that the average gain in energy per collision is given as order of magnitude by

$$dE = \left(\frac{V}{c}\right)^2 E,$$

where  $E$  represents the energy of the particle inclusive of rest energy, and  $c$  is the speed of light. If we call  $\tau$  the time between scattering collisions, the energy acquired by a particle of age  $t$  will be

$$E(t) = Mc^2 \exp\left(\left(\frac{V}{c}\right)^2 \frac{t}{\tau}\right).$$

During the process of acceleration, a proton may loose most of its energy by a nuclear collision. This absorption process can be considered to proceed according to an exponential law. We expect the age probability distribution to be

$$p(t) = \exp\left(-\frac{t}{T}\right),$$

where  $T$  is the time between absorption collisions. Combining relationships between age and energy with the probability distribution of age, we find the probability distribution of the energy:

$$p(E) \propto E^{-1 - \frac{\tau}{T} \left(\frac{c}{V}\right)^2}$$

## 11. Renormalization group

Near critical temperature,  $T_c$ , of a second order phase transitions physical parameters of the system are power-law functions of the reduced temperature,

$$t = \frac{T - T_c}{T_c}. \text{ In 1971 Wilson [25] developed the}$$

renormalization group (RG) method to explain this phenomenon. He studied how parameters of the system change after  $n$  successive re-scalings of the length by a factor  $l$ . He found that the reduced temperature grows exponentially with  $n$ :

$$t^{(n)} = (l^{y_t})^n t. \text{ At the same time correlation length}$$

decreases exponentially with  $n$ :  $\xi^{(n)} = l^{-n} \xi$ . As a result the correlation length scales with the reduced temperature as:  $\xi(t) \propto t^{-1/y_t}$ . Similar to what happened in Yule's model, the power law came out of two exponential dependencies.

So far, we derived all of the equations used in the article. However, Wilson's work is too complicated to discuss here. Therefore, we will illustrate RG on a simple example of the so-called percolation problem. The problem was originally formulated for liquids percolating through a porous media, a question of interest in oil production. Afterward the research in the field shifted into studying lattice models, which are abstract and remote from reality, but, nonetheless, very good for keeping scientists busy. They consider a lattice with some nodes removed at random and fraction  $p$  of the nodes left. Just like the triangular lattice shown in Figure 1 (a), where we show removed nodes as empty circles and remaining nodes as black ones. The question of interest is what is the critical value  $p_c$  of the fraction of remaining nodes at which an infinite cluster of connected nodes emerges. One way to answer it is to try to look at the lattice from a distance. When we are sufficiently far away, we cannot distinguish separate nodes but only blocks of three nodes. These blocks are shown as grey triangles. If the block has three or two black nodes then the whole block will appear to us black. If it has one or zero black nodes it will appear to us white. Figure 1 (b) shows what becomes with lattice shown in Figure 1 (a) after the just described block transformation.

The renormalized value  $p'$  of the fraction of remaining nodes is given by the following equation

$$p' = p^3 + 3p^2(1-p)$$

Here the first term is the probability that all of the three nodes in the block are black and the second term is the probability that there are exactly two black nodes in the block. The above equation has three fixed points, for which  $p' = p$ . They are 0,  $1/2$ , and 1. It is easy to see that if  $p$  is close to 0, then  $p'$  will be even closer to 0. Similarly, if  $p$  is close to 1, then  $p'$  will be even closer to 1. In other words, these fixed points are stable. In contrast, the fixed point  $p = 1/2$  is unstable. When  $p$  is away from  $1/2$ , then  $p'$  is even further. We can in turn apply the block transformation to the renormalized lattice and do it again and again. The flow diagram in Figure 2 illustrates the evolution of  $p$  under the renormalization group transformation. When we start with  $p > 1/2$ , after repeated RG transformations we will get to the fixed point  $p = 1$ , which corresponds to a fully occupied lattice and indicates that there is an infinite connected cluster.

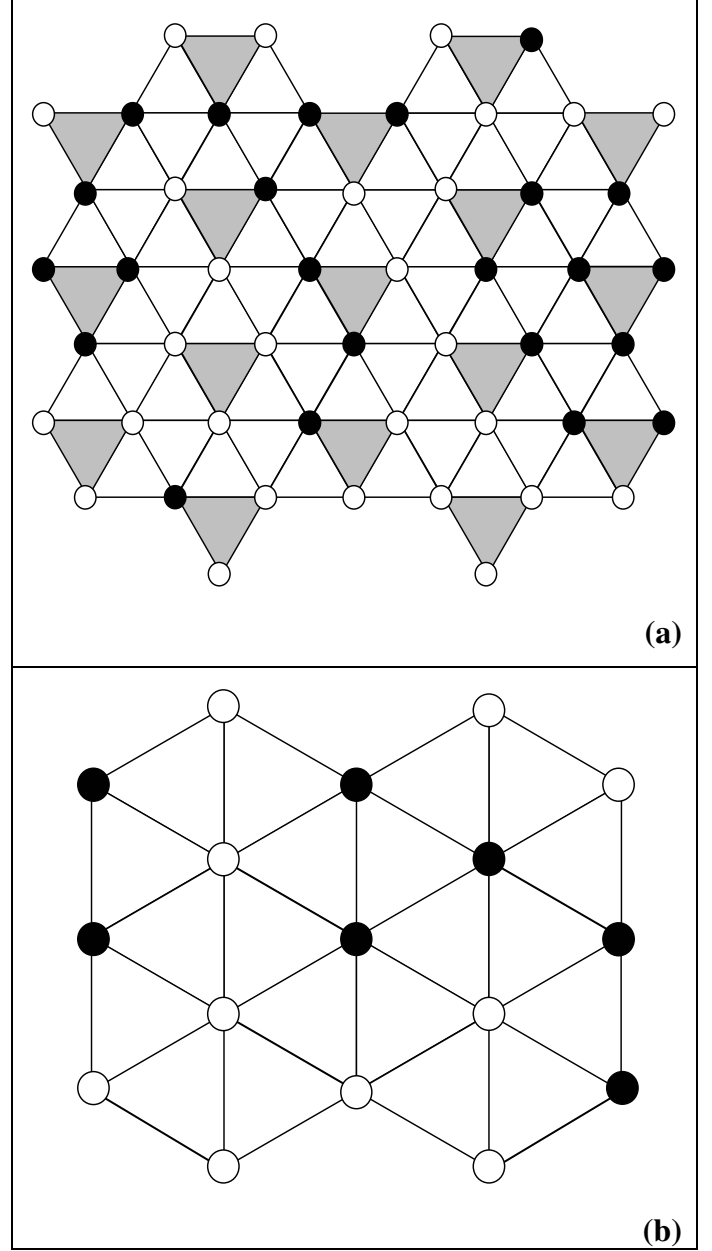
If we start with  $p < 1/2$ , after repeated RG transformations we will get to the fixed point  $p = 0$ , which corresponds to an empty lattice. Thus  $p_c = 1/2$  is the critical point, which separates these two regimes.

Apart from the value of  $p_c$  an important parameter is the size  $\xi$  of maximal connected cluster for  $p < p_c$ . When  $p$  is close to  $p_c = 1/2$ , the renormalization equation can be expanded as

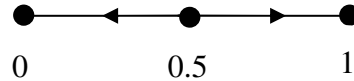
$$p' - p_c = 3/2(p - p_c).$$

After  $n$  such transformations we get

$$p^{(n)} - p^* = (3/2)^n(p - p^*)$$



**Figure 1.** Renormalization Group transformation for a triangular lattice.



**Figure 2** Renormalization group flows for percolation on the triangular lattice.



The length is reduced by the factor of  $\sqrt{3}$  with each RG transformation. Thus  $\xi^{(n)} = (1/\sqrt{3})^n \xi$ . From this follows:

$$\xi(p) \sim (p - p_c)^{-\ln(\sqrt{3})/\ln(3/2)}$$

This pedagogical example of RG was first published by Reynolds, Klein and Stanley [45] and rediscovered by Thouless [46] and by Stinchcombe [47]. However, in his later work [48] Stinchcombe cited both of his predecessors. This is where we learned of them from.

## 12. Bradford's law

Bradford Law states that the distribution of scientific journals by the number of articles, they contain, follows a power law. In 1970 Nararan [26] considered the model where both the number of journals and the size of each journal increase exponentially with time. He obtained an equation identical to Eq. (2.3) with  $g$  and  $s$  being growth rates of the number of journals and number of articles in a journal respectively. This very mechanism was rediscovered in 1999 by Huberman and Adamic [28] in the context of distribution of websites by the number of webpages they contain. Both aforementioned reinventions ([26], [27]) appeared in the same journal (*Nature*), where the original paper by Willis and Yule [1] was published.

In his first paper on this topic [26] Nararan mentioned the 1949 paper by Fermi [24] as the source of the idea. Later he found [27] that the original idea was older and that it was several times re-invented. He gave a list of related papers, which helped us in our work on this article.

## 13. Monkey-typed text

In 1957 Miller [29] had explained Zipf's law in word frequencies as follows. A monkey, sitting at a typewriter, is randomly hitting its keys. The resulting discourse is a random sequence of independent symbols: the letters and the space that mark the boundaries between words. There are  $M$

letters. The probabilities of all letters and of space are equal  $1/(M+1)$ . If a word contains  $m$  letters, the probability that the monkey will print it is  $M^m/(M+1)^{m+1}$ . The number of  $m$ -letter words is  $M^m$ . Now  $m$  plays again the role of  $t$  in Yule's problem. Thus, we get a power law distribution with the exponent

$$\gamma = 1 + \frac{\ln(M/(M+1))}{\ln(M)} = 2 - \frac{\ln(M+1)}{\ln(M)}.$$

This explanation was rediscovered in 1992 by Li [30]. By the way, Li credited Miller for the idea, citing his Introduction to the book by Zipf [10], where Miller wrote that typing monkeys will produce Zipf's law, but did not give a mathematical proof. Apparently, Li decided that Miller never produced that proof.

A more interesting thing is that Miller's explanation of Zipf's law was a re-invention of the explanation proposed by Mandelbrot back in 1953 [31]. Mandelbrot derived Zipf's law from optimization criteria. He considered a word-by-word coding of a text using  $q$  elementary symbols, one of which is used as a separator between words. He asked a question what distribution of word frequencies will lead to maximum Shannon information per symbol of encoded text. After some algebra he found that this distribution should be Zipfian. Now note that maximum Shannon entropy is achieved when the sequence of symbols is completely random. We see that Miller just solved the Mandelbrot's problem by another method (a simpler one). Mandelbrot understood that these two explanations of Zipf's Law are identical (see [32]), but some authors, who wrote on the issue lately, don't. For example, Mitzenmacher [67] writes "A potentially serious objection to Mandelbrot's argument was developed by the psychologist Miller who demonstrated that the power law behavior of word frequency arises even without an underlying optimization problem."

## 14. Psychophysical law

Perceived intensity of physical stimulus varies with their physical intensity as a power law [33]. For

example, for brightness the exponent is about 1/3. That is if we increase the luminous power of the light source 8 times it will appear only two times brighter. This behavior is puzzling since frequency of nerve impulses from sensory receptors is proportional to logarithm of the intensity of stimulations. In 1963 MacKay [34] proposed the matched response model, which can resolve apparent paradox. In his model perception is adaptive response to stimulation. Perceived intensity of a stimulus reflects not the frequency of impulses from receptor organ, but the magnitude of internal activity evoked to match or counterbalance that frequency. MacKay proposed that frequency of matching impulses is logarithmically related to the magnitude of internal activity. In such case both perceived intensity and physical intensity depend exponentially on the frequency of nerve impulses and we get a power law relation between them, similarly to how we get it in Yule's model.

## 15. The Science of Networks

In 1999 in order to explain the power-law distribution of connectivity in the World Wide Web [35] and other networks Barabasi and Albert [16] proposed the Preferential Attachment model. Starting with a small number of nodes, at every time step we add a new node and link it to one of the nodes already present in the system. When choosing the nodes to which the new node connects, we assume that the probability  $p_i$  that a new node will be connected to node  $i$  is proportional to the number of nodes already linking to it (its degree)  $k_i$ . After  $t$  time steps there are  $t$  nodes in the network. The average degree is equal to 2 (we add one link with every node, but each link connects 2 nodes).

Therefore:  $p_i = \frac{k_i}{2t}$ . If we assume that  $t$  can be

treated as a continuous variable, the expectation number for the degree of any given node obeys the

following evolution equation:  $\frac{d\langle k_i \rangle}{dt} = p_i(t) = \frac{\langle k_i \rangle}{2t}$ .

The solution of this equation, with the initial condition that the node,  $i$ , at the time of its

introduction,  $t_i$ , has  $k_i(t_i) = 1$ , is  $\langle k_i \rangle = \left( \frac{t}{t_i} \right)^{1/2}$ .

Assuming that chance can be ignored and that the above equation is the exact functional relation between  $k_i$  and  $t_i$  we can easily compute the degree distribution. The nodes introduction times are uniformly distributed between 0 and  $t$ , therefore:

$p(t_i) = \frac{1}{t}$ . For the degree distribution we have:

$$p(k_i) = p(t_i) \frac{dt_i}{dk_i} = \frac{1}{t} 2 \frac{(t_i)^{3/2}}{t^{1/2}} = \frac{2}{(k_i)^3}.$$

In this derivation we assumed that the network grows at constant speed. In reality many networks (like WWW) grow exponentially with time. Thus  $t$  (which is also the total number of nodes) can be expressed through real time,  $\tau$ , as  $t = e^\tau$ . Substituting this into the evolution equation we get

$$\frac{d\langle k_i \rangle}{de^\tau} = \frac{\langle k_i \rangle}{2e^\tau} \quad \text{or} \quad \frac{d\langle k_i \rangle}{d\tau} = \frac{\langle k_i \rangle}{2}, \quad \text{which has the}$$

solution  $\langle k_i \rangle = e^{\tau/2}$ . We recognize here the modified Yule's model with node being a genus, degree – number of species in a genus, and the mutation rates:  $g = s = 1/2$ . The Barabasi-Albert model is thus identical to Yule's model and their solution differs from Yule's solution by mere variable substitution.

As Yule's model is identical to Simon, the Preferential Attachment should be to. Indeed, with the substitution *node* = *distinct word* and *degree* = *number of occurrences* Barabasi-Albert model reduces to Simon's model with  $\alpha=1/2$ . This was pointed out in [36].

## 16. Genetic model of Moran

A model of the evolution of a gene pool can be formulated by replacing “surname” with “gene” in Galton-Watson model. Unfortunately, this model is not exactly soluble. However, a modification of the model, suggested in 1962 by Moran [43] and further studied by Karlin and McGregor [44], is exactly

soluble. In this model genes die *one by one* at random and are replaced with new genes.

The exact model we consider is as follows. There is a gene pool of fixed but large size. At each step one selected at random gene dies. We select from the pool a random gene and add to the pool a gene of the same type. With the probability  $\alpha$  the added gene can mutate.

Moran's model can be reformulated in verbal terms. Consider a string of words of large but fixed length  $N$ . At each step we delete one randomly selected word and add one word according to the rules of Simon's model. (With probability  $\alpha$  it is a new word. With probability  $1-\alpha$  it is one of the old words. The probability that it is a particular old word is proportional to the number of its previous occurrences.)

Equilibrium word frequencies should satisfy the following equations (here  $N_K$  denotes the number of words that appeared  $K$  times):

$$-\frac{N_1}{N} + \frac{2N_2}{N} - (1-\alpha) \times \frac{N_1}{N} + \alpha = 0 \quad (16.1)$$

$$\begin{aligned} & -\frac{K \times N_K}{N} + \frac{(K+1) \times N_{K+1}}{N} - \\ & (1-\alpha) \times \frac{K \times N_K}{N} + \quad (K > 1) \quad (16.2) \\ & (1-\alpha) \times \frac{(K-1) \times N_{K-1}}{N} = 0 \end{aligned}$$

To find  $N_1$  note that the rate of creation of new words is  $\alpha$ . At the same time the rate of loss of distinct words is  $\frac{N_1}{N}$ : clearly, a word gets extinct when a word which occurs only once is selected for deletion. It follows that  $\frac{N_1}{N} = \alpha$ . Substituting this in

Eq.(16.1), we get  $\frac{N_2}{N} = \frac{\alpha(1-\alpha)}{2}$ , and,

similarly,  $\frac{N_3}{N} = \frac{\alpha(1-\alpha)^2}{3}$ . In general, it can be verified by induction that

$$\frac{N_K}{N} = \frac{\alpha(1-\alpha)^{K-1}}{K}. \quad (16.3)$$

The probability that the word occurs  $K$  times is equal to

$$P_K = N_K / D, \quad (16.4)$$

where  $D$  is the number of distinct words in the string. The latter can be computed as

$$D = \sum_{K=1}^{\infty} N_K \quad (16.5)$$

After substituting Eq.(16.3) in Eq.(16.5), and the result into Eq.(16.4) we get:

$$P_K = \frac{(1-\alpha)^K}{\ln(1/\alpha)K}. \quad (16.6)$$

The word frequency distribution follows a hyperbolic law with an exponential cut-off.

A small modification of Moran's model makes it very similar to Simon's model. The rules of word addition remain the same. The rule of deletion will be as follows. The deletion happens with probability  $\alpha$ . We select a random *distinct* word (the probability is equal for all distinct words in the sequence and does not depend on the number of occurrence of the word). Then we delete all occurrences of this word from the sequence. With these new rules the equilibrium equations (16.1), (16.2) will change only slightly. Third and fourth terms will not change, as the rules of addition didn't change. Second term will disappear, because if a word is deleted than all its occurrences are deleted, it does not just move from  $N_K$  to  $N_{K-1}$  category, like it was in previous

model. The first term will become  $-\alpha \frac{N_K}{D}$ , where  $D$

is the number of distinct words in the sequence. To compute  $D$  note that the average number of occurrences of a word is  $N/D$ . In equilibrium the rate of addition must be equal to the rate of deletion.

Therefore  $\alpha N/D=1$ , or  $D=\alpha N$ . The first term becomes  $\frac{N_K}{N}$ , and Eqs.(16.1,2) transform into:

$$\begin{aligned} -\frac{N_1}{N} - (1-\alpha) \times \frac{N_1}{N} + \alpha &= 0, \\ -\frac{N_K}{N} + (1-\alpha) \times \frac{(K-1) \times N_{K-1}}{N} - \\ (1-\alpha) \times \frac{K \times N_K}{N} &= 0 \end{aligned} \quad (K > 1) \quad (16.7)$$

The above equations are identical to Eq. (5.2) and therefore have the same solution, Eq.(5.5). Although the above model has the same solution as standard Simon's model, it is not identical to it. In the latter words are added but not deleted and the number of words in the sequence is growing. In the above model words are both added and deleted and the number of words in the sequence is constant. This model was formulated and solved by Simon in [11].

## 17. Cumulative advantage and Bose-Einstein statistics

In Simon's model the probability that a new word is a word that has already appeared exactly  $N$  times is proportional to  $N$ . This resembles the transition rules for particles obeying Bose-Einstein statistics. For such particles the probability to move to certain quantum level is proportional to the number of particles already sitting on that level. This was first pointed out in 1974 by Hill [21] and further discussed by Ijiri and Simon (see the Chapter "Some distributions associated with Bose-Einstein statistics" in Ref. [22]). This link was rediscovered in 2001 by Bianconi and Barabasi [23].

## 18. Branching process. Bienaymé, Cournot, Galton, Watson.

Textbooks (Harris [38], Athreya and Nay [79]) say that the branching process was discovered by Galton and Watson in 1870<sup>th</sup>. Therefore, it is often called the Galton-Watson process. However, Bru,

Jongmans, and Seneta [54] reported that a mathematical solution of a branching process model appears in the 1847 book by Cournot [55]. He considered a gambler who pays an *écue* for a ticket which can win 0, 1, ...  $n$  *écues* with the probabilities  $p(0), p(1), \dots, p(n)$ . The gambler at the beginning of the game has one *écue*. He buys a ticket and in the second round uses all money (if any) that he won in the first round to buy new tickets. The game continues so that all the money, won in the preceding round, are used to buy tickets in the next round. Cournot asks the question: what is the probability that the gambler will eventually go bankrupt. Let us denote as  $p_b^k$  the probability that he is bankrupt by the  $k$ th round. Then the probability that he will be bankrupt after  $k+1$  rounds is equal to:

$$p_b^{k+1} = \sum_{n=0}^{\infty} p(n) (p_b^k)^n \quad (18.1)$$

The probability that he eventually goes bankrupt,  $p_b$ , is given by the obvious self-consistency equation

$$p_b = \sum_{n=0}^{\infty} p(n) (p_b)^n \quad (18.2)$$

Cournot explicitly solved the  $n = 2$  case. In this case, the self-consistency equation becomes:

$$p(2)(p_b)^2 - (p(0) + p(2))p_b + p(0) = 0 \quad (18.3)$$

Here we used the condition:

$$p(0) + p(1) + p(2) = 1 \quad (18.4)$$

There are two solutions to Eq. (18.3):

$$p_b' = 1 ; p_b'' = \frac{p(0)}{p(2)} \quad (18.5)$$

When  $p(2) < p(0)$ ,  $p_b'' > 1$  and the only relevant root is  $p_b' = 1$ . When  $p(2) = p(0)$ , the two roots coincide.

It is also obvious that when  $p(0)=0$  the relevant root is  $p_b''=0$ . As  $p_b$  should be a continuous function of  $p(0)$  the only possibility is that for  $p(2)>p(0)$  the relevant root is  $p_b''$ . The critical condition  $p(2)=p(0)$  can be rewritten using Eq. (18.4) as

$$p(1)+2p(2)=1 \quad (18.6)$$

which means that the expectation value of the win is equal to the price of the ticket.

In a footnote, Cournot mentions that the gambler problem he solved is similar to the family problem of Bienaymé. In 1845 Bienaymé (the discovery of his research note was reported in [53] and the note itself was reprinted in [73]) had first considered the following problem. In each generation,  $p(0)$  percent of the adult males have no sons,  $p(1)$  have one son and so on. What is the probability that the family (or the family name) gets extinct? He wrote that there are two different regimes: one when the probability of extinction is unity and another when it is less than unity. The point where the average number of sons equals unity separates the two regimes. He did not supply any mathematical proof, however, and only wrote that the mathematical solution will be published later. Heyde and Seneta [53] believe that it indeed followed and that Cournot had read it.

In 1873 Francis Galton, who was upset by extinction of many prominent British families, published in the newspaper *Educational Times* the problem identical to that of Bienaymé. Watson proposed a solution to the problem and together with Galton in 1875 they published their paper [37]. Watson invented the method of generating functions, which he defined as:

$$f(z) = \sum_{n=0}^{\infty} p(n)z^n. \quad (18.7)$$

These functions have many useful properties, including that the generating function for the number of grandsons is  $f_2(z) = f(f(z))$ . To prove this, notice that if we start with two individuals instead of one, and both of them have offspring probabilities described by  $f(z)$ , their combined offspring has generating function  $(f(z))^2$ . This can be verified by observing that the  $n$ th term in the

expansion of  $(f(z))^2$  is equal to  $\sum_{m=0}^n p(n-m)p(m)$ ,

which is indeed the probability that the combined offspring of two people is  $n$ . Similarly one can show that the generating function of combined offspring of  $n$  people is  $(f(z))^n$ . The generating function for the number of grandsons is thus:

$$f_2(z) = \sum_{n=0}^{\infty} p(n)(f(z))^n = f(f(z)).$$

In a similar way one can show that the generating function for the number of grand-grandsons is  $f_3(z) = f(f_2(z))$  and in general:

$$f_k(z) = f(f_{k-1}(z)). \quad (18.8)$$

The probability of extinction (which is equivalent to bankruptcy probability in the gambler problem),  $p_{ext}$ , can be computed using the self-consistency equation:

$$p_{ext} = \sum_{n=0}^{\infty} p(n)p_{ext}^n = f(p_{ext}). \quad (18.9)$$

The above equation has the obvious solution  $p_{ext} = 1$ . Watson [37] had found it and concluded that all families extinct.

In 1930 Steffensen [51] correctly solved the problem. He found that the fate of families depends on the average number of sons

$$\lambda = \sum np(n) = [f'(z)]_{z=1}.$$

When  $\lambda < 1$ , Eq. (18.9) has only one solution,  $p_{ext} = 1$ , that is all families eventually extinct (this is called subcritical branching process). When  $\lambda > 1$ , there is a solution where  $p_{ext} < 1$ , and only some of the families get extinct, while others continue to exist forever (this is called supercritical branching process). The intermediate case,  $\lambda = 1$ , is critical branching process, where all families extinct, just like in a subcritical process, though some of them only after very long time.

Branching process is similar to Yule's process. If we apply Yule's model to find distribution of species by number of individuals then "specie" will be replaced with "individual" and "genus" with "specie". Specific mutation will correspond to a birth without mutation and generic mutation to specific mutation. These are only verbal changes, which do not affect math. Now remember that, unlike species, all individuals are mortal. We will have to adjust Yule's model for that, and this will transform it into Galton-Watson model.

The scientists will appreciate the following illustration of the connection between Yule-Simon and Galton-Watson processes. A model where scientist writing a manuscript picks up few random papers cites them, and copies a fraction of their references leads to Yule-Simon process. A modification of that model where scientist writing a manuscript picks up few random *recent* papers cites them, and copies a fraction of their references leads to Galton-Watson process. The only difference between the two models is the word *recent*. See the Mathematical theory of citing [40] for details.

## 19. Fisher's re-invention of the branching process

In 1922 British biologist, Ronald A. Fisher, studied the problem of the probability of survival of a mutant gene [56]. The problem is mathematically identical to that of Bienaymé and Galton. One just

needs to replace "family name" with "gene" and the number of sons in future generation with the number of genes. Fisher re-invented the generation functions method and the recursion relation (18.8). He then used it to compute numerically the survival probabilities after specific number of generations. Later in 1929 Fisher published the book [74] where he again described the results of his 1922 article [56]. Interestingly, he cited Galton in that book, but not the Galton-Watson process. However, the other Galton's work, "Hereditary Genius," which Fisher cited also concerned family extinction. However, that time Galton explained it not by an ordinary law of chances but by an introduction of an heiress into the family. His reasoning was that peers were likely to marry heiresses to supplement their dignity with monetary income. At the same time an heiress who was the only child in the family is likely herself to be less fertile than a woman who has many brothers and sisters.

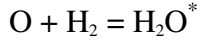
## 20. Erlang's re-invention of the branching process

In 1929 Danish mathematician Erlang, who was upset by the extinction of a prominent Danish family, published in the mathematical journal *Matematisk Tidsskrift* a problem identical to that published by Galton 56 years earlier (see [49], [50]). Steffensen published the solution [51] in the same journal the next year. Christensen also solved the problem, but his solution was received few weeks after Steffensen's and for that reason not published at the time. It was only published in 1976 [52]. Unlike Watson, Steffensen correctly formulated the criticality condition and understood that for the supercritical process the extinction probability is less than 1. He is normally credited with being the first to solve the problem correctly (see the textbook by Harris [38]). However, as we have seen Cournot or Bienaymé [55] obtained the correct solution long before even Watson.

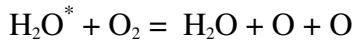
## 21. Chemical chain reactions

In 1935, Semenov developed a theory of branching chains in chemical reactions. Let us illustrate it on

the example of burning hydrogen. Consider a mixture of oxygen and hydrogen gases. When two molecules  $O_2$  and  $H_2$  collide, the reaction does not happen unless the temperature, and, correspondingly, kinetic energies of the molecules, is very high. This is because to dissociate an oxygen molecule one needs to overcome an energy barrier. However if we have a free oxygen atom then the following exothermic reaction will always proceed:



The energy released in the above reaction becomes vibrational energy of the water molecule. We denote by \* that the molecule has excess energy. This energy by the way of collisions can be redistributed over many molecules, causing mere heating. Alternatively, the excited water molecule can dissociate an oxygen molecule:



If the latter reaction happens, then instead of one oxygen atom we got two. If the probability of the latter reaction is more than one half, then we have a supercritical branching process. This probability depends on temperature, density and relative concentration of the gases. Thus, one can change it by changing those parameters. The supercritical chemical chain reaction is commonly known as “explosion.”

Semenoff did not refer to any prior work on branching processes in his book. He understood the difference between subcritical and supercritical branching processes, but mathematically did not go any further than that.

## 22. Nuclear chain reactions

Nuclei of uranium can spontaneously fission, i.e. split into several smaller fragments. During this process two or three neutrons are emitted. These neutrons can induce further fissions if they hit other uranium nucleuses. As the size of a nucleus is very small, neutrons have good chance of escaping the mass of uranium without hitting a nucleus. This

chance decreases when the mass is increased, as the probability of hitting a nucleus is proportional to the linear distance a neutron has to travel through uranium to escape. The fraction of neutrons that escape without producing further fissions is analogous to the fraction of the adult males who have no sons in Galton-Watson model. The neutrons produced in a fission induced by a particular neutron are analogous to sons. Critical branching process corresponds to a critical mass. A nuclear explosion is a supercritical branching process. It is not surprising that branching process was re-invented in this context. Hawkins and Ulam [57] did this in 1944. They re-invented the whole generating function method. They went a bit further than their predecessors, however. They studied the probability distribution,  $P(n)$ , of total offspring, which is the sum of the numbers of sons, grandsons, grand-grandsons and so on (to be precise we include self in this sum just for mathematical convenience). They defined the corresponding generating function:

$$g(z) = \sum_{n=1}^{\infty} P(n) z^n. \quad (22.1)$$

Using an obvious self-consistency condition (similar to the one in Eq.(18.9)) we get:

$$zf(g) = g \quad (22.2)$$

Otter [75] solved the above equation using Lagrange expansion (see Eq.(A3)) and got:

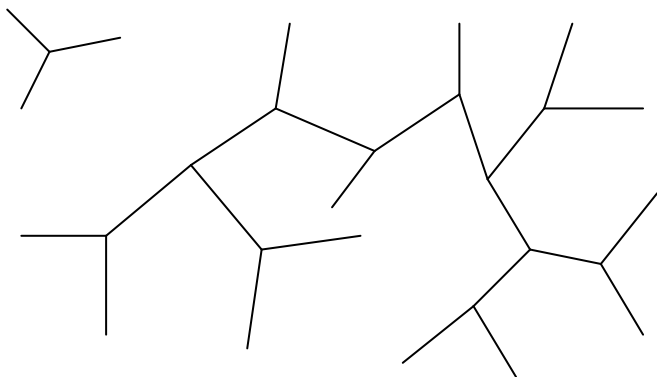
$$g = \sum_{n=1}^{\infty} \frac{z^n}{n!} \left[ \frac{d^{n-1}}{d\omega^{n-1}} (f(\omega))^n \right]_{\omega=0}. \quad (22.3)$$

By comparing Eq.(22.1) and Eq.(22.3) we get:

$$P(n) = \frac{1}{n!} \left[ \frac{d^{n-1}}{d\omega^{n-1}} (f(\omega))^n \right]_{\omega=0}. \quad (22.4)$$

### 23. Molecular size distribution in three-dimensional polymers

In 1941, branching process was re-invented by Flory who studied the formation of polymers. He considered what he called trifunctional units, schematically shown in upper left corner of Figure 3. Each such monomer unit consists of a node with three functional units attached to it. Each of three functional units can form a chemical bond with any functional unit of another trifunctional unit. This way the polymer molecules, like the one shown in Figure 3, are build. The problem, which Flory considered, was following. Suppose the fraction of functional units, which had reacted (connected with other functional units), is  $\alpha$ . What is the distribution of molecules by weight? We shall reproduce the solution as given by Flory's (apart from correcting his errors).



**Figure 3.** In the upper left corner we show a trifunctional monomer. The rest of the picture shows a three-dimensional polymer molecule formed by such monomers.

Let us select a monomer at random. What is the probability that it is a part of an  $n$ -monomer molecule? Let us select one of its three functional units at random. At the outer end of this unit, there may be another monomer connected to it, or there may be none. However, at the inner end there is always a branch of two functional units belonging to the same monomer. We first compute the probability distribution of the weight of the part of

the molecule hanging on those two branches. It is easy to do under the approximation that there are no intermolecular reactions. That is two functional units of a two monomers already belonging to one polymer molecule cannot react and form a bond with each other. In graphical representation of the molecule, this condition corresponds to allowing no loops. The following recursion relation gives the probability  $\bar{W}_n$  that that part of a molecule consists of  $n$  monomers:

$$\bar{W}_n = \alpha^2 \sum_{k=0}^{n-1} \bar{W}_{n-k-1} \bar{W}_k \quad (23.1)$$

where we for convenience defined  $\bar{W}_0 = \frac{1-\alpha}{\alpha}$ .

Flory could not solve the recursion and William C. Taylor whom he acknowledges in footnote 7 did it for him.

The solution, of course, uses a generating function

$$g(z) = \sum_{n=0}^{\infty} \bar{W}_n z^n. \quad (23.2)$$

One can see that

$$(g(z))^2 = \sum_{k=0}^{\infty} \sum_{l=0}^{\infty} \bar{W}_k z^k \bar{W}_l z^l = \sum_{n=0}^{\infty} z^n \sum_{k=0}^n \bar{W}_k \bar{W}_{n-k}$$

Substituting into the above equation Eq.(23.1) we get

$$(g(z))^2 = \frac{1}{\alpha^2} \sum_{n=0}^{\infty} \bar{W}_{n+1} z^n = \frac{1}{\alpha^2 z} (g(z) - \bar{W}_0)$$

which is a quadratic equation for  $g(z)$ . The solution of it is

$$g(z) = \frac{1}{2\alpha^2 z} \left( 1 - \sqrt{1 - 4\alpha(1-\alpha)z} \right) \quad (23.3)$$

We eliminated the alternative plus sign because it gives negative probabilities. After applying



binomial expansion to the square root and using the definition of the generating function in Eq.(23.2) we get

$$\bar{W}_n = \frac{1}{\alpha^2} \frac{(\alpha(1-\alpha))^{n+1} (2n)!}{n!(n+1)!} \quad (23.4)$$

Remember that  $\bar{W}_n$  is the probability that the part of the molecule consisting of a randomly selected trifunctional unit and everything connected to its two functional consists of  $n$  monomers. There is also a third functional unit. With probability  $1-\alpha$  nothing is connected to that unit. With probability  $\alpha$  another trifunctional monomer is connected to it. The probability that that other monomer and everything attached to its other two functional units comprise together  $k$  monomers is equal to  $\bar{W}_k$ . The probability  $W_n$  that the total number of monomers in a molecule, of which a randomly selected monomer is a part, equals  $n$  is:

$$W_n = (1-\alpha)\bar{W}_n + \alpha \sum_{k=1}^{n-1} \bar{W}_{n-k} \bar{W}_k$$

This after some transformations can be reduced to

$$W_n = \frac{1}{\alpha} (\bar{W}_{n+1} - \alpha(1-\alpha)\bar{W}_n).$$

After substituting into the above Eq. (23.4) we get

$$W_n = \frac{3\alpha^{n-1}(1-\alpha)^{n+2}(2n)!}{(n-1)!(n+2)!} \quad (23.5)$$

When  $n$  is large we can use Stirling formula for the factorials and get

$$W_n \simeq \frac{(1-\alpha)^2}{\sqrt{\pi\alpha}} \frac{(4\alpha(1-\alpha))^n}{n^{3/2}}$$

This is a pure power law when  $\alpha = 1/2$  and a power law with an exponential cutoff for all other values of  $\alpha$ .

$W_n$  is the probability that randomly selected monomer belongs to molecule consisting of  $n$ -monomers. It can also be interpreted as the weight fraction of the  $n$ -mers in the solution. The number of  $n$ -mers in the solution is therefore:

$$m_n = NW_n/n, \quad (23.6)$$

where  $N$  is the total number of monomers in the system.

Let us compute the sum of the masses of all polymer molecules of finite sizes. It is equal to

$$\begin{aligned} \sum_{n=1}^{\infty} W_n &= \frac{1}{\alpha} \left( \sum_{n=1}^{\infty} \bar{W}_{n+1} - \alpha(1-\alpha) \sum_{n=1}^{\infty} \bar{W}_n \right) = \\ &= \frac{1}{\alpha} \left( \sum_{n=0}^{\infty} \bar{W}_n - \bar{W}_1 - \bar{W}_0 - \alpha(1-\alpha) \left( \sum_{n=0}^{\infty} \bar{W}_n - \bar{W}_0 \right) \right) \end{aligned}$$

After observing that  $\sum_{n=0}^{\infty} \bar{W}_n = g(1)$  and doing some algebra we get

$$\sum_{n=1}^{\infty} W_n = \begin{cases} 1 & \text{when } \alpha \leq 1/2 \\ ((1-\alpha)/\alpha)^3 & \text{when } \alpha > 1/2 \end{cases}$$

Therefore, when  $\alpha$  exceeds the critical value  $\alpha_c = 1/2$  some mass appears to be lost. It is because of the formation of one giant molecule, which absorbed a finite fraction of all monomers in the system. This is a phase transition called gelation.

This derivation can be formulated in terms of Galton-Watson model. The only complication is that the first selected at random monomers can have up to three sons and all of his descendants only up to two. The size of the molecule corresponds to combined offspring. The sum of the masses of finite molecules corresponds to the probability of family extinction. To illustrate this we will redo the

calculation for a general case of a polymer formed of  $q$ -functional monomers. As one of the functional units connects the monomer to its father, we should study the branching process with up to  $q-1$  sons, each of which can be born with the probability  $\alpha$ . The generating function for the offspring probability is

$$f(z) = \sum_{k=0}^{q-1} \binom{q-1}{k} (1-\alpha)^{q-1-k} \alpha^k z^k \quad (23.7)$$

$$= (1-\alpha + \alpha \times z)^{q-1}$$

The generating function for the combined offspring satisfies the self-consistency relation of Eq.(22.2). Substituting in it Eq.(23.7) we get:

$$zg(z) = (1-\alpha + \alpha \times g(z))^{q-1}. \quad (23.8)$$

Now let us find the total offspring of a randomly selected monomer. This one does not have a father and, thus, can have up to  $q$  sons. The generating function for its combined offspring is

$$\phi(z) = z(1-\alpha + \alpha \times g(z))^q$$

Using Eq. (23.8) we can rewrite this as:

$$\phi(z) = g(z)(1-\alpha + \alpha \times g(z)) \quad (23.9)$$

Substituting Eqs (23.8) and (23.9) into Eq. (A2) we get the following equation for the combined offspring probabilities (or, equivalently, of the weight fraction of  $n$ -mers):

$$W_n = \frac{1}{2\pi \times i} \oint dg \frac{(1-\alpha + \alpha \times g)^{n(q-1)}}{ng^n} ((1-\alpha) + 2\alpha \times g) =$$

$$\left( \binom{n(q-1)}{n-1} + 2 \binom{n(q-1)}{n-2} \right) \frac{(1-\alpha)^{n(q-2)+2} \alpha^{n-1}}{n}$$

The above equation can be reduced to

$$W_n = \frac{q(1-\alpha)^2}{\alpha} \frac{(\alpha(1-\alpha)^{q-2})^n (qn-n)!}{(n-1)!(qn-2n+2)!} \quad (23.10)$$

This formula was first derived by Stockmayer [60], who used different method. In the case  $q=3$  Eq.(23.10) reduces to Eq.(23.5).

By applying Stirling formula to Eq.(23.10) we get:

$$W_n \approx \frac{(1-\alpha)^2}{\sqrt{2\pi\alpha}} \sqrt{\frac{q-1}{(q-2)^5}} \times \frac{x^n}{n^{3/2}}.$$

Here

$$x = \alpha(1-\alpha)^{q-2} \frac{(q-1)^{q-1}}{(q-2)^{q-2}}$$

One can show that  $x(\alpha)$  reaches maximum when

$$\alpha = \frac{1}{q-1} \equiv \alpha_c$$

and that  $x(\alpha_c) = 1$ . Thus, when  $\alpha = \alpha_c$ ,  $W_n$  decays as a power law and when  $\alpha \neq \alpha_c$ ,  $W_n$  decays exponentially with  $n$ .

The weight fraction of finite molecules we can find using extinction probability. For the case of the branching process with up to  $q-1$  sons, each of which can be born with the probability  $\alpha$ , the extinction probability satisfies the following self-consistency equation:

$$\bar{p}_{ext} = (1-\alpha + \alpha \times \bar{p}_{ext})^{q-1}. \quad (23.11)$$

The probability of extinction of the family of a randomly selected monomer, which does not have a father and, thus, can have up to  $q$  sons is:

$$p_{ext} = (1-\alpha + \alpha \times \bar{p}_{ext})^q$$

Using Eq.(23.11) it can be rewritten as

$$p_{ext} = \bar{p}_{ext} (1 - \alpha + \alpha \times \bar{p}_{ext})$$

Equation (23.11) can be easily solved for  $q \leq 3$  but becomes complicated for bigger  $q$ . It is, however, easy to find its asymptotic for the case  $\alpha - \alpha_c \ll 1$ . We get

$$p_{ext} \approx 1 - \frac{2(1 + \alpha_c)}{\alpha_c^2(q - 2)}(\alpha - \alpha_c)$$

The mass fraction of the giant molecule is thus

$$W_g = 1 - p_{ext} \approx \frac{2(1 + \alpha_c)}{\alpha_c^2(q - 2)}(\alpha - \alpha_c).$$

## 24. Erdos-Renyi random graph

In their 1960 paper, Erdos and Renyi [62] considered  $N$  vertices connected by  $M$  random edges, such that any of  $\binom{N}{2}$  possible edges was selected with equal probability. They were interested in properties of such graph in the limit  $N, M \rightarrow \infty$ . One question to ask about such graph is what is the degree distribution, or probability that a given vertex has  $k$  edges. As each edge connects two vertices, the probability that a given edge connected to a given vertex is  $2/N$ . As there is total of  $M$  edges then the average degree is  $\lambda = 2M/N$ . We have a large number of attempts to connect an edge to a given vertex and in each attempt the probability to connect is small. This satisfies the requirements of the Poisson process and thus we should get a Poisson degree distribution:

$$p(k) = \frac{\lambda^k}{k!} e^{-\lambda}.$$

Another thing they were interested in is the size distribution of the connected components. There are  $\binom{N}{n}$  ways to select  $n$  vertices out of  $N$  total. And,

according to Cayley's formula there are  $n^{n-2}$  different trees which can be formed of  $n$  vertices. The probability that a particular isolated tree will be realized is equal to the product of the probability of realization of  $n-1$  of its edges and probability that  $n$  of its vertices are not connected to

outside vertices. The first is equal to  $\left(M / \binom{N}{2}\right)^{n-1}$ .

And the second to  $\left(\left(1 - M / \binom{N}{2}\right)^{N-n}\right)^n$ . Thus, the

expectation of the number of connected clusters of size  $n$  is equal to

$$m_n = \binom{N}{n} \times n^{n-2} \times \left(M / \binom{N}{2}\right)^{n-1} \times \left(\left(1 - M / \binom{N}{2}\right)^{N-n}\right)^n$$

By taking the limit  $N \rightarrow \infty$ , keeping  $M = N\lambda/2$ , and using the definition of the exponent we get:

$$m_n = N \frac{n^{n-2} \lambda^{n-1}}{n!} e^{-\lambda n}. \quad (24.1)$$

This formula can be easily obtained using theory of branching processes. We select a vertex at random and calculate the probability  $W_n$  that it belongs to a connected cluster of size  $n$ . As the offspring probability distribution is Poisson, the generating function is

$$f(z) = e^{(z-1)\lambda}$$

After substituting this into Eq. (22.4) we get

$$W_n = \frac{1}{n!} \frac{d^{n-1}}{dg^{n-1}} e^{n(g-1)\lambda} \Big|_{g=0} = \frac{(n\lambda)^{n-1}}{n!} e^{-\lambda n} \quad (24.2)$$

By substituting the above equation into Eq. (23.6) we get Eq. (24.1). After applying Stirling's formula

to Eq. (24.2), we get the large  $n$  asymptotic of the combined offspring:

$$W_n \propto \frac{1}{\lambda \sqrt{2\pi n}^{3/2}} e^{-(\lambda-1-\ln \lambda)n}$$

One can show that the expression  $\lambda - 1 - \ln \lambda$  reaches minimum value of 0 when  $\lambda = 1$ . In this case  $W_n$  follows a power law. When  $\lambda \neq 1$ ,  $W_n$  decays exponentially with  $n$ . When  $1 - \lambda \ll 1$  the factor in the exponent can be approximated as:  $\lambda - 1 - \ln \lambda \approx (1 - \lambda)^2 / 2$ .

Note that unlike in the polymer case we did not have the problem of the first selected vertex having more offspring than the next. This is because the number of possible connections is infinite and probability of each connection is infinitely small. One can also obtain Eq. (24.2) by taking the limit  $q \rightarrow \infty$  in Eq. (23.10)

It is difficult to say for sure who was the first to point out the connection between the Erdos-Renyi random graph and the Galton-Watson branching process. Google book search for webpages containing both of the phrases “random graph” and “branching process” lead us to the book by R. Durrett [76] where this connection was discussed at length. Albeit no mention of who was the first to use this connection could be found in that book. To our email, Prof. Richard Durrett replied that he learned of that connection from Prof. Harry Kesten. The story turned out to resemble Milgram’s six degrees of separation experiment on the graph of human social contacts [81]. Prof. Kesten in his turn sent us to Prof. David Aldous, who replied that, the earliest paper he knows which makes an explicit connection, is the 1990 paper by R.M. Karp [77]. Prof. Karp replied that he might be the first to apply the branching process to random graph. The chain has thus ended. However, another Google search, for webpages containing all of the four words (random, graph, branching, process) produced the 1985 article by John L. Spouge, “Polymers and

Random Graphs: Asymptotic Equivalence to Branching Processes” [78]. This, probably, does not mean that it is the first article to point out the connection, but probably does mean that trying out different Google search phrases is more efficient than asking experts.

## 25. Smoluchowski coagulation

In 1916, Smoluchowski [63] considered a colloid suspension of particles, which collide with each other and stick together and resulting clusters in turn collide with each other forming larger clusters. The problem is easier to formulate mathematically when initially colloid consists of identical particles. Then the size of the cluster is simply described by the number of particles it consists of. The dynamics of cluster size distribution is described by the following rate equations (here  $m_n$  is the number of clusters of size  $n$ ):

$$\begin{aligned} \frac{dm_n}{dt} = & \frac{1}{2} \sum_{k=1}^{n-1} K(k, n-k) m_k m_{n-k} \\ & - m_n \sum_{k=1}^{\infty} K(n, k) m_k \end{aligned} \quad (25.1)$$

Smoluchowski considered the simplest case when the coagulation rate does not depend on the sizes of the particles and therefore the coagulation kernel is constant

$$K(n, k) = K.$$

With such kernel Eq.(25.1) becomes

$$\frac{dm_n}{dt} = \frac{K}{2} \sum_{k=1}^{n-1} m_k m_{n-k} - m_n K \sum_{k=1}^{\infty} m_k \quad (25.2)$$

Let us first compute the total number of the clusters in the system

$$M = \sum_{n=1}^{\infty} m_n. \quad (25.3)$$

After summing Eq.(25.2) for all  $n$  we get:

$$\frac{dM}{dt} = -\frac{K}{2}M^2,$$

which has the solution

$$M = \frac{N}{1 + \beta \times t}.$$

Here  $N$  is the initial number of particles in the system and  $\beta = NK/2$ . Let us recursively find the solution of Eq. (25.2) of starting with  $m_1$ . For the latter we have the following equation:

$$\frac{dm_1}{dt} = -m_1 KM = -m_1 \frac{2\beta}{1 + \beta \times t}.$$

This has the solution

$$m_1 = \frac{N}{(1 + \beta \times t)^2}$$

Now we can substitute  $m_1$  into the differential equation for  $m_2$ . After solving it (with the initial condition  $m_2(0) = 0$ ) we get

$$m_2 = \frac{N\beta \times t}{(1 + \beta \times t)^3}.$$

And in general

$$m_n = \frac{N(\beta \times t)^{n-1}}{(1 + \beta \times t)^{n+1}}.$$

In 1962, McLeod studied a more complicated case, where the kernel is

$$K(n, k) = K \times nk$$

After we substitute the above kernel into Eq.(25.1) the rate equations become

$$\frac{dm_n}{dt} = \frac{K}{2} \sum_{k=1}^{n-1} nk \times m_k m_{n-k} - n \times m_n \times K \sum_{k=1}^{\infty} k \times m_k$$

Obviously,

$$\sum_{k=1}^{\infty} k \times m_k = N, \quad (25.4)$$

thus we have

$$\frac{dm_n}{dt} = \frac{K}{2} \sum_{k=1}^{n-1} nk \times m_k m_{n-k} - n \times m_n \times KN. \quad (25.5)$$

One can try to solve this equation recursively, similar to how we did the constant kernel case. We get:  $m_1 = N \exp(-\beta \times t)$ , where  $\beta = KN$ . Further,

we obtain  $m_2 = N \frac{\beta \times t}{2} e^{-2\beta \times t}$  and

$$m_3 = N \frac{(\beta \times t)^2}{2} e^{-3\beta \times t}.$$

It is easy to see by induction that in general

$$m_n = N(\beta \times t)^{n-1} \exp(-n\beta \times t) C_n, \quad (25.6)$$

where  $C_n$  is a time-independent coefficient.

Substituting Eq.(25.6) into Eq.(25.5) we get the following recursion relation for  $C_n$ :

$$(n-1)C_n = \frac{1}{2} \sum_{k=1}^{n-1} k C_k (n-k) C_{n-k} \quad (25.7)$$

Next, following Ben-Naim and Krapivsky [65] we introduce the generating function:

$$g = \sum_{n=1}^{\infty} n C_n z^n \quad (25.8)$$

After summing over  $n$  Eq.(25.7) and using the definition of  $g$  in Eq.(25.8) we get

$$g - \int \frac{g}{z} dz = \frac{1}{2} g^2.$$

After differentiating we get  $g' - \frac{g}{z} = gg'$  or

$$\frac{dg}{g}(1-g) = \frac{dz}{z}.$$

Taking into account that  $g(0)=0$  the solution of the above equation is:

$$g \exp(-g) = z \quad (25.9)$$

Substituting Eq.(25.9) into Eq A2 and using the definition of  $g$  in Eq.(25.8) we get

$$nC_n = \frac{1}{2\pi \times i} \oint dg \frac{\exp(-ng)}{ng^n} = \frac{n^{n-1}}{n!}$$

substituting this into Eq.(25.6) we get

$$m_n = N(\beta \times t)^{n-1} \frac{n^{n-2}}{n!} \exp(-n\beta \times t). \quad (25.10)$$

This is exactly Erdos-Renyi formula Eq.(24.1) with  $\lambda = \beta \times t$ .

Note that when we dynamically add edges to the graph then the component size distribution is described by Smoluchowski equation. This was pointed out by Ben-Naim and Krapivsky [65]. Note also that Eq.(25.10) is valid for all values of  $\beta \times t$  and not only for  $\beta \times t \leq 1$  as is claimed in some papers. Although for the case  $\beta \times t > 1$  the Eq.(25.4) no longer holds it Eq.(25.5) is still correct, because now the last term correctly describes the reduction in  $m_n$  due to coagulation of clusters of size  $n$  with clusters of all finite sizes and with the giant cluster.

## 26. Forced Smoluchowski kinetics

Another possibility to consider is when there is an influx of particles in the system.

$$\frac{dm_n}{dt} = \frac{K}{2} \sum_{k=1}^{n-1} m_k m_{n-k} - m_n K \sum_{k=1}^{\infty} m_k + S \times \delta_{1,n} \quad (26.1)$$

By summing Eq. (26.1) over all  $n$ , we get for the total number of clusters (Eq.(25.3)) the following equation:

$$\frac{dM}{dt} = -\frac{K}{2} M^2 + S \quad (26.2)$$

It has the stable stationary solution

$$M = \sqrt{2S/K}. \quad (26.3)$$

For the number of particles of size 1 we get the following equation:

$$\frac{dm_1}{dt} = -m_1 \sqrt{2SK} + S \quad (26.4)$$

This has a stationary solution

$$m_1 = \sqrt{S/(2K)}. \quad (26.5)$$

For the stationary solution for  $n \geq 2$  we get the following recursion relation:

$$m_n = \sqrt{\frac{K}{8S}} \sum_{k=1}^{n-1} m_k m_{n-k}. \quad (26.6)$$

We define the generating function

$$g = \sum_{n=1}^{\infty} m_n z^n \quad (26.7)$$

And after multiplying Eq.(26.6) by  $z^n$ , summing it for  $n$  from 2 to infinity, and utilizing Eq. (26.7) we get:

$$g - m_1 z = \sqrt{\frac{K}{8S}} g^2 \quad (26.8)$$

From Eqs. (26.8) and (26.5) we get:

$$g = \sqrt{\frac{2S}{K}} (1 - \sqrt{1-z}) \quad (26.9)$$

Expanding the square root and using the definition of  $g$  in Eq.(26.7) we get:

$$m_n = \sqrt{\frac{2S}{K}} \frac{(2n)!}{(2n-1)(n!)^2 4^n} \quad (26.10)$$

Using Stirling formula we get the large  $n$  asymptotic:

$$m_n \approx \sqrt{\frac{S}{2\pi K}} \frac{1}{n^{3/2}}. \quad (26.11)$$

This formula was, probably, first derived in 1972 by Klett [68]. A numerical solution of recurrence equations was published in 1965 by Quon and Mockros [69]. They inferred the  $3/2$  exponent by fitting the data.

The just described forced Smoluchowski kinetics was originally used to describe colloids, aerosols and similar things. However, recently physicists applied it to social phenomena. For example, Pushkin and Aref [80] used it to describe bank merging. While Pushkin and Aref did refer to and used the prior research on the subject, other physicists managed to re-invent Smoluchowski kinetics. Recently Kim *et al* [70] did this in the context of the science of networks (see chapter 15 of this article). They proposed a model of a network evolving by merging and regeneration of nodes. They reported numerical simulations indicating that such dynamics leads to a power-law distribution of connectivity. However, they reported no analytical solution. One of the models that they considered is as follows. At each time step, two arbitrary selected nodes are merged and a new node is born, which connects to one arbitrary selected node. The problem is very similar to the one we just solved with the only difference is that instead of a size of coagulated particle, we have a connectivity of a node. The dynamics of the model is described by the following equations ( $P(k)$  is the probability distribution of connectivity,  $k$ ):

$$\frac{dP(k)}{dt} = \sum_{n=0}^{k-1} P(n) \times P(k-n) + P(k-1) - 3 \times P(k) + \delta_{k,1} \quad (26.12)$$

The convolution describes influx of nodes into state  $k$  by merging all possible pairs whose degrees add up to  $k$ . The second term describes influx into state  $k$  resulting from a newborn node connecting to node of degree  $k-1$ . The third terms accounts for three possibilities to leave the state  $k$ : the node is one of two nodes selected for merging or the node is the one to which a newborn node connects. Note that there are no nodes of degree 0, because each newborn node is of degree 1 and afterwards degree only grows. Thus:  $P(0)=0$ .

The stationary solution of the Equation (26.12) is:

$$3 \times P(k) = \sum_{n=0}^{k-1} P(n) \times P(k-n) + P(k-1) + \delta_{k,1} \quad (26.13)$$

To solve Eq.(26.13) we define the generating function:

$$g(z) = \sum_{k=0}^{\infty} P(k) \times z^k \quad (26.14)$$

Multiplying Eq.(26.13) by  $z^k$  and summing over  $k$  from 2 to infinity we get (taking into account Eq.(26.14)):

$$3g(z) = g^2(z) + z \times g(z) + z \quad (26.15)$$

The solution of Eq.(26.15), which satisfies  $P(0)=0$ , or  $g(0)=0$ , is:

$$g(z) = \frac{3-z-\sqrt{9-10 \times z+z^2}}{2} \quad (26.16)$$

Eq. (26.16) can be rewritten as:

$$g(z) = \frac{3}{2} - \frac{z}{2} - \frac{3}{2} \sqrt{1-z} \times \sqrt{1-\frac{z}{9}} \quad (26.17)$$

The Taylor expansion of the square root is

$$\sqrt{1-X} = -\sum_{n=0}^{\infty} \alpha(n) X^n, \quad (26.18)$$

where

$$\alpha(n) = \frac{\Gamma(n-1/2)}{2\sqrt{\pi}\Gamma(n+1)} \quad (26.19)$$

After substituting Eq. (26.18) into Eq. (26.17) and using Eq.(26.4) we get:

$$P(k) = -\frac{3}{2} \sum_{n=0}^k \alpha(n) \times \alpha(k-n) \times \left(\frac{1}{9}\right)^n \quad (26.20)$$

As the terms in Eq. (26.20) decrease exponentially with  $n$  than for large  $k$  one can replace the upper limit of summation with infinity and  $\alpha(k-n)$  with  $\alpha(k)$ :

$$P(k) \propto -\frac{3}{2} \alpha(k) \sum_{n=0}^{\infty} \alpha(n) \times \left(\frac{1}{9}\right)^n =$$

$$\frac{3}{2} \sqrt{1-\frac{1}{9}} \times \alpha(k) = \frac{\Gamma(k-1/2)}{\sqrt{2\pi}\Gamma(k+1)}$$

Finally using the well known asymptotic of Gamma-function we get:

$$P(k) \propto \frac{1}{\sqrt{2\pi} \times k^{3/2}}$$

## 27. Distribution of selectively neutral alternative forms of a gene

As we have seen, the branching process can produce a power law through the distribution of the total offspring. There is another way of getting a power

law from the branching process. In 1964 Kimura and Crow [71] and Ewens [72] considered the following problem. There is a fixed size population and within this population there are several alleles (alternative forms) of a particular gene. They assume that these alleles are selectively neutral. That is, the average offspring of the individuals does not depend on which particular alleles of the gene they carry. Besides that with the probability  $\alpha$  a mutation happens. The question is what the equilibrium distribution of alleles is.

We will give a solution, which is different from the original solution of Kimura and Crow or Ewens, a simpler one. A particular allele is equivalent to a family name in Bienaymé-Cournot-Galton-Watson model. The average offspring is equal to  $\lambda = 1 - \alpha$ . It is also obvious that the offspring distribution is Poissonian.

Let us first compute the probability,  $p_{ext}(k)$ , of extinction after  $k$  generations. Obviously:

$$p_{ext}(k) = f_k(0). \quad (27.1)$$

As  $p_{ext} = 1$ , than, for large  $k$ ,  $p_{ext}(k)$  must be close to 1. Therefore

$$f_k(0) = f(f_{k-1}(0)) \approx$$

$$f(1) + f'(1)(f_{k-1}(0) - 1) + \frac{f''(1)}{2}(f_{k-1}(0) - 1)^2 \quad (27.2)$$

After noting that  $f(1) = 1$  and  $f'(1) = \lambda$ , and defining the survival probability  $p_s(k) = 1 - p_{ext}(k)$ , the above equation can be rewritten as:

$$\frac{p_s(k)}{p_s(k-1)} = \lambda - \frac{f''(1)}{2} p_s(k-1). \quad (27.3)$$

Let us first consider the case  $\lambda = 1$ . Eq. (27.3) can than be approximated by the differential equation



$$\frac{dp_s(k)}{dk} = -\frac{f''(1)}{2}(p_s(k))^2, \quad (27.4)$$

which has the solution

$$p_s(k) = \frac{2}{f''(1)k}. \quad (27.5)$$

In the case when  $\lambda$  is substantially less than 1 the second term in the R.H.S. of Eq.(27.3) can be neglected and the equation can be easily solved:

$$p_s(n) \sim \lambda^k. \quad (27.6)$$

In general, Eq. (2.3) can be approximately solved to get:

$$p_s(k) \approx \frac{2}{f''(1)} \frac{\lambda^k \ln(1/\lambda)}{1 - \lambda^k}. \quad (27.7)$$

When  $\lambda$  is very close to but less than 1, Eq.(27.7) has an intermediate asymptotic of the form of Eq. (27.5) when  $k < k_c$ , where

$$k_c \approx \frac{1}{1 - \lambda}.$$

When  $k > k_c$ , Eq. (27.7) approaches the form of Eq. (27.6).

Next we estimate the average size  $\bar{s}(k)$  of families still surviving after  $k$  generations. As the expectation value of the offspring after  $k$  generations is, obviously,  $\lambda^k$ , we have:

$$\bar{s}(k) = \frac{\lambda^k}{p_s(k)}. \quad (27.8)$$

After substituting Eq.(27.5) into Eq.(27.8) we see that for the critical branching process the average size of surviving family linearly increases with the number of passing generations:  $\bar{s}(k) \approx \frac{f''(1)}{2} k$ . By substituting Eq.(2.5b) into Eq.(27.8) we get that for subcritical branching process after large number of

generations the average size of a surviving family approaches the fixed value:

$$\bar{s}(\infty) \approx \frac{f''(1)}{2 \ln(1/\lambda)} \approx \frac{f''(1)}{2(1-\lambda)}.$$

Next we make an approximation assuming that all  $k$ -year old alleles have the same number of copies, equal to the average given by Eq.(27.8). Then the number of copies of a given allele depends on its age only, and the number alleles of a given age is given by Eq.(27.7). After performing simple variables substitutions, and noting that in our case  $f''(1) = \lambda^2$ , we get that the gene frequency probability distribution is:

$$p(n) \approx \begin{cases} \frac{2}{\lambda^2} \frac{1}{n} & \text{when } n < \frac{\lambda^2}{2(1-\lambda)} \\ 0 & \text{when } n > \frac{\lambda^2}{2(1-\lambda)} \end{cases}.$$

We can obtain a more accurate approximation taking into account the fact that the distribution of the sizes of surviving families is exponential (see Chapt. IV in the book by Fisher [74]):

$$p(n) \approx \frac{2}{\lambda^2} \frac{1}{n} e^{-\frac{2(1-\lambda)}{\lambda^2} n}.$$

## 28. The Science of Self-Organized Criticality

In its mean-field version Self Organized Criticality (SOC) can be described as a branching process [41], [42]. Here the sand grains, which move during the original toppling, are equivalent to sons. This moved grains can cause further toppling, resulting in the motion of more grains, which are equivalent to grandsons, and so on. The total number of displaced grains is the size of the avalanche and is equivalent to total offspring in the case of a branching process. Size distribution of offspring is equivalent to distribution of avalanches in SOC. To be fair SOC is not completely reduced to a critical branching process: it has a built in dissipative

mechanism (sand grains fall from the edges), which tunes the branching process into a critical state.

Let us consider a mean field version of SOC on a lattice with coordination number  $k$ . Then we have the following generation function for the offspring probability:

$$f(z) = 1 - p(k) + p(k)z^k \quad (28.1)$$

We should substitute Eq.(28.1) into Eq.(22.2) to obtain the distribution of the sizes of the avalanches. In the case  $k = 2$  we can easily solve the resulting quadratic equation. In the general case we should use Eq.(A2) to get:

$$\begin{aligned} P(n) &= \frac{1}{2\pi \times i} \times \\ &\oint dg \frac{(1 - p(k) + p(k) \times g^k)^n}{ng^n} = \\ &= \frac{(1 - p(k))^{mk+1-m} (p(k))^m}{mk+1} \binom{mk+1}{m} = \\ &= \frac{(1 - p(k)) (p(k) (1 - p(k))^{k-1})^m}{mk+1} \frac{(mk)!}{m!(m(k-1)+1)!} \end{aligned}$$

where  $n = mk + 1$ .

For large  $n$  we obtain the following asymptotic for the distribution of avalanche sizes:

$$P(n) = \frac{(1 - p(k))k^2}{\sqrt{2\pi}(k-1)^{3/2}} \frac{1}{n^{3/2}} \left( k \times p(k) \left( \frac{1 - p(k)}{1 - 1/k} \right)^{k-1} \right)^{n/k} \quad (28.2)$$

In the critical regime, when  $p(k) = 1/k$ , Eq. (28.2) gives

$$P(n) = \frac{k}{\sqrt{2\pi}(k-1)^{1/2}} \frac{1}{n^{3/2}}$$

## 29. Yule's model as a continuous-time Branching Process

Finally, we would like to show that Yule's model can be viewed as a special kind of branching process. This connection was probably first pointed out by Harris (see p.105 of Ref. [38]).

We want to compute the probability ( $p_n(t)$ ) that a genus of age  $t$  has exactly  $n$  species in it. Recall that the density function for the age of a randomly picked genus is given by the exponential distribution:  $f(t) = g \exp(-gt)$ . As shown before, using the age distribution of genus and the distribution of the total number of species in a genus of a given age, one obtains the distribution for the size of a randomly picked genus; see equation (2.5).

The assumption that each species independently mutates at the rate of  $s$  is equivalent to saying that the mutation process of a single species is a Poisson process. Thus, if we consider the first species in a genus, then the number of its "children" (i.e., the number of species that results from mutations of this original species only) in an interval  $t$ , is a Poisson random variable with mean  $st$ . Now suppose one of these children was born at time  $t_1$ , then the number of its children (hence, grandchildren of the original species) is a Poisson random variable with mean  $s(t - t_1)$ . Hence, the evolution of a genus can be modeled as a *continuous-time branching process*, and as shown in the following, one can use the generating function approach used in the context of discrete-time branching processes to calculate the distributions of the number of species in a particular generation, *as well as*, the total number of species in a genus of a given age.

Note that for a standard branching process, the generating function for the distribution of the number of grandkids is easily computed by realizing that generating function is an expected value:

$$f_2(z) = E[z^{X_2}] = \sum_{k=0}^{\infty} P(X_1 = k) E[z^{X_2} | X_1 = k].$$

Now, given  $X_1 = k$ ,  $X_2$  is the sum of  $k$  iid Poisson random variables, and recalling that the generating function of the sum of two independent random variables is the product of their respective generating functions, we get  $E[z^{X_2} | X_1 = k] = (f(z))^k$ , where

$$f(z) = \sum_{k=0}^{\infty} P[X_1 = k] z^k \text{ is the generating function}$$

for the number of kids of the original starting node. Thus,

$$f_2(z) = \sum_{k=0}^{\infty} P(X_1 = k) E[z^{X_2} | X_1 = k] =$$

$$\sum_{k=0}^{\infty} P(X_1 = k) (f(z))^k = f(f(z)).$$

We will use the preceding arguments, based on conditional expectations, repeatedly in the following, where the age of a species will come in as an extra variable.

In the case of continuous-time branching process, a node keeps on producing more offspring with time. For a fixed time, the number of children is still a Poisson random variable. The distribution of children of the original species in a genus of age  $t$ ,  $X_1(t)$ , is

$$P[X_1(t) = k] = e^{-st} (st)^k / k!,$$

and the corresponding generating function is

$$f(z, t) = E[z^{X_1(t)}] = \sum_{k=0}^{\infty} P(X_1(t) = k) z^k = \exp(st(z-1)).$$

Now, since in a Poisson process the intervals between the births of two successive children are iid exponential random variables, the computation of the conditional distribution of the birth times of the children, given that exactly  $k$  children were born in a time interval  $t$ , turns out to be surprisingly simple, and the related result can be stated as follows:

*Given that  $k$  events have occurred in the interval  $(0, t)$ , the times  $S_1, S_2, \dots, S_k$  at which events occur, considered as unordered random variables, are distributed independently, and uniformly in the interval  $(0, t)$ .*

Thus, given that the original species has  $k$  children, the distribution of its grandchildren will be the same as when the birth times of its  $k$  children are picked independently and uniformly in the interval  $(0, t)$ . If  $f_2(z, t)$  is the generating function of the distribution of the grandkids, then one can easily verify following the same arguments as in the standard model of branching process that

$$f_2(z, t) = \sum_{k=0}^{\infty} P(X_1(t) = k) \left( \frac{1}{t} \int_0^t f(z, (t-y)) dy \right)^k,$$

where as computed before,  $f(z, t) = \exp(st(z-1))$ . Hence, we get

$$f_2(z, t) = \sum_{k=0}^{\infty} P(X_1(t) = k) \left( \frac{e^{st(z-1)} - 1}{st(z-1)} \right)^k =$$

$$f\left(\frac{e^{st(z-1)} - 1}{st(z-1)}, t\right) = \exp\left(\frac{e^{st(z-1)} - (1 - st(z-1))}{(z-1)}\right).$$

In general, if  $f_k(z, t)$  is the generating function of the distribution of the number of species in generation  $k$ , then following the same argument as in the preceding, we get

$$f_k(z, t) = \sum_{k=0}^{\infty} P(X_1(t) = k) \left( \frac{1}{t} \int_0^t f_{(k-1)}(z, (t-y)) dy \right)^k =$$

$$f\left(\frac{1}{t} \int_0^t f_{(k-1)}(z, (t-y)) dy, t\right),$$

where  $f_1(z, t) = f(z, t) = \exp(st(z-1))$ . This is a generalization of the standard branching process recursion:  $f_k(z) = f(f_{(k-1)}(z))$ , where  $f_1(z) = f(z)$ .

In a standard branching process, the generating function,  $g(z)$ , corresponding to the distribution of the total number of children over all generations, is derived from the straightforward self-consistency equation  $g(z) = zf(g(z))$ . The same arguments, augmented with the reasoning in the preceding discussion, can be used to show that for our continuous-time branching process the self-consistency equation is

$$g(z, t) = z \left( \sum_{k=0}^{\infty} P(X_1(t) = k) \left( \frac{1}{t} \int_0^t g(z, t-y) dy \right)^k \right) =$$

$$zf \left( \frac{1}{t} \int_0^t g(z, y) dy, t \right) = z \exp \left( st \left( \left( \frac{1}{t} \int_0^t g(z, y) dy \right) - 1 \right) \right).$$

So we want to solve for  $g(z, t)$  that satisfies the following integral equation:

$$g(z, t) = z \exp \left( st \left( \left( \frac{1}{t} \int_0^t g(z, y) dy \right) - 1 \right) \right).$$

Differentiating both sides with respect to time, and noting that  $\frac{\partial}{\partial t} \int_0^t g(z, y) dy = g(z, t)$ , we get

$$\frac{\partial}{\partial t} g(z, t) = sg(z, t)(g(z, t) - 1),$$

where  $g(z, 0) = z$  (i.e., at  $t = 0$ , there is only the parent node in the chain). The above equation, with the given initial condition is easy to solve and we get

$$\ln \left( 1 - \frac{1}{g(z, t)} \right) = st + \ln \left( 1 - \frac{1}{z} \right).$$

Simplifying, we get

$$g(z, t) - 1 = g(z, t) \left( 1 - \frac{1}{z} \right) \exp(st),$$

which yields

$$g(z, t) = \frac{\exp(-st)z}{1 - (1 - \exp(-st))z} =$$

$$\sum_{k=1}^{\infty} \exp(-st)(1 - \exp(-st))^{k-1} z^k.$$

Hence, by definition,

$$p_n(t) = \exp(-st)(1 - \exp(-st))^{(n-1)},$$

for all  $n \geq 1$ .

genus gives rise to new ones at the rate of  $g$ . One could apply the same framework as before, and thus, the distribution of the number of genus at time  $T$  is given as:

$$P[\text{no. of genus} = l \text{ at time } T] = q_n(T) = \exp(-gT)(1 - \exp(-gT))^{(l-1)}.$$

Note that in Yule's model we actually have *two nested continuous-time Branching processes*: The first one corresponds to the evolution of species within a given genus, and we computed the size distribution of a genus with a given age. The second one corresponds to the evolution of genus, i.e., each

### 30. Re-inventing Willis

We summarized the re-inventions, described in this paper, in Table 1. We treat Simon's and Yule's models as different things, because they use different mathematical approaches (alternative ways to America). We count it as a re-discovery when the same America is discovered in the same way. Even

with this restriction almost everything appears to be re-discovered twice.

We conclude that re-discovering America is the most common scientific occupation, both in this country and abroad: the scientists are busy with it most of the time.

**Table 1.** Re-inventing Willis.

| Phenomenon                     | Discovered                    | Re-discovered                |                            |   |              |                       |
|--------------------------------|-------------------------------|------------------------------|----------------------------|---|--------------|-----------------------|
| Yule's process                 | Yule (1925)                   | Fermi (1949)                 | Huberman and Adamic (1999) |   |              |                       |
| Simon's process                | Simon (1955)                  | Günter et al (1992)          | Barabasi and Albert (1999) |   |              |                       |
| Champernowne's process         | Champernowne (1953)           | Levy and Solomon (1996)      |                            |   |              |                       |
| Power law of word frequencies  | Estoup (before 1916)          | Condon (1928)                | Zipf (1935)                |   |              |                       |
| Power law of scientific citing | Price (1965)                  | Silagadze (1997)             | Redner (1998)              |   |              |                       |
| Urn model                      | Markov (1907)                 | Eggenberger and Polya (1923) |                            |   |              |                       |
| Branching process              | Bienaymé, Cournot (1845-1847) | Galton & Watson (1873-1875)  | Fisher (1922)              | Erlang, Steffensen, Christensen (1929-1930) | Flory (1941) | Hawkins & Ulam (1944) |
| Random graph                   | Flory (1941)                  | Erdos & Renyi (1960)         |                            |   |              |                       |

## Appendix

Suppose that  $z = F(g)$ , where  $F(g)$  is an analytic function, such that  $F'(g) \neq 0$ . We want to find the expansion of some analytic function  $\Phi(g)$  in powers of  $z$ :

$$\Phi(g(z)) = \sum_{n=0}^{\infty} \Phi_n z^n. \quad (A1)$$

We can use Cauchy formula to find  $\Phi_n$ :

$$\begin{aligned} \Phi_n &= \frac{1}{2\pi \times i} \oint dz \frac{\Phi(g)}{z^{n+1}} = \\ &= \frac{1}{2\pi \times i} \oint dg \left( \frac{dz}{dg} \right) \frac{\Phi(g)}{z^{n+1}} = \\ &= \frac{1}{2\pi \times i} \oint dg \frac{F'(g)\Phi(g)}{(F(g))^{n+1}} = \\ &= \frac{1}{2\pi \times i} \oint dg \left( \frac{\Phi'(g)}{n(F(g))^n} - \frac{d}{dg} \left( \frac{\Phi(g)}{n(F(g))^n} \right) \right) \end{aligned}$$

When  $F(g)$  and  $\Phi(g)$  are single-valued functions the second term gives zero after integration and we have

$$\Phi_n = \frac{1}{2\pi \times i} \oint dg \frac{\Phi'(g)}{n(F(g))^n} \quad (A2)$$

## References

1. J.C. Willis and G.U. Yule, "Some statistics of evolution and geographical distribution in plants and animals, and their significance", *Nature*, **109**, 177 (1922).
2. J.C. Willis, *Age and area: a study in geographical distribution and origin of species* (University press, Cambridge, 1922).
3. G.U. Yule, "A mathematical theory of evolution, based on the conclusions of Dr. J.C. Willis, F.R.S.", *Philosophical Transactions of the Royal Society of London B*, **213**, 21 (1925).
4. R. Günter, B. Schapiro, and P. Wagner, "Physical complexity and Zipf's law",

When  $F'(g) \neq 0$  the integrand has a pole of a degree up to  $n$  and we can rewrite

$$\frac{\Phi'(g)}{(F(g))^n} = \frac{\Phi'(g)(g/F(g))^n}{g^n}$$

where the numerator is an analytic function. The non-vanishing after contour integration part is given by the  $(n-1)$ th term in its Taylor expansion, which is

$$\frac{1}{(n-1)!} \frac{d^{n-1}}{dg^{n-1}} \left( \Phi'(g) \left( \frac{g}{F(g)} \right)^n \right) \Big|_{g=0}$$

After substituting this into Eq. A2 we get:

$$\Phi_n = \frac{1}{n!} \frac{d^{n-1}}{dg^{n-1}} \left( \Phi'(g) \left( \frac{g}{F(g)} \right)^n \right) \Big|_{g=0} \quad (A3)$$

which is known (together with Eq. A1) as Lagrange expansion. In some of the applications we are dealing with in the paper it is more convenient to use Eq A2 than Eq A3.

- International Journal of Theoretical Physics **31**, 524 (1992); R. Günter, L. Levitin, B. Schapiro, and P. Wagner, "Zipf's law and the effect of ranking on probability distributions", *International Journal of Theoretical Physics* **35**, 395 (1996).
5. P. L. Krapivsky and S. Redner, "Organization of growing random networks", *Phys. Rev. E*, **63**, 066123 (2001).
6. D.G. Champernowne, "A model of income distribution", *Economic Journal* **63**, 318 (1953).
7. M. Levy and S. Solomon, "Dynamical Explanation for the Emergence of Power Law in a Stock Market Model", *Int. J. Mod. Phys. C*, **7**, 65 (1996); M. Levy and S. Solomon, "Power laws are logarithmic Boltzmann laws", *Int. J.*

- Mod. Phys. C, **7**, 595 (1996),  
<http://www.arxiv.org/abs/adap-org/9607001>
8. Estoup, J.B., *Gammes sténographique*, 1916 (as cited in Ref. [32]). See also:  
<http://torvald.aksis.uib.no/corpora/2002-2/0070.html>
  9. E.U. Condon, "Statistics of vocabulary", *Science*, **67**, 300 (1928).
  10. G.K. Zipf, *The psycho-biology of language* (MIT Press, Cambridge, 1965). This is a re-issue of the book originally published in 1935.
  11. H.A. Simon, "On a class of skew distribution functions", *Biometrika*, **42**, 425 (1955).
  12. D. de S. Price, "A general theory of bibliometric and other cumulative advantage process", *Journal of American Society for Information Science*, **27**, 292 (1976).
  13. D. de S. Price, "Networks of Scientific Papers", *Science*, **149**, 510 (1965).
  14. Silagadze, Z.K., "Citations and Zipf-Mandelbrot law", *Complex Syst.* **11**, 487 (1997).
  15. Redner, S., "How popular is your paper? An empirical study of citation distribution", *cond-mat/9804163*; *Eur. Phys. J. B* **4**, 131 (1998).
  16. Barabasi, A.-L. and R. Albert, "Emergence of scaling in random networks", *Science*, **286**, 509 (1999).
  17. S.N. Dorogovtsev and J.F.F. Mendes, "Evolution of networks", *Advances in Physics*, **51**, 1079 (2002). (see the chapter "accelerated growth of networks" )
  18. A.A. Markov "Extension of the law of large numbers to dependent variables" in A.A. Markov, *Selected Works*, (Izdatel'stvo Akademii Nauk SSSR, Moscow, 1951) (in Russian). (The original paper was published in 1907 in an obscure journal.) The ball problem is discussed on pp.351-354.
  19. N.L. Johnson and S. Kotz, *Urn Models and their Application*, (John Wiley, New York, 1977).
  20. F. Chung, S. Handjani, and D. Jungreis, "Generalizations of Polya's urn Problem", *Annals of Combinatorics* **7** (2003) 141-153.
  21. B.M. Hill "Zipf's law and prior distributions for the composition of a population", *Journal of American Statistical Association*, **65**, 1220 (1970); B.M. Hill "The rank-frequency form of Zipf's law", *Journal of American Statistical Association*, **69**, 1017 (1974).
  22. Y. Ijiri and H.A. Simon "Skew distributions and the size of business firms" (North-Holland, Amsterdam, 1977)
  23. G. Bianconi and A.-L. Barabási, "Bose-Einstein condensation in complex networks", *Phys. Rev. Lett.* **86**, 5632 (2001).
  24. E. Fermi, "On the origin of the cosmic radiation", *Phys. Rev.* **75**, 1169 (1949).
  25. K. G. Wilson, *Phys. Rev. B* **4**, 3174 (1971) (for simpler explanation see Chapt. 9.4 of N.D. Goldenfeld, *Lectures on Phase Transitions and the Renormalization Group* (Addison-Wesley, 1992)).
  26. S. Naranan, "Bradford's law of bibliography of science: an interpretation", *Nature*, **227**, 631 (1970).
  27. S. Naranan, "Power law relations in science bibliography – a self-consistent interpretation", *Journal of Documentation*, **27**, 83 (1971).
  28. B.A. Huberman and L. Adamic, "Growth dynamics of the World-Wide Web", *Nature*, **401**, 131 (1999).
  29. G. A Miller. "Some effects of intermittent silence", *American Journal of Psychology*, **70**:311-314, 1957.
  30. W. Li, "Random texts exhibit Zipf's-law-like word frequency distribution", *IEEE Transactions on Information Theory*, **38** (1992) 1842.
  31. B. Mandelbrot, "An informational theory of the statistical structure of languages", in *Communication Theory*, edited by W. Jackson (Academic Press, New York, 1953).
  32. B. Mandelbrot, "Information theory and Psycholinguistic: a theory of word frequencies" in *Readings in mathematical social science*, ed. P.F. Lazarsfeld and N.W. Henry (Science Research Associates, Chicago, 1966)
  33. S.S. Stevens, "Neural events and the psychophysical law", *Science*, vol. 170, pp 1043-1055 (1970).

34. D.M. MacKay, "Psychophysics of perceived intensity: a theoretical basis for Fechner's and Stevens' laws", *Science*, vol. 139, pp1213-1216 (1963).
35. R. Albert, H. Jeong, and A.-L. Barabasi, "Diameter of the world-wide web", *Nature*, **401**, 130 (1999).
36. S. Bornholdt and H. Ebel, "World Wide Web scaling exponent from Simon's 1955 model", *Phys. Rev. E* **64**, 035104 (2001).
37. H. W. Watson and F. Galton, "On the probability of the extinction of families", *Journal of the Anthropological Institute* **4**, 138 (1875). Available online at: <http://galton.org/essays/1870-1879/galton-1874-jaigi-family-extinction.pdf>
38. T.E. Harris, "The theory of branching processes" (Springer, Berlin, 1963)
39. P. Bak, *How Nature Works: the Science of Self-Organized Criticality* (Copernicus, New York, 1999)
40. M.V. Simkin and V.P. Roychowdhury, "A mathematical theory of citing", *Journal of American Society for Information Science and Technology* **58**, 1661 (2007); <http://arxiv.org/abs/physics/0504094>.
41. P. Alstrøm "Mean-field exponents for self-organized critical phenomena", *Phys. Rev. A* **38**, 4905–4906 (1988)
42. K. B. Lauritsen, S. Zapperi, and H. E. Stanley, "Self-organized branching processes: Avalanche models with dissipation", *Phys. Rev. E* **54**, 2483–2488 (1996).
43. P.A.P. Moran, *The statistical processes of evolutionary theory*, (Clarendon, Oxford, 1962)
44. S. Karlin and J. McGregor, "The number of mutant forms maintained in a population", in *Proceedings of the Fifth Berkeley Symposium on Mathematical Statistics and Probability*, vol.4, pp 415-438 (University of California Press, Berkeley, 1967)
45. P. J. Reynolds, W. Klein and H E Stanley "A real-space renormalization group for site and bond percolation" *J. Phys. C*, Vol. 10, pp L167-172 (1977).
46. D.J. Thouless "Percolation and Localization" in *Ill-condensed matter* (North Holland, Amsterdam, 1979).
47. R.B. Stinchcombe "Introduction to scaling concepts" in *Scaling Phenomena in Disordered Systems*, ed. R. Pynn and A. Skjeltorp (Plenum, New York, 1985).
48. R.B. Stinchcombe "Introduction to scaling concepts" in *Order and Chaos in Nonlinear Physical Systems*, ed. S. Lundquist, N.H. March, and M.P. Tosi (Plenum, New York, 1988).
49. P. Guttorm, "Three Papers on the History of Branching Processes translated from Danish by Peter Guttorm" *International Statistical Review* (1995), v. 63, no. 2, pp 233-245.
50. K. Albertsen, "Slaegternes uddoen" (The Extinction of Families). *Nord. Mat. Tidsskr.* 1976 24, 5-13. English translation published by Guttorm.
51. J.F Steffensen, "Om Sandssynligheden for at Afkommet uddor" (On the Probability that the Offspring Dies Out) . *Mat. Tidsskr: B*, 1930, 19-23. English translation published by Guttorm.
52. Albertsen, K. & Kristensen, E. (1976). En hidtil utrykt løsning på Erlangs problem om slaegternes uddoen af Carl Marius Christensen. (A Previously Unpublished Solution to Erlang's Problem of Extinction of Families by Carl Marius Christensen) *Nord. Mat. Tidsskr.* 24, 14-18. English translation published by Guttorm.
53. C. C. Heyde and E. Seneta "The simple branching process, a turning point test and a fundamental inequality: A historical note on I. J. Bienaymé", *Biometrika* 1972 59: 680-683.
54. Bernard Bru; François Jongmans; Eugene Seneta "I.J. Bienaymé: Family Information and Proof of the Criticality Theorem", *International Statistical Review / Revue Internationale de Statistique*, Vol. 60, No. 2. (Aug., 1992), pp. 177-183.
55. Cournot, A.A. (1847) *De l'origine et des limites de la correspondance entre l'algèbre et la géométrie*,. Hachette, Paris, Chapt. 36. (This book is digitized by Google, so one can read it in Google Books)



56. R. A. Fisher, "On the dominance ratio", Proceedings of the Royal Society of Edinburgh, vol. 42, pp 321-341 (1922)
57. N. Semenov, Chemical kinetics and chain reactions (Clarendon, Oxford, 1935)
58. P.J. Flory "Molecular size distribution in three-dimensional polymers. I Gelation." Journal of the American Chemical Society, **63**, 3091-3096, 1941
59. P.J. Flory "Molecular size distribution in three-dimensional polymers. II Trifunctional branching units." Journal of the American Chemical Society, **63**, 3083-3090, 1941.
60. Stockmayer, Walter H. "Theory of molecular size distribution and gel formation in branched-chain polymers", Journal of Chemical Physics (1943), 11, 45-55
61. D. Hawkins and S. Ulam, "Theory of Multiplicative Processes", Los Alamos report (LA-171, November 14, 1944). Reprinted in Ulam, S. M. Analogies Between Analogies (Berkeley: University of California Press, 1990). Available online at: <http://content.cdlib.org/view?docId=ft9g50091s&chunk.id=d0e630>
62. P. Erdos and A. Renyi, "On the evolution of random graphs", Publications of the Mathematical Institute of the Hungarian Academy of Science, v 5 (1960) pp 17-61.
63. M. v. Smoluchowski, "Drei Vorträge über Diffusion, Brownsche Bewegung und Koagulation von Kolloidteilchen", Physik. Z. 17 (1916) 585
64. J. B. McLeod, 'On an infinite set of non-linear differential equations', Quart. J. Math. Oxford (2), 13 (1962), 119-128.
65. E. Ben-Naim and P. L. Krapivsky "Kinetic theory of random graphs: From paths to cycles" Phys. Rev. E **71**, 026129 (2005)
66. M. E. J. Newman "Power laws, Pareto distributions and Zipf's law" Contemporary Physics 46, 323-351 (2005); <http://arxiv.org/abs/cond-mat/0412004>
67. M. Mitzenmacher "A Brief History of Generative Models for Power Law and Lognormal Distributions", Internet Mathematics Vol. 1, No. 2: 226-251 (2004)
68. J.D. Klett, "A class of solutions to steady-state, source-enhanced, kinetic coagulation equation" Journal of the Atmospheric Sciences, **32**, 380-389 (1975)
69. Quon, J. E., and Mockros, L. F., Int. J. Air Water Pollut. **9**, 279 (1965).
70. B.J. Kim, A. Trusina, P. Minnhagen, and K. Sneppen "Self organized scale-free networks from merging and regeneration" Eur. Phys. J. B **43**, 369-372 (2005)
71. Kimura, M. and Crow, J.F. (1964). The number of alleles that can be maintained in a finite population. Genetics **49**, 725
72. Ewens, W.J. (1964). The maintenance of alleles by mutation. Genetics **50**, 891
73. D. G. Kendall "The Genealogy of Genealogy Branching Processes before (and after) 1873" Bull. London Math. Soc. 1975 **7**: 225-253
74. Fisher, R.A. (1958). Genetical Theory of Natural Selection. New York: Dover. (first edition of the book published in 1929)
75. Otter, R. (1949). "The multiplicative process", The Annals of Mathematical Statistics, **20**, 206
76. R. Durrett, "Random Graph Dynamics." Cambridge University Press (2006).
77. Richard M. Karp: "The Transitive Closure of a Random Digraph" Random Structures and Algorithms Volume 1, Number 1, pp 73-94 (1990)
78. John L. Spouge, "Polymers and Random Graphs: Asymptotic Equivalence to Branching Processes" Journal of Statistical Physics, Vol. 38, Nos. 3/4, pp 573-587 (1985).
79. K.B. Athreya and P.E. Ney, Branching Process (Springer-Verlag, Berlin) (1972)
80. D.O. Pushkin and H. Aref "Bank mergers as scale-free coagulation" Physica A **336** (2004) 571 - 584.
81. Stanley Milgram "The individual in a social world : essays and experiments" (Addison Wesley, Reading) (1977)