

# Anomalous electromagnetic wave propagation in quasiisotropic left-handed material

Hailu Luo, Weixing Shu, Fei Li, and Zhongzhou Ren

Department of Physics, Nanjing University, Nanjing 210008, China

(dated: February 9, 2020)

## Abstract

Based on boundary continuous conditions and dispersion relations, the anomalous propagation of waves incident from isotropic right-handed medium (RHM) into quasiisotropic left-handed medium (LHM) are investigated. Under which condition can the anisotropic material be regarded as quasiisotropic LHM is discussed in detail. The anomalous negative refraction and total reflection can occur at a planar interface associated with quasiisotropic LHM. It is shown that the properties of wave propagation in quasiisotropic LHM are significantly different from that in isotropic or anisotropic LHM.

PACS numbers: 78.20.Ci, 41.20.Jb, 42.25.Gy

---

Author to whom correspondence should be addressed. E-mail: hailuluo@163.com

## I. INTRODUCTION

Over thirty years ago, Veselago firstly introduced the concept of left-handed material (LHM) in which both the permittivity and the permeability are simultaneously negative [1]. Veselago predicted that LHM would have some unusual electrodynamic properties different from the conventional right-handed material (RHM), such as the negative refraction index, the reversed Doppler shift, the backward Cerenkov radiation. LHM did not receive much attention as it does not exist in nature. After the experimental observation using a metamaterial composed of wires and split ring resonators [2, 3, 4, 5], the study of such materials have become a hot point in the last few years [6, 7, 8, 9, 10, 11, 12].

While negative refraction is most easily visualized in an isotropic material with negative refractive index, negative refraction can also be realized in anisotropic media in which the uniaxial LHM are mostly concerned [13, 14, 15]. Recently, Shen et al proposed that the exact necessary and sufficient conditions of the uniaxially anisotropic LHM without dissipation and found some oversights in the relevant understanding in the previous literature. When comparing the generalized LHM with the regular RHM, they suggested two new concepts, which have never been used in the regular RHM, the quasiisotropy and the planes of optics axes [16].

In the present work, we discuss the condition under which kind of anisotropic material can be regarded as quasiisotropic LHM. We find the medium with single-sheeted hyperboloid dispersion relation can not be regarded as quasiisotropic LHM. The anomalous negative refraction and total reflection can occur at a planar interface associated with quasiisotropic LHM. We find that the properties of waves propagation in quasiisotropic LHM are significantly different from that in isotropic or anisotropic LHM.

## II. DISPERSIVE RELATIONS OF QUASIISOTROPIC LEFT-HANDED MATERIAL

For anisotropic materials one or both of the permittivity and permeability are second-rank tensors. To simplify the proceeding analysis, we assume the permittivity and permeability

tensors are simultaneously diagonalizable:

$$\epsilon = \begin{pmatrix} \epsilon_x & 0 & 0 \\ 0 & \epsilon_y & 0 \\ 0 & 0 & \epsilon_z \end{pmatrix}; \quad \epsilon^{-1} = \begin{pmatrix} \epsilon_x^{-1} & 0 & 0 \\ 0 & \epsilon_y^{-1} & 0 \\ 0 & 0 & \epsilon_z^{-1} \end{pmatrix}; \quad (1)$$

where  $\epsilon_i$  and  $\epsilon_i^{-1}$  are the permittivity and permeability constants in the principal coordinate system ( $i = x, y, z$ ).

We choose the  $z$  axis to be normal to the interface, and the  $x, y$  axes locate in the plane of the interface. We assume plane wave with frequency  $\omega$  incident from isotropic RHM into anisotropic LHM. In isotropic RHM the accompanying dispersion relation has the familiar form

$$k_x^2 + k_y^2 + k_z^2 = \epsilon_0 \frac{\omega^2}{c^2}; \quad (2)$$

Here  $k_i$  is the  $i$  component of the propagating wave vector and  $c$  is the speed of light in vacuum.  $\epsilon_0$  and  $\mu_0$  are the permittivity and permeability, respectively.

In the anisotropic LHM if the permittivity and permeability constants satisfy the relation:

$$\frac{\epsilon_x}{\mu_x} = \frac{\epsilon_y}{\mu_y} = \frac{\epsilon_z}{\mu_z} = C; \quad (3)$$

where  $C$  is a constant, then the  $E$ - and  $H$ -polarized waves have the same dispersion relation [16]

$$\frac{q_x^2}{\epsilon_z \mu_y} + \frac{q_y^2}{\epsilon_z \mu_x} + \frac{q_z^2}{\epsilon_y \mu_x} = \frac{\omega^2}{C^2}; \quad (4)$$

where  $q_i$  represents the  $i$  component of transmitted wave-vector. Based on the dispersion relation the wave-vector surface which can be divided into three types: ellipsoid, single-sheeted hyperboloid and double-sheeted hyperboloid.

As a quasiisotropic LHM should have some typical properties: In any allowed propagation directions,  $E$ - and  $H$ -polarized waves have the same wave-vector surface and the Poynting vectors of  $E$ - and  $H$ -polarized waves propagate in the same direction. In following analysis, we will explore under which condition the anisotropic material can be regarded as quasiisotropic LHM.

The  $z$ -component of the wave vector can be found by the solution of Eq. (4), which yields

$$q_z = \frac{\omega}{C} \sqrt{\frac{\epsilon_y \mu_x}{\epsilon_z \mu_y} q_x^2 + \frac{\epsilon_y}{\epsilon_z} q_y^2}; \quad (5)$$

where  $\eta = +1$  or  $\eta = -1$ . The choice of the sign ensures that light power propagates away from the surface to the  $+z$  direction. In principle the occurrence of refraction requires that the  $z$  component of the wave vector of the refracted waves must be real. Then the incident angle must satisfy the following inequality:

$$\frac{\eta_y}{\eta_z} \frac{x}{y} q_k^2 + \frac{\eta_y}{\eta_z} q_y^2 > \eta_y x \frac{1}{c^2} : \quad (6)$$

Without loss of generality, we assume the wave vector locate in the  $x-z$  plane ( $k_y = q_y = 0$ ). The incident angle of light is given by

$$\theta_i = \tan^{-1} \frac{k_x}{k_z} ; \quad (7)$$

The values of refractive wave vector can be found by using the boundary condition and dispersion relations. The refractive angle of the transmitted wave vector or phase of E- and H-polarized waves can be written as

$$\theta_P^{(E)} = \tan^{-1} \frac{q_k^{(E)}}{q_z^{(E)}} ; \quad \theta_P^{(H)} = \tan^{-1} \frac{q_k^{(H)}}{q_z^{(H)}} : \quad (8)$$

The Poynting vector  $S_T$  of the refracted waves can be obtained, which determines the actual propagation direction of the energy. For E-polarized incident waves, the Poynting vector is given by

$$S_T^{(E)} = \text{Re} \left[ \frac{E_0^2 q_k^{(E)}}{2! \eta_z} e_x + \frac{E_0^2 q_z^{(E)}}{2! \eta_x} e_z \right] : \quad (9)$$

For H-polarized incident waves, the Poynting vector is given by

$$S_T^{(H)} = \text{Re} \left[ \frac{H_0^2 q_k^{(H)}}{2! \eta_z} e_x + \frac{H_0^2 q_z^{(H)}}{2! \eta_x} e_z \right] : \quad (10)$$

The refraction angle of Poynting vector of E- and H-polarized incident waves can be obtained as

$$\theta_S^{(E)} = \tan^{-1} \frac{S_{Tx}^{(E)}}{S_{Tz}^{(E)}} ; \quad \theta_S^{(H)} = \tan^{-1} \frac{S_{Tx}^{(H)}}{S_{Tz}^{(H)}} : \quad (11)$$

As can be seen from Eq. (9) and Eq. (10), one can see that the direction of  $z$  component of the Poynting vector will be determined by  $q_z^{(E)} = \eta_x$  for E-polarized waves and  $q_z^{(H)} = \eta_x$  for H-polarized waves, respectively. Energy conservation requires that the  $z$  component of the energy current density of the refracted waves must propagate away from the interface, for instance,  $q_z^{(E)} = \eta_x > 0$  and  $q_z^{(H)} = \eta_x > 0$ . Using the boundary condition  $q_k^{(E)} = q_k^{(H)} = k_x$ , if

"<sub>x</sub> = <sub>x</sub> = "<sub>z</sub> = <sub>z</sub> = C > 0 and one have  $\alpha_z^{(E)} = \alpha_z^{(H)}$ . From Eq. (8) and Eq. (11) we can obtain

$$\alpha_P^{(E)} = \alpha_P^{(H)}; \quad \alpha_S^{(E)} = \alpha_S^{(H)}; \quad (12)$$

This means the wave vector and Poynting vector of E - or H - polarized field propagate in the same direction. If "<sub>x</sub> = <sub>x</sub> = "<sub>z</sub> = <sub>z</sub> = C < 0 one have  $\alpha_z^{(E)} = -\alpha_z^{(H)}$ . From Eq. (8) and Eq. (11) we can get

$$\alpha_P^{(E)} = \alpha_P^{(H)}; \quad \alpha_S^{(E)} = -\alpha_S^{(H)}; \quad (13)$$

the refraction angle of the wave vector and Poynting vector for E -polarized wave are always opposite to those for H -polarized wave. So we can conclude that for a quasiisotropic medium the condition C > 0 should be satisfied, because the medium with single-sheeted hyperboloid dispersion relation (C < 0) can not be regarded as quasiisotropic LHM.

### III. QUASIISOTROPIC LEFT-HANDED MATERIAL

Unlike isotropic medium, the Poynting vector in quasiisotropic LHM is neither parallel nor antiparallel to the wave vector, but rather makes either an acute or an obtuse angle with respect to the wave vector or phase velocity. In general, to distinguish the positive and negative refraction in quasiisotropic LHM, we must calculate the direction of the Poynting vector with respect to the wave vector. From Eq. (9) and Eq. (10) we get

$$k_x \alpha_z^{(E)} = \frac{T_E^2 E_0^2 k_x^2}{2! \epsilon_z}; \quad k_x \alpha_z^{(H)} = \frac{T_H^2 H_0^2 k_x^2}{2! \mu_z}; \quad (14)$$

Positive refraction means the condition

$$k_x \alpha_z > 0 \quad (15)$$

and anomalous negative refraction means

$$k_x \alpha_z < 0 \quad (16)$$

This anomalous negative refraction phenomenon is one of the most interesting peculiar properties of quasiisotropic LHM. In the following section we will discuss which of the above three types medium can be regarded as quasiisotropic LHM. Further we will discuss the anomalous propagation in these medium.

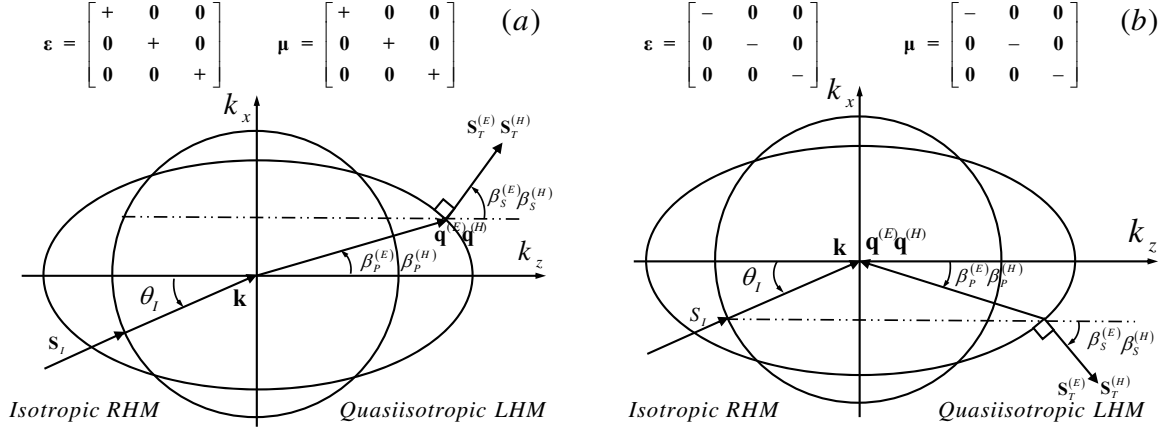


FIG. 1: The circle and ellipse represent the dispersion relations of isotropic RHM and quasiisotropic LHM, respectively. The wave vector and Poynting vectors of E- and H-polarized waves propagate in the same direction. The ellipsoid wave-vector surface has two subtypes: (a)  $\epsilon_P^{(E)} = \mu_P^{(H)} > 0$ ,  $\epsilon_S^{(E)} = \mu_S^{(H)} > 0$ . (b)  $\epsilon_P^{(E)} = \mu_P^{(H)} < 0$ ,  $\epsilon_S^{(E)} = \mu_S^{(H)} < 0$ .

#### A. Ellipsoid wave-vector surface

If all the  $\epsilon_i$  and  $\mu_i$  have the same sign ( $C > 0$ ), the wave-vector surface must be an ellipsoid. The ellipsoid dispersion relation has two subtypes which can be formed from combinations of the material parameter tensor elements.

I: For  $\epsilon_i > 0$  and  $\mu_i > 0$ , the refraction diagram is shown in Fig. 1a. In this case  $k_z \cdot \mathbf{q} > 0$  and  $k_x \cdot \mathbf{q} > 0$ . From Eqs. (9) and (10), if  $\epsilon_x = \epsilon_z = \mu_x = \mu_z = C > 0$  one can find the Poynting vector of E- and H-polarized field will refract in the same direction, i.e.

$$\epsilon_P^{(E)} = \mu_P^{(H)} > 0; \quad \epsilon_S^{(E)} = \mu_S^{(H)} > 0: \quad (17)$$

In this case the refraction angle of wave-vector and Poynting vector are always positive.

II: For  $\epsilon_i < 0$  and  $\mu_i < 0$ , the refraction diagram is shown in Fig. 1b. In this case  $k_z \cdot \mathbf{q} < 0$  and  $k_x \cdot \mathbf{q} < 0$ . From Eqs. (9) and (10), we can easily obtain

$$\epsilon_P^{(E)} = \mu_P^{(H)} < 0; \quad \epsilon_S^{(E)} = \mu_S^{(H)} < 0: \quad (18)$$

In this case the refraction angle of wave vector and Poynting vector are always negative.

From Eqs. (17) and (18), one can find the Poynting vector of E- and H-polarized waves will refract in the same direction. So the medium with ellipsoid dispersion relation can be regarded as quasiisotropic LHM.

For E - or H - polarized incident waves, the occurrence of refraction require that the incident angle must be smaller than a critical angle:

$$\theta_{IC} \leq \theta_I \quad \theta_{IC} \leq \theta_I \quad (19)$$

where the critical angle can be obtained from Eq.(6) as

$$\theta_{IC} = \sin^{-1} \frac{q}{\sqrt{\epsilon_z \epsilon_y \epsilon_x}} \quad (20)$$

If the incident angle is larger than the critical angle  $\theta_{IC}$ ,  $q_z$  will be imaginary and the incident waves shall be totally reflected. If  $\epsilon_z \epsilon_y \epsilon_x = 1$  the critical angle  $\theta_{IC}$  will be equal to  $\pi/2$ . In this case, for any incident angles the anomalous total reflection phenomenon can not occur.

#### B. Single-sheeted hyperboloid wave-vector surface

If  $C < 0$  and only two of  $\epsilon_i$  have the same sign, for instance  $\epsilon_x \epsilon_y > 0$ , the wave-vector surface is a single-sheeted hyperbola. This medium has two subtypes:

I: For the case of  $\epsilon_x > 0; \epsilon_y > 0$  and  $\epsilon_z < 0$ , the refraction diagram is plotted in Fig. 3a.

For E-polarized incident waves  $k_z \epsilon_z^{(E)} > 0, k_x \epsilon_x^{(E)} < 0$ . For H-polarized incident waves  $k_z \epsilon_z^{(H)} > 0, k_x \epsilon_x^{(H)} < 0$ . From Eqs. (9) and (10), if  $\epsilon_x \epsilon_y = \epsilon_z \epsilon_z = C < 0, S_{Tx}^{(E)}$  and  $S_{Tx}^{(H)}$  have the same sign, but  $S_{Tx}^{(E)}$  and  $S_{Tx}^{(H)}$  are always in the opposite sign, i.e.

$$S_P^{(E)} = S_P^{(H)} > 0; \quad S_S^{(E)} = S_S^{(H)} < 0; \quad (21)$$

II: For the case of  $\epsilon_x < 0; \epsilon_y < 0$  and  $\epsilon_z > 0$ , the refraction diagram is plotted in Fig. 3b.

In this case  $k_z \epsilon_z < 0$  and  $k_x \epsilon_x > 0$ , we can get

$$S_P^{(E)} = S_P^{(H)} < 0; \quad S_S^{(E)} = S_S^{(H)} > 0; \quad (22)$$

From Eqs. (21) and (22), one can find the refraction angle of the wave vector and Poynting vector for E-polarized wave are always opposite to those for H-polarized wave. Considering the properties of the quasiisotropic LHM, we conclude that the medium with single-sheeted hyperboloid dispersion relation can not be regarded as quasiisotropic LHM, although E- and H-polarized waves have the same wave-vector surface.

For E - or H - polarized incident waves, anomalous total reflection can be obtained from Eq. (6). The occurrence of refraction require that the incident angle must locate in the branch:

$$\pi/2 < \theta_I < \theta_{IC} \text{ or } \theta_{IC} < \theta_I < \pi/2; \quad (23)$$

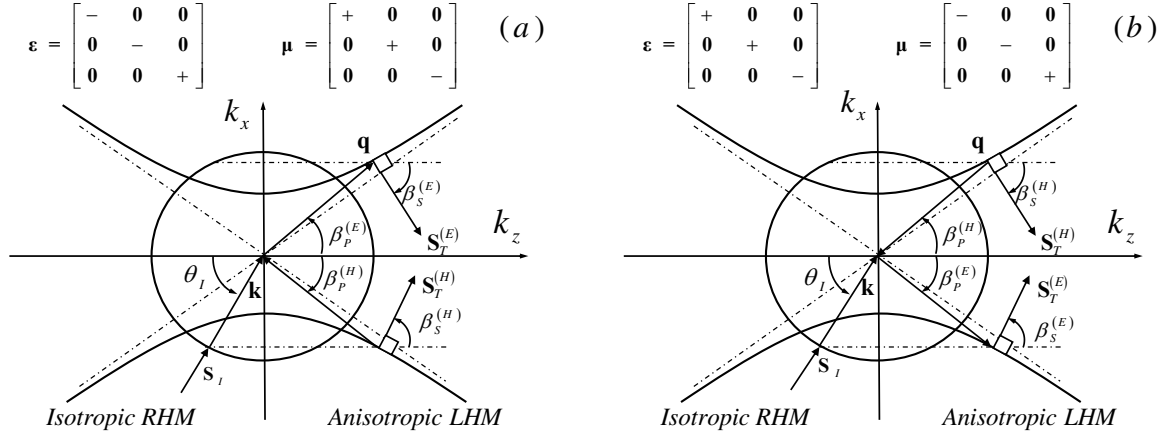


FIG. 2: The circle and single-sheeted hyperbola represent the dispersion relations of isotropic RHM and quasiisotropic LHM, respectively. The refraction angle of the wave vector and Poynting vector for E-polarized wave are always opposite to those for H-polarized wave. The single-sheeted hyperboloid wave-vector surface has two types: (a)  $\beta_P^{(E)} = \beta_P^{(H)} > 0$ ,  $\beta_S^{(E)} = \beta_S^{(H)} < 0$ . (b)  $\beta_P^{(E)} = \beta_P^{(H)} < 0$ ,  $\beta_S^{(E)} = \beta_S^{(H)} > 0$ .

If the incident angle is smaller than the critical angle  $\theta_{IC} < \theta_I < \theta_{IC}$ ,  $q_z$  will be imaginary and the incident waves shall be totally reflected. If  $n_y > n_{I1}$ , the critical angle  $\theta_{IC}$  will be equal to  $\pi/2$ . In this case, the waves shall be totally reflected for any incident angles.

### C. Double-sheeted hyperboloid wave-vector surface

If  $C > 0$  and only two of  $n_i$  have the same sign, for instance  $n_x = n_y > 0$ , the wave-vector surface is a double-sheeted hyperbola. Also this medium has two subtypes:

I: For the case of  $n_x > 0$ ;  $n_y > 0$  and  $n_z < 0$ , the refraction diagram is shown in Fig. 3a. In this case  $k_z > 0$  and  $k_x, k_y < 0$ . From Eqs. (9) and (10), if  $n_x = n_y = n_z = C > 0$  one can find the Poynting vector of E- and H-polarized field will refract in the same direction, i.e.

$$\beta_P^{(E)} = \beta_P^{(H)} > 0; \quad \beta_S^{(E)} = \beta_S^{(H)} < 0: \quad (24)$$

It yields that the refraction of Poynting vector is always negative while the refraction of wave vector is always positive.

II: For the case of  $n_x < 0$ ;  $n_y < 0$  and  $n_z > 0$ , the refraction diagram is shown in Fig. 3b. In



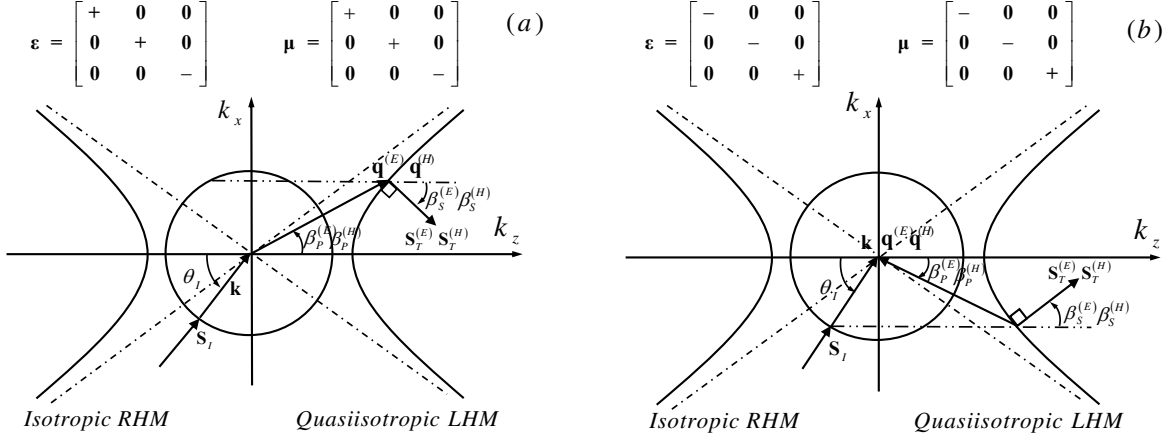


FIG . 3: The circle and double-sheeted hyperbola represent the dispersion relations of isotropic RHM and quasiisotropic LHM , respectively. The wave vector and Poynting vectors of E - and H -polarized waves propagate in the same direction. The double-sheeted hyperboloid wave-vector surface has two types: (a)  $\beta_P^{(E)} = \beta_P^{(H)} > 0$ ,  $\beta_S^{(E)} = \beta_S^{(H)} < 0$ . (b)  $\beta_P^{(E)} = \beta_P^{(H)} < 0$ ,  $\beta_S^{(E)} = \beta_S^{(H)} > 0$ .

this case  $k_z > 0$  and  $k_x < 0$ , one can obtain

$$\beta_P^{(E)} = \beta_P^{(H)} < 0; \quad \beta_S^{(E)} = \beta_S^{(H)} > 0; \quad (25)$$

It yields that the refraction of the wave vector is always negative, while the refraction of Poynting vector is always positive.

From Eqs. (24) and (25), one can find the Poynting vector of E - and H - polarized waves will refract in the same direction. So the medium with double-sheeted hyperboloid wave-vector surface can be regarded as quasiisotropic LHM .

For E - or H -polarized incident waves, the refraction can occur for any incident angle

$$0 < \theta_i < \pi/2 \quad (26)$$

In this case, the anomalous total reflection phenomenon never occurs.

#### IV . CONCLUSION

In conclusion, we have discussed in detail under which condition the anisotropic material can be regarded as quasiisotropic LHM . We have shown that the medium with ellipsoid and double-sheeted hyperboloid dispersion relation can be regarded as quasiisotropic LHM ,

while the medium with single-sheeted hyperboloid dispersion relation can not be regarded as quasiisotropic one. The anomalous negative refraction and total reflection can occur at a planar interface associated with quasiisotropic LHM. We have shown that the properties of waves propagation in quasiisotropic LHM are significantly different from that in isotropic or anisotropic LHM.

#### Acknowledgments

H. Luo is sincerely grateful to Professor W. Hu for many fruitful discussions. This work is supported by projects of the National Natural Science Foundation of China (No. 10125521 and No. 10535010).

- 
- [1] V. G. Veselago, *Sov. Phys. Usp.* **10**, 509 (1968).
  - [2] D. R. Smith, W. J. Padilla, D. C. Vier, S. C. Nemat-Nasser and S. Schultz, *Phys. Rev. Lett.* **84**, 4184 (2000).
  - [3] R. A. Shelby, D. R. Smith, and S. Schultz, *Science* **292**, 77 (2001).
  - [4] C. G. Parazzoli, R. B. Gregor, K. Li, B. E. C. Koltenba, and M. Tanielian, *Phys. Rev. Lett.* **90**, 107401 (2003).
  - [5] A. A. Houck, J. B. Brock, and I. L. Chuang, *Phys. Rev. Lett.* **90**, 137401 (2003).
  - [6] J. B. Pendry, *Phys. Rev. Lett.* **85**, 3966 (2000).
  - [7] N. Garcia and M. Nieto-Vesperinas *Phys. Rev. Lett.* **88** 207403 (2002)
  - [8] P. M. Valanju, R. M. Walser, and A. P. Valanju *Phys. Rev. Lett.* **88**, 187401 (2002).
  - [9] N. Garcia and M. Nieto-Vesperinas *Opt. Lett.* **27**, 885 (2002).
  - [10] J. Pacheco, Jr, T. M. Grzegorzczak, B. I. Wu, Y. Zhang and J. A. Kong, *Phys. Rev. Lett.* **89**, 257401 (2002).
  - [11] M. Notomi, *Phys. Rev. B* **62** 10696 (2000).
  - [12] C. Luo, S. G. Johnson, J. D. Joannopoulos, and J. B. Pendry, *Phys. Rev. B* **65** 201104(R) (2002).
  - [13] I. V. Lindell, S. A. Tretyakov, K. I. Nikoskinen, and S. Ilvonen, *Microw. Opt. Technol. Lett.* **31**, 129 (2001).
  - [14] L. B. Hu, S. T. Chui, *Phys. Rev. B* **66**, 085108 (2002).

- [15] D . R . Sm ith and D . Schurig, *Phys.Rev.Lett.* 90, 077405 (2003).
- [16] N . H . Shen, Q . W ang, J . Chen, Y . X . Fan, J . D ing, H . T . W ang, Y . T ian, and N . B . M ing, *Phys.Rev.B* 72, 153104 (2005).