

# How much laser power can propagate through fusion plasma?

Pavel M. Lushnikov<sup>1,2,3</sup> & Harvey A. Rose<sup>3</sup>

<sup>1</sup>*Landau Institute for Theoretical Physics, Kosygin St. 2, Moscow, 119334, Russia*

<sup>2</sup>*Department of Mathematics, University of Notre Dame, Indiana 46556, USA*

<sup>3</sup>*Los Alamos National Laboratory, MS-B213, Los Alamos, New Mexico, 87545, USA*

**Propagation of intense laser beams in plasma raises outstanding technological and scientific issues. These issues are closely tied with inertial confinement fusion (ICF)<sup>1,2,3,4</sup>, which requires precise beam control in order to maintain symmetry of spherical target implosion, and so achieve the compression and heating necessary to ignite the fusion reaction. The National Ignition Facility (NIF), where ICF will be attempted, is now under construction. While most engineering features of NIF are now fixed, there are still crucial choices to be made<sup>4</sup> in target designs. Control of intense beam propagation may be ruined by laser beam self-focusing, when a beam digs a cavity in plasma, trapping itself, leading to higher beam intensity, a deeper cavity, and so on. Previously, we have found<sup>5</sup>, contrary to common expectation<sup>4</sup>, that self-focusing *may not* be controlled solely by manipulation of the beam's temporal coherence. Instead, we found that this control depends on a single parameter that includes plasma acoustic wave damping. The primary result of this letter is the identification of the maximum laser beam power that can propagate through fusion plasma without significant self-focusing. We find excellent agreement with recent experimental data<sup>6</sup>, and suggest a way to increase that maximum by appropriate choice of plasma composition that affects damping and thermal transport, with implication for NIF designs.**

Self-focusing occurs when an intense laser beam propagates through a wide range of optical media<sup>7</sup>, and has been the subject of research for more than forty years, since the advent of lasers<sup>8</sup>. In laser fusion the intensity of laser beams is so large that self-focusing in plasma can cause disintegration of a laser beam into many small beams, leading to rapid change in beam angular divergence  $\Delta\theta$ , called beam spray. Significant beam spray is absolutely unacceptable for attaining fusion which requires precise laser beam control<sup>4</sup>. It was commonly assumed that the main source of beam spray in fusion plasma is the self-focusing in local maxima of laser intensity (hot spots) which are randomly distributed throughout the plasma<sup>4</sup>. Hot spot self-focusing can be controlled by reducing beam correlation time,  $T_c$ . However we show in this Letter that the main limitation of maximum beam power, which can propagate in plasma without significant beam spray, is determined by collective instability which couples the beam to an ion acoustic wave. We call this instability *collective* forward stimulated Brillouin scatter (CFSBS) because it does not depend on the dynamics of isolated hot spots, but rather the intensity fluctuations as temporally smoothed (averaged) by ion inertia. We show below that this collective instability is consistent with the first experimental observation of the beam spray onset<sup>6</sup> while hot spot self-focusing is not.

There are two self-focusing mechanisms in plasma: ponderomotive and thermal. Historically, ponderomotive self-focusing was studied first. The ponderomotive mechanism results from averaging over fast electron oscillations in the laser electromagnetic field, at frequency  $\omega_0$ . Averaging induces an effective electrostatic potential proportional to the local laser intensity, which in turn adds to the usual fluid pressure term in hydrodynamical equations<sup>9</sup>. The thermal mechanism results from the transport of electron temperature fluctuations  $\delta T_e$ .

Ponderomotive self-focusing in three dimensions (3D) is quite different than in two dimensions (2D). (Here one dimension is the direction of propagation of laser beam with one/two transverse dimensions in 2D/3D, respectively). In 2D, self-focusing often results in propagation of optical pulses (called solitons<sup>10</sup>) without change of their shape over large distances. In 3D, self-focusing often leads to dramatic intensity amplification with propagation distance. Indeed, self-focusing of light, as described by the nonlinear Schrödinger equation, results in formation of a point singularity after finite distance of light propagation<sup>11,12</sup>. A finite amount of optical power is drawn into this point, usually referred to as beam collapse. Near singularity, the nonlinear Schrödinger equation loses its applicability because of finite density depletion effects and instead of singularity, light scatters in a wide range of angles, causing loss of precise irradiation symmetry necessary for fusion. For application to fusion, only the 3D regime is relevant, and only this regime is considered in this letter. Note that in some regimes other, high frequency instabilities, such as stimulated Raman scatter can also arrest catastrophic collapse (see e.g. Ref.<sup>13</sup>) but they are not considered here.

Beam collapse occurs if the laser beam power,  $P$ , exceeds a critical value<sup>12</sup>,  $P_c \propto T_e/n_e$ .  $T_e$  and  $n_e$  are the electron temperature and density, respectively. For NIF parameters ( $n_e \approx 10^{21}/\text{cm}^3$ ,  $T_e \approx 5\text{keV}$ ,  $\omega_0 \approx 5 \times 10^{15}\text{sec}^{-1}$ )  $P_c \approx 1.6 \times 10^9$  Watts. This power evaluation is based on Ref.<sup>12</sup>, in contrast to threshold given by Max<sup>14</sup>, which is roughly half as large. The former may be dynamically realized (see Eq. (107) of Ref.<sup>15</sup>) from non-equilibrium initial conditions, appropriate to initiation by hot spots, while the latter is strictly an equilibrium property, and hence not useful for quantitative beam propagation prediction.

The energy required for inertial confinement fusion is so large that the power in each of NIF's 48 beam quads<sup>4</sup> exceeds  $P_c$  by several orders of magnitude: the power of each NIF beam is approximately  $8 \times 10^{12}$  Watts, or about  $5 \times 10^3$  critical power. This

difficulty is alleviated by the Random Phase Plate (RPP)<sup>16</sup> which splits the laser beam into many (tens of thousands) small beams with random phases, which are then optically focused into plasma (see Figure 2 in Ref. <sup>2</sup>). As a result the total laser beam electric field amplitude,  $E$ , is well approximated in vacuum as an anisotropic random Gaussian field, with correlation length  $l_c$  perpendicular to the beam propagation direction, much smaller than the parallel correlation length. The laser intensity,  $I \propto |E|^2$ , forms a speckle field – a random in space distribution of intensity (see Figure 1).

First consider the regime where laser beam time dependence is negligible. If the average intensity,  $\langle I \rangle$ , is small, then collapse events occur only in speckles (also referred to as hot spots) with  $I \gg \langle I \rangle$ , so that its power,  $P \sim l_c^2 I$ , exceeds  $P_c$ . The width of these intense speckles,  $l_c$ , is much smaller than the beam diameter and is determined by the laser optic system:  $l_c = F \lambda_0$ , where  $\lambda_0$  is the laser wavelength in vacuum and  $F$  is the optic  $f$  – number (the ratio of the focal length of the lens divided by the lens diameter). Since there is always finite probability of obtaining such collapsing speckles in the random Gaussian field model, the beam angular divergence,  $\Delta\theta$ , increases with each collapse event.  $\Delta\theta$  in vacuum is given by  $\Delta\theta = 1/F$ , for  $F^2 \gg 1$ . If the probability of speckle collapse is small, then the beam will keep its initial form. But if laser power is so large that power of many hot spots exceeds  $P_c$  then the beam will disintegrate into many small beams, leading to rapid change in  $\Delta\theta$ , (beam spray). Figure 2 shows examples of both regime of strong and negligible beam spray.

An important measure of beam spray in this time independent regime is the fraction,  $P_{\text{scattered}}$ , of beam power,  $P_{\text{beam}}$ , in speckles which self-focus as the beam

propagates, estimated as follows. NIF optic is approximately square, and hence a speckle area is  $F^2 \lambda_0^2$ , implying a critical intensity for speckle self-focusing,  $I_c = P_c / (F \lambda_0)^2 \approx 2 \times 10^{16} \text{ W/cm}^2$ . The a priori probability distribution of speckle intensities implies (see Eq. (21) of Ref.<sup>17</sup>) that  $P_{\text{beam}}^{-1} dP_{\text{scattered}}/dz$ , for NIF parameters, is 0.0002/cm for average beam intensity,  $\langle I \rangle = 10^{15} \text{ W/cm}^2$  and 0.8/cm for  $\langle I \rangle = 2 \times 10^{15} \text{ W/cm}^2$ . If Max's lower value of  $P_c$  were used, order unity of the total beam power would have been predicted to scatter over a typical NIF plasma length of 1 cm, even at the lower intensity since  $dP_{\text{scattered}}/dz$  is exponentially sensitive to the parameter,  $\alpha$ , with  $dP_{\text{scattered}}/dz \propto \exp(-\alpha)$ , and  $\alpha = I_c / \langle I \rangle$ . For NIF parameters,  $\alpha \gg 1$ .

Clearly beam spray due to speckle self-focusing could be a problem at the higher intensity. This is alleviated by temporal beam smoothing techniques<sup>18,19</sup> which induce finite speckle coherence time,  $T_c$ : the intensity distribution of light intensity inside plasma is given by a speckle field at each moment of time as in Figure 1 but location of hot spots changes in a random manner with a typical time  $T_c$ .

Inertia weakens the plasma density response: if  $T_c$  is less than the duration of a particular self-focusing event,  $\approx \pi l_c / c_s \sqrt{P/P_c}$ , (this estimate is accurate for  $P/P_c \gtrsim 2.5$ , see Ref.<sup>15</sup>) then this self-focusing event will be suppressed. This suppression effect is significant if  $T_c \lesssim l_c / c_s$ , i.e.,  $T_c$  must be smaller than the time it takes for a sound wave to cross a speckle width ( $\sim 4 \text{ ps}$  for NIF parameters). Here  $c_s$  is the ion-acoustic wave speed. (This is in contrast to the case of almost instantaneous response of optical Kerr nonlinearity which is typical for solids<sup>7</sup>). As  $T_c$  decreases, a smaller fraction of the beam power participates in collapse events, controlled by the parameter  $\alpha(l_c / c_s T_c)^2$ , instead of  $\alpha$ , for time independent self-focusing. This has led to the common assumption<sup>4</sup> that if the total power participating in independent collapse events is made arbitrarily small by reducing  $T_c$ , then beam spray could be reduced to any desired level.

However, we have found<sup>5</sup> that even for very small  $T_c$ , self-focusing can lead to strong beam spray. Now, self-focusing results from a collective instability, CFSBS, which couples the beam to ion acoustic waves that propagate transversely to the direction of laser beam propagation. As  $l_c$  increases, the well-known dispersion relation of forward stimulated Brillouin scattering<sup>20</sup> is recovered for coherent laser beam. We predict that this instability does not depend on  $T_c$  for  $c_s T_c \lesssim l_c$ . Recent experiments at the Omega laser facility<sup>6</sup> are in excellent agreement with that prediction: It was found that reducing  $T_c$  from 3.4ps (for which  $c_s T_c \approx l_c$ ) to 1.7ps did not cause a further reduction of beam spray at  $\langle I \rangle = 5 \times 10^{14} \text{ W/cm}^2$ . Note that the seed for CFSBS, provided by fluctuating speckles, is much larger than thermal.

Quantitative comparison with this data requires extension of our previous work to allow transport of fluctuations,  $\delta T_e$ , in electron temperature. In that case the second mechanism of self-focusing – thermal self-focusing comes into play. Intensity fluctuations are a source of  $\delta T_e$ <sup>9</sup>, whose transport departs significantly from Fourier's law,  $\delta T_e \propto 1/\kappa_{\text{SH}} k^2$ .  $\kappa_{\text{SH}}$  is the classical Spitzer-Härm<sup>21</sup>, thermal conductivity coefficient in plasma. Since  $l_c$  is *not* small compared to the electron ion mean free path,  $\lambda_{ei}$ , thermal transport becomes nonlocal, and  $\kappa_{\text{SH}}$  is effectively reduced<sup>22,23</sup>, by an amount  $\sim 1/(k\lambda_{ei}\sqrt{Z^*})^{4/3}$  (accurate for  $Z^* > 5$ , general expression is given in Ref.<sup>24</sup>), when applied to a fluctuation at speckle wavenumbers,  $k = O(1/l_c)$ .

$Z^* = \sum_i n_i Z_i^2 / \sum_i n_i Z_i$  is the effective plasma ionization number,  $n_i$  and  $Z_i$  are the number density and the ionization number (number of ionized electrons per atom) of  $i$ -th ion species of plasma, respectively. This reduction of  $\kappa_{\text{SH}}$  is substantial for experiment of Ref.<sup>6</sup>, implying much larger  $\delta T_e$  than classical transport<sup>24</sup>. Importance of the thermal contribution to self-focusing at the speckle scale was first realized by Epperlein<sup>22,24</sup>, on the basis of Fokker-Planck simulations, and later analytically

derived<sup>23</sup> and verified experimentally<sup>25</sup>. It was recently realized<sup>26,27</sup> that Epperlein's result<sup>22,24</sup> is correct provided the acoustic frequency  $c_s/l_c$  is smaller than the electron-ion collision frequency  $v_e/\lambda_{ei}$ .

For NIF designs,  $Z^*$  is highly variable depending on details of plasma composition. Laser beam may pass through, *e.g.*, He, Be, CH, SiO<sub>2</sub> and Au plasma, allowing a wide range of  $Z^*$ . When  $Z^*$  is small, thermal effects are small, and our previous ponderomotive theory<sup>5</sup> applies. In this case, the linear stage of the collective instability depends only on one parameter - dimensionless intensity<sup>5</sup>,

$$\tilde{I} = \frac{F^2}{\nu} \frac{n_e}{n_c} \left\langle \left( \frac{v_{\text{osc}}}{v_e} \right)^2 \right\rangle \propto \frac{1}{\alpha \nu_{ia}}. \text{ Here } n_c = m_e \omega_0^2 / 4\pi e^2 \text{ is the critical electron density, } m_e$$

is the electron mass,  $e$  is the electron charge,  $v_{\text{osc}} = eE/m_e \omega_0$  is the electron's fast oscillation speed,  $v_e$  is the electron thermal speed,  $v_e = \sqrt{k_B T_e / m_e}$ ,  $k_B$  is the Boltzmann constant, and  $\nu_{ia}$  is the ion acoustic wave amplitude damping rate normalized to the ion acoustic frequency. Note that the standard figure of merit for self-focusing,  $1/\alpha$ , is smaller by the factor  $\nu_{ia}$  (see Ref. <sup>4</sup>).

According to our theory of CFSBS, the unstable fluctuations of beam intensity grow as  $\exp(\lambda z)$  with distance. When  $\lambda$  is non-dimensionalized,  $\tilde{\lambda} = l_c^2 k_0 \lambda$ , it only depends on  $\tilde{I}$ .  $\lambda^{-1}$ , should be compared with the basic correlation length in  $z$  direction, known as the speckle length,  $l_{\text{speckle}} \approx 7F^2 \lambda_0$ . The value  $\tilde{\lambda} = 0.1$ , at which  $\lambda \approx l_{\text{speckle}}$ , marks regime transition. In the first, weak regime, with  $\tilde{\lambda} \ll 0.1$ , there is little gain over a speckle length. It follows that only small changes in correlations develop over a speckle length, in particular, there is little change in  $\Delta\theta$ . Changes over different speckles are uncorrelated, leading to a quasi-equilibrium (see Figure 3 of Ref. <sup>5</sup>). As  $\tilde{\lambda}$  crosses the value 0.1 (corresponding to  $\tilde{I} \approx 2$  in ponderomotive case), a second, non-equilibrium regime, is entered, and beam properties change rapidly with  $z$ . In particular,  $\Delta\theta$  changes rapidly, *i.e.*, there is beam spray. This is shown in Figure 3. Compared

with Figure 6 of Ref. <sup>5</sup>, there has been an important change of independent variable, from  $\tilde{I}$  to  $\tilde{\lambda}$ , which allows a unified presentation of both ponderomotive and thermal cases.

Thus analysis of  $\tilde{\lambda}$  results in our second and main conclusion of our CFSBS theory: prediction of the onset of beam spray, and hence a prediction of fundamental limit on power propagation. Here we present comparison of this prediction with <sup>6</sup>, the first experimental measurement of beam spray onset (see Figure 4). From <sup>6,28,29</sup>, we find that  $0.14 < n_e / n_c < 0.25$ ,  $T_e \sim 2\text{keV}$ ,  $F=6.7$ ,  $\omega_0 \approx 3.6 \times 10^{15} \text{sec}^{-1}$ , and  $Z^*=6.4$  at upper range of densities. For a nominal electron density of  $n_e = 0.2n_c$ , the 0.1 contour (color online) of  $\tilde{\lambda}$  is shown in Figure 5a, implying  $\tilde{I} \approx 0.65$  at regime transition. The lowest intensity,  $1.5 \times 10^{14} \text{W/cm}^2$ , at which scatter was observed<sup>6</sup>, corresponds to  $\tilde{I} \approx 1.05$ , with Landau damping  $\nu_{ia} = 0.06$  for the plasma composition at this density. The major uncertainty in comparing this data with theory is due to plasma density inhomogeneity, e.g., if  $n_e = 0.14n_c$  (which corresponds to plasma density plateau in Figure 3 of Ref. <sup>6</sup>) with other parameters the same, then theory predicts  $\tilde{I} \approx 0.73$  and experiments gives  $\tilde{I} \approx 0.82$ . In contrast, prediction based on speckle collapses, gives that even at the maximum density of  $n_e/n_c = 0.25$ ,  $P_{\text{beam}}^{-1} dP_{\text{scattered}}/dz = 0.23\text{cm}^{-1}$ , the scattered power fraction,  $P_{\text{scattered}}/P_{\text{beam}}$ , is only 0.5% after 200 $\mu\text{m}$  of propagation through the high-density region of the plasma. This is much less than the observed<sup>6</sup> 10%. Therefore, beam spray due to CFSBS is consistent with the data while beam spray due to speckle collapse is not.

In conclusion, our theory is in excellent agreement with experiment: transition to the beam spray regime was recognized as a collective phenomenon, and insensitivity of beam spray to changes in correlation time was predicted. Our theory permits predictions



for beam control at NIF that may be easily implemented since thermal self-focusing can be manipulated experimentally in two ways. First, by changing  $Z^*$  through change of plasma composition. For example, addition of 1% of Xenon (high  $Z$  dopant) to low  $Z$  plasma (50% of He and 50% of H) would increase  $Z^*$  from 1.7 to 15.5 without significant change in  $\nu_{ia}$ . Note that high  $Z$  dopant has been observed to dramatically reduce backscatter<sup>30</sup>, which is another concern for laser fusion<sup>4</sup>. Second, by adding low  $Z$  dopant to a high  $Z$  plasma, e.g., adding He to SiO<sub>2</sub>, in order to increase  $\nu_{ia}$  at almost constant  $Z^*$ . Figure 5b shows dependence of laser intensity (indicated by colors) at predicted onset of beam spray regime on  $Z^*$  and  $\nu_{ia}$  for NIF parameters. It is seen that maximal allowable intensity occurs for small  $Z^*$  and large  $\nu_{ia}$ . We propose Figure 5b as direct guide for choice of NIF designs to attain maximum power of laser beam, which may propagate without significant beam spray.

## References

1. McCrory, R.L. *et. al.* Laser-driven implosion of thermonuclear fuel to 20 to 40 g cm<sup>-3</sup>. Nature **335**, 225 (1988).
2. Still, C. H. *et al.*, Filamentation and forward Brillouin scatter of entire smoothed and aberrated laser beams. Physics of Plasmas, **7**, 2023 (2000).
3. Miller, G. H., Moses, E. I. & Wuest, C. R. The National Ignition Facility: enabling fusion ignition for the 21st century. Nucl. Fusion **44**, S228–S238 (2004).
4. Lindl, J. D. *et. al.* The physics basis for ignition using indirect-drive targets on the National Ignition Facility. Phys. Plasmas **11**, 339 (2004).
5. Lushnikov, P. M. and Rose, H.A., Instability versus equilibrium propagation of laser beam in plasma. Phys. Rev. Lett. **92**, 255003 (2004).

6. Niemann, C. *et. al.* Intensity limits for propagation of 0.527 mm laser beams through large-scale-length plasmas for inertial confinement fusion. *Phys. Rev. Lett.* **94**, 085005 (2005).
7. Boyd, R.W. *Nonlinear Optics* (Academic Press, San Diego, 2002).
8. Sulem, C. and Sulem, P.L. *Nonlinear Schroedinger Equations: Self-Focusing and Wave Collapse* (Springer, 1999).
9. Kruer, W.L. *The physics of laser plasma interactions*. Addison-Wesley, New York, 1990).
10. Zakharov, V.E. and Shabat, A.B. Exact theory of two-dimensional self-focusing and one-dimensional self-modulation of waves in nonlinear media. *Zh. Eksp. Teor. Fiz.*, **61**, 118 (1971) [*Sov. Phys. JETP*, **34**, 62 (1972)].
11. Chiao, R. Y., Garmire, E. and Townes, C. H. Self-trapping of optical beams. *Phys. Rev. Lett.* **13**, 479 (1964).
12. Talanov, V. I. Self focusing of wave beams in nonlinear media. *JETP Letters* **2**, 138 (1965).
13. Rose, H. A. and DuBois, D.F. Laser hot-spot and the breakdown of linear instability theory with application to stimulated Brillouin scattering. *Phys. Rev. Lett.* **72**, 2883–2886 (1994).
14. Max, C. E. Strong self-focusing due to the pondermotive force in plasmas. *Phys. Fluids* **19**, 74 (1976).
15. Rose, H. A. and DuBois, D. F. Initial development of pondermotive filaments in plasma from intense hot spots produced by a random phase plate. *Phys. Fluids B* **5**, 3337 (1993).

16. Kato, Y. and Mima, K. Random phase-shifting of laser-beam for absorption profile smoothing and instability suppression in laser-produced plasmas. *Appl. Phys. B* **29**, 186 (1982).
17. Garnier, J. Statistics of the hot spots of smoothed beams produced by random phase plates revisited. *Phys. Plasmas*, **6**, 1601 (1999). Eq. (21).
18. Lehmberg, R. H. and Obenschain, S. P. Use of induced special incoherence for uniform illumination of laser-fusion targets. *Opt. Commun.* **46**, 27 (1983).
19. Skupsky, S. *et. al.* Improved laser-beam uniformity using the angular dispersion of frequency-modulated light. *J. Appl. Phys.* **66**, 3456 (1989).
20. Schmitt, A. J. and Afeyan, B. B. Time-dependent filamentation and stimulated Brillouin forward scattering in inertial confinement fusion plasmas. *Phys. Plasmas* **5**, 503 (1998).
21. Spitzer, L. Jr. and Härm R. Transport Phenomena in a Completely Ionized Gas. *Phys. Rev.* **89**, 977 (1953).
22. Epperlein, E. M. Kinetic theory of laser filamentation in plasmas. *Phys. Rev. Lett.* **65**, 2145 (1990).
23. Maximov, A.V. and Silin, V.P. On the filament instability theory in a collisional plasma. *Zh. Eksp. Teor. Fiz.*, **103**, 73 (1993) [*Sov. Phys. JETP*, **76**, 39 (1993)].
24. Epperlein, E. M. and Short, R.W. Generalized electron fluid equation in the presence of laser irradiation. *Phys. Plasmas*. **1**, 3003 (1994).
25. Montgomery, D. S., Johnson, R. P., Rose, H. A. , Cobble, J. A. and Fernandez, J. C. Flow-induced beam steering in a single laser hot spot. *Phys. Rev. Lett.* **84**, 678 (2000).
26. Brantov, A.V. *et. al.*, Kinetic Susceptibility and Transport Theory of Collisional Plasmas. *Phys. Rev. Lett.* **93**, 125002 (2004).

27. Berger, R.L., Valeo, E.J. and Brunner, S. The transition from thermally driven to ponderomotively driven stimulated Brillouin scattering and filamentation of light in plasma. *Phys. Plasmas* **12**, 062508 (2005).
28. We thank Niemann, C. for communicating to us the detailed plasma composition.
29. Determined by simulation, results provided by Meezan, N.B., private comm. (2005).
30. Suter, L.J. *et. al.*, Prospects for high-gain, high yield National Ignition Facility targets driven by 2 omega (green) light. *Phys. Plasmas*, **11**, 2738 (2004).

**Acknowledgements** We thank Berger, R.L. for attracting our attention to Refs.<sup>26,27</sup> and pointing out that seed for CFSBS provided by the fluctuating speckles is much larger than thermal. We thank Rozmus, W. for pointing out the limitation of Epperlein's model<sup>22,24</sup> to  $c_s / l_c < v_e / \lambda_{ei}$ . Support was provided by the Department of Energy, under contract W-7405-ENG-36.

**Competing Interests statement** The authors declare that they have no competing financial interests.

**Correspondence** and requests for materials should be addressed to H.R. ([har@lanl.gov](mailto:har@lanl.gov)).

## Figure legends.

**Figure 1.** Two dimensional slice of light intensity fluctuations inside plasma. These random fluctuations ("speckles"), are highly anisotropic, with correlation or speckle length along the beam propagation, "z", direction about  $7F^2\lambda_0$ .

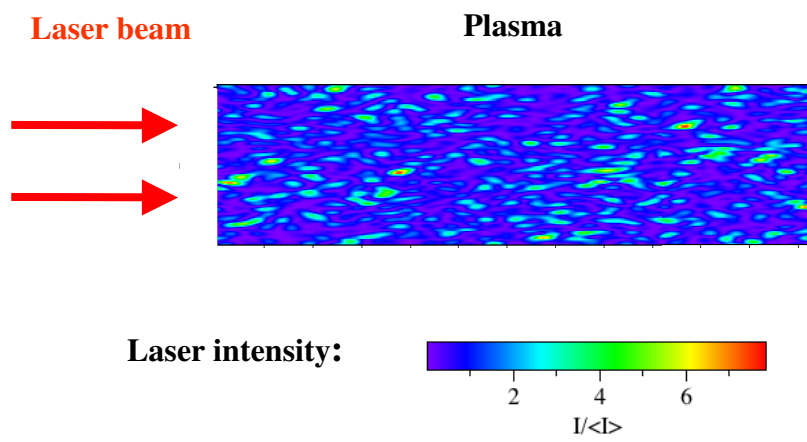
**Figure 2.** Regimes of laser propagations in plasma. Laser propagates from bottom of figure upward. (a) Beam spray regime. Beam disintegrates into many

small beams. (b) Negligible beam spray regime. This regime is necessary for attaining fusion (from Ref. <sup>2</sup> with permission).


**Figure 3.** Dependence of beam spray rate obtained from simulations as a function of (a) dimensionless growth rate  $\tilde{\lambda}$  and (b) dimensionless intensity  $\tilde{I}$ . Red curves correspond to ponderomotive self-focusing ( $Z^* = 0$ ) and black curves ( $Z^* = 15$ ) correspond to case where both ponderomotive and thermal self-focusing are essential. Both red and black curves collapse to the single curve in (a) which indicated that  $\tilde{\lambda}$  is a much better parameter for onset of beam spray, compared with  $\tilde{I}$ .

**Figure 4.** Experimental images of cross section of time averaged laser beam intensity after propagation through plasma. (a) Onset of beam spray regime at  $5 \times 10^{14} \text{W/cm}^2$ . (b) Negligible beam spray regime achieved by lowering intensity. Dashed circles correspond to  $F=6.7$  beam width for propagation in vacuum. Reproduced from<sup>6</sup> with permission.

**Figure 5.** (a) Solid curve separates predicted beam spray regime,  $\tilde{\lambda} > 0.1$  (from green to red colours), from negligible beam spray regime  $\tilde{\lambda} < 0.1$ , (from blue to purple colours). Different colours denote values of  $\tilde{\lambda}$ , with red corresponding to the value 0.3 and above. Magenta square denotes experimentally measured (Ref.<sup>6</sup>) beam spray onset, assuming  $\nu_{ia} = 0.06$  and black circle is the theoretical prediction for  $\nu_{ia} = 0.06$ . (b) Predicted onset of beam spray regime (i.e. for  $\tilde{\lambda} = 0.1$ ) as a function of  $Z^*$  and  $\nu$  for NIF plasma with  $T_e \sim 5 \text{keV}$ ,  $F=8$ ,  $n_e/n_c = 0.1$ ,  $\omega_0 \approx 5.4 \times 10^{15} \text{sec}^{-1}$ . Colours show laser intensity, in units of  $10^{15} \text{W/cm}^2$ . Intensity is at maximum for small  $Z^*$  and large  $\nu_{ia}$ . We assume  $Z^* > 4$  to make sure that condition  $c_s/l_c < v_e/\lambda_{ei}$  is true.



**Figure 1**



**Figure 2**

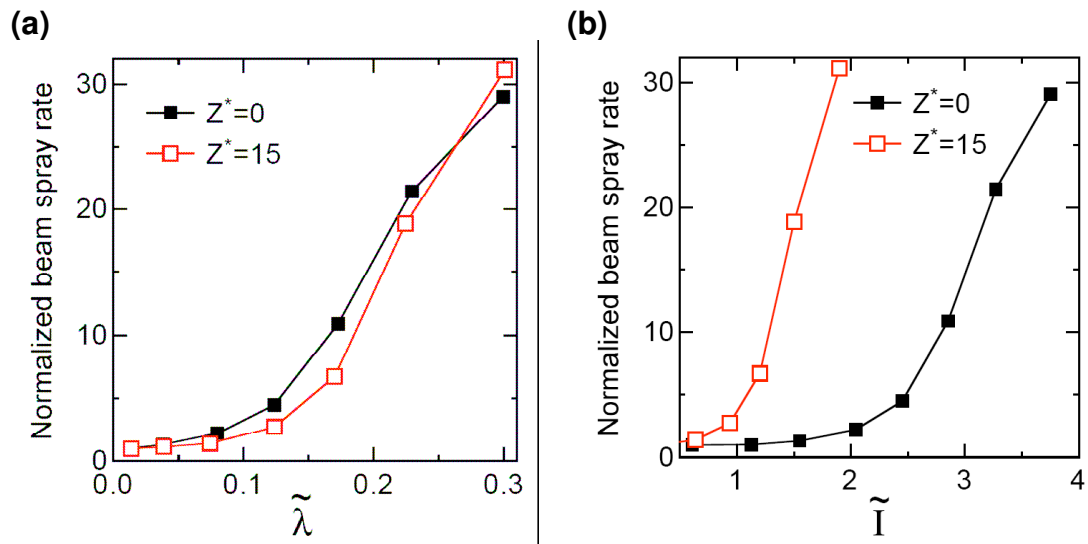
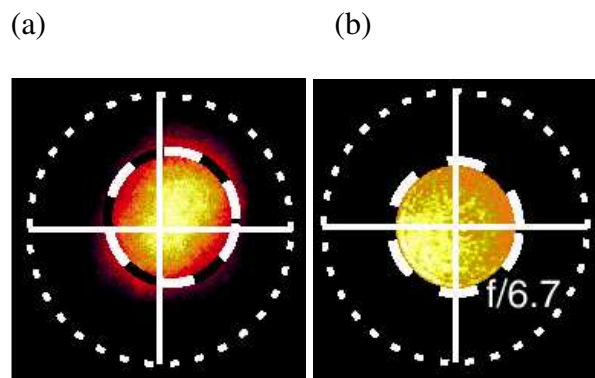


Figure 3



**Figure 4**



