

GAMOW'S BICYCLE: THE APPEARANCE OF BODIES AT RELATIVISTIC SPEEDS AND APPARENT SUPERLUMINAL VELOCITIES

ANDRZEJ NOWOJEWSKI

ABSTRACT. A human creates an image basing on the information delivered by photons that arrived at his retina simultaneously. Due to finite and constant velocity of light these photons left the moving body at different times, since not all points of the body are equidistant. In other words its image represents the body as it was in several different times i.e. it is distorted and does not correspond to its real appearance. The useful experimental arrangement is set and then used to derive the general expression that transforms two-dimensional stationary shapes to their apparent forms, which could be photographed once they are set in motion. It is then used to simulate the so-called Gamow's bicycle combined out of circles and straight lines. The simulation outlines two important aspects of bike's motion: apparent distance of two points and apparent velocity which are then discussed thoroughly. It is found that the approaching body is elongated and its apparent speed is greater than its real one (under certain conditions can exceed the speed of light), whereas the receding one is contracted (but not in a matter of Lorentz contraction) with the speed smaller than the real one. Both the apparent length and speed tends to a certain limit when time tends to $\pm\infty$. The change of both parameters takes place in the vicinity of the nearest approach to the observer and is more rapid when the velocity greater and the distance is smaller. When the moving vertical rod is seen at right angle, its total apparent length is Lorentz contracted, however its interior is still distorted. At the same conditions apparent velocity of a point equals its real one. Finally it is proven that not only the apparent geometrical shape changes as the body moves but also its color according to Doppler shift.

1. INTRODUCTION

Once the revolutionary Einstein's Theory of Relativity was understood, science educators began publishing books and articles that gave an average person the chance to comprehend these new ideas. One of such books, George Gamow's "Mr. Thompkins in the Wonderland"^[1], became a bestseller. The main character visits a city where the speed of light just slightly exceeds the velocity of a bicycle. As he sees an approaching cyclist, two most controversial (to a non-physicist) effects of Special Relativity - length contraction and time dilatation - are displayed to the shocked traveller. But is it really the picture Mr. Thompkins would see? Gamow in his considerations has not taken into account the fact that Mr. Thompkins perceives the bicycle thanks to individual photons, which travel with finite velocity. In this paper we develop a method of simulating the appearance of moving, two-dimensional objects, present the results in the example of Gamow's bicycle and provide their detailed discussion. Some outcomes of this paper have already been published^[2].

Mr. Thompkins's brain creates an image of a moving bicycle basing on information that was delivered by photons, which arrived on his retina at the same time. This, however does not mean that these photons were emitted by the bicycle at one instant too. We have to remember that light travels at a finite velocity of c , which according to special theory of relativity is constant for all observers. Accordingly, photons emitted from rear light of approaching bicycle will reach Mr. Thompkins later than photons from front light. If photons from both lights reach the observer simultaneously, the light from the rear lamp must have been emitted earlier. That is why the image will appear distorted and elongated, since the bike was further away at earlier times (we will call the phenomenon by the name of *retardation effects*). An analogous situation occurs in astronomy. We can observe celestial bodies as they were $3 \cdot 10^6$ years ago (e.g. M32 Galaxy of Andromeda) and 5000 years ago (e.g. M1 Crab Nebula) at the same time. The closer the object is, the more recent image we receive: M32 is $3 \cdot 10^6$ light years whilst M1 is only 5000 light years away. It is a result of finite velocity of propagation of light and information. We do not experience such phenomena in our every day life because it only becomes apparent in extreme situations: either when we deal with great distances (e.g. astronomy) or great velocities (e.g. Gamow's bicycle).

Gamow's book presents either unintentionally or deliberately (in order to simplify complex matters of Einstein's theory of relativity) incorrect statements concerning the visual appearance of bodies in motion. In fact, it only represents the popular conviction of physicists that Lorentz contraction could be visually observed. Even Lorentz and Einstein themselves suggested this statement to be true^[3]. The first attempt to contradict the general belief was made by Lampa in 1924^[4]. Unfortunately it was overlooked by the international community and it was not until Terrell in 1959^[3] when heated discussion arouse on the topic, both in professional journals as well as popular-science magazines^{[5][6]}. Terrell showed that Lorentz contraction cannot be observed visually and rapidly moving, distant or small (i.e. subtending small solid angles) bodies will instead appear rotated. It was not long before many more independent investigations of the phenomenon were launched. Analysis of a moving sphere showed that it appears to be rotated and its circumference will always (regardless of the distance or its radius) be circular^{[7][8]}. Analogous results were obtained for the case of a moving cube^[9]. It was later on discovered that the interpretation of the results and some conclusions in early publications were inaccurate. The most comprehensive revision of the effect was done by Mathews and Lakshmanan^[10]. It was shown that understanding the retardation effects as an apparent rotation could lead to a common belief that moving bodies are in fact rotated, which results in a number of absurdities in the so-called "train paradox"^[11]. Apparent rotation is grossly misleading: change in apparent volumes and distortion of cross sections of moving bodies could not be explained by a simple rotation but by a combination of shears, extensions or contractions parallel to the direction of motion (under certain conditions a sphere may even appear to be concave^[12]). Finally Scott and Viner^[13] pointed out correctly that under particular conditions Lorentz contraction could be observed directly. Unfortunately by the time these errors were corrected, several textbooks on special relativity^{[14][15]} as well as instructional articles^[16] were published with these mistakes. Fortunately more recent papers^[17] seem to recognize the source of the problems. In the meantime, considerations of the apparent, geometrical shape of moving bodies were supplemented

by calculations of light intensity and spectra changes^{[18][19][20]} that resulted in more complete description of the retardation effects.

In this paper we will derive an expression that transforms two-dimensional, stationary objects into shapes that could be observed while these bodies are at motion. We present how the operation works in the example of Gamow's bicycle, which is then thoroughly analyzed under two main aspects (its apparent speed and the apparent distance of two arbitrarily chosen points). We will use conventional notation: Lorentz factor: $\gamma = 1/\sqrt{1 - (v/c)^2}$ and $\beta = v/c$. For the sake of simplicity, we assume in all simulations that $c = 1$. All figures and simulations were created with the programme *Mathematica 4.1*.

2. FINITE VELOCITY OF PHOTONS

Let us consider two cartesian frames of reference S' and S , moving relative to each other at the speed of v , parallel to x and x' axes in the positive direction of x -axis. The origins of both systems and all axes (x, y, z) coincide at $t = t' = 0$. For the purpose of this paper we shall only consider two-dimensional figures stationary in S' and satisfying the equations $F(x, y) = 0$, $z = d$ in S' . According to special theory of relativity F will be contracted in S :

$$(2.1) \quad F(\gamma(x - \beta ct), y) = 0$$

The picture below illustrates how the Gamow's bicycle really looks like in S and S' .




FIGURE 1. A picture showing Gamow's bicycle at rest (left) and a contracted bicycle, moving with the velocity $\beta = 0.8$ (right).

Before we proceed in deriving the transformation let us think about choosing an appropriate type of observation. The choice of an observer was generally not discussed by the researchers with few exceptions^[9]. At first thought it may not be obvious that Mr. Thompkins or, in general, a human with a naked eye are not ideal observers for such considerations. An image created in a brain is a projection on a plane that is inclined at some angle to the x -axis in system S , because one usually turns one's head towards the moving object during the process of observation. The choice of the angle of inclination is not as easy as it may appear in case of rapidly moving objects, since they become distorted and there is no easy way to tell where the geometrical center is located. Apart from that, humans possess a depth vision thanks to a pair of eyes. Three dimensional vision is created by combining two images from both eyes that do not match each other exactly (because of the distance separating human eyes). Again, in our case it causes more harm than




FIGURE 2. A sequence of 10 photographs of a Gamow's bicycle moving with velocity $\beta = 0.8$ to the right. Pictures are separated with the same time intervals: first was taken at $t_0 = -4$, the last $t_0 = 14$ (the actual center of the front wheel is at the least distance from an observer at time $t_0 = 0$). The observer (indicated here by a black dot) is located at a distance equal to half the diameter of wheels from the plane of motion.

good. Because of the separation, at any instant of time, one eye will always be closer to the object. Because of that it will receive an earlier image of the object. In that case images from both eyes will not only be shifted but indeed will not match each other at all (for that matter it is questionable whether the approach used by Kraus^[18] to describe the appearance of a rapidly moving sphere seen by a human observer was useful)! Even if we developed a method to simulate such images it would be useless since no qualitative observations could be done. Therefore we have to devise a system that allows us to make some measurements. Let us imagine that the x -axis is a non-transparent barrier with a small aperture with a shutter located exactly at the origin of S (the point with coordinates $(0, 0, 0)$). We also assume that the entire plane at distance $-l$ ($l > 0$), parallel to the XY plane is a very sensitive film (i.e. with infinite ISO number). This arrangement will allow us to visualize the actual appearance of a moving object without committing our attention to an implementation of complicated projections that would further distort the image. Now, we assume that a group of photons from the self-luminous body F (see Eq. (2.1)) arrives at an aperture at time t_0 . The shutter is opened at that moment to allow the photons to arrive later on the film. The distance l is in fact irrelevant because it only enlarges the picture isotropically. We may then choose convenient, special case $l = d$ and not discuss it further. This way, we finally obtain a photograph of F at the instant of observation t_0 . Owing to equation (2.1) we know the location of every point of F as a function of time. An arbitrary chosen photon emitted from point with coordinates (x, y, d) at time t will travel the distance $\sqrt{x^2 + y^2 + d^2}$ before it arrives at the origin at time of observation t_0 . We can write down a simple equation of motion for that photon:

$$(2.2) \quad c(t_0 - t) = \sqrt{x^2 + y^2 + d^2}$$

We now have two equations: (2.1) which relates the location of emission points in space to the time t and (2.2) which links the location and emission time t with the time of observation t_0 . The observer cannot be sure whether the photons were emitted at one instant or not. He only knows that photons arrived simultaneously at t_0 . We will therefore calculate t from (2.2) and substitute this expression to (2.1):

$$(2.3) \quad F(\gamma(x - \beta(ct_0 - \sqrt{x^2 + y^2 + d^2})), y) = 0$$

This is the expression that could be used to find out how the figure F would appear at time t_0 when moving with velocity v . It is clear that only x coordinate is affected, i.e. retardation effects work only in the direction of motion. That is why interpreting it as an apparent rotation of an object in motion (the so-called Terrell-Penrose rotation) is unreasonable - any rotation changes coordinates in at least two dimensions. In order to find out how this expression works in practice let us consider Gamow's bicycle from Fig. 1. It comprises out of simple, geometrical figures (4 circles and 10 lines) so applying (2.3) should not be a problem.

What does the Fig. 2 actually transpire? The first striking observation is that the apparent shape of a bicycle is nowhere near the shape of a contracted one (Fig. 1). An approaching vehicle is elongated, whereas a receding one is contracted (but not in a matter of Lorentz contraction). The change takes place when a bicycle goes past the observer. At that time every part of the bicycle is deformed and its view is generally distorted. At one point each wheel may even resemble a banana or a croissant. If we look closer at the movement of both axles we notice that

their speed is different and it is changing, despite that the velocity of the bicycle is constant. The velocity of an approaching axle is greater than that of the receding one. In following sections we will explain these phenomena.

3. APPARENT LENGTH

In Fig. 2 we can clearly see that the apparent distance between two points (e.g. front and rear axles) changes in time. This section is an extension of Weinstein's paper^[21] that first dealt extensively with this topic. We can investigate this phenomenon by considering two points (e.g. both ends of a rod). In S' their coordinates are: $x'_1 = 0$, $x'_2 = L$ and are separated by the distance $x'_2 - x'_1 = L$. In S , however, we arrive with following equations of motion thanks to Lorentz transformation:

$$(3.1) \quad x'_1 = \gamma(x_1 - \beta ct) \Leftrightarrow x_1 = vt,$$

$$(3.2) \quad x'_2 = \gamma(x_2 - \beta ct) \Leftrightarrow x_2 = L/\gamma + vt,$$

hence, the distance separating these two moving points is contracted:

$$(3.3) \quad L' = x_2 - x_1 = L/\gamma.$$

Now we can calculate the distance between these points that will actually be seen. Let us assume that they are moving along the line parallel to the x -axis at a distance d from it. Light impulses emitted at times t_1 from rear and t_2 from front point reach observer at t_0 . Their equations of motion are:

$$(3.4) \quad c(t_0 - t_1) = \sqrt{x_1^2 + d^2},$$

$$(3.5) \quad c(t_0 - t_2) = \sqrt{x_2^2 + d^2}.$$

Now we calculate t_1 and t_2 from (3.1) and (3.2):

$$(3.6) \quad t_1 = x_1/v,$$

$$(3.7) \quad t_2 = \frac{x_2 - L/\gamma}{v}$$

and implement them in (3.4) and (3.5):

$$(3.8) \quad c(t_0 - x_1/v) = \sqrt{x_1^2 + d^2},$$

$$(3.9) \quad c(t_0 - \frac{x_2 - L/\gamma}{v}) = \sqrt{x_2^2 + d^2}.$$

On solving these two equations we obtain:

$$(3.10) \quad x_1 = t_0 v \gamma^2 - \beta \gamma \sqrt{d^2 + (t_0 v \gamma)^2},$$

$$(3.11) \quad x_2 = L\gamma + t_0 v \gamma^2 - \beta \gamma \sqrt{d^2 + (L + t_0 v \gamma)^2}.$$

Finally the observed length equals:

$$(3.12) \quad L_0 = x_2 - x_1 = L\gamma - \beta \gamma (\sqrt{d^2 + (L + t_0 v \gamma)^2} - \sqrt{d^2 + (t_0 v \gamma)^2}).$$

It obviously differs very much from an ordinary Lorentz contracted length (3.3), it

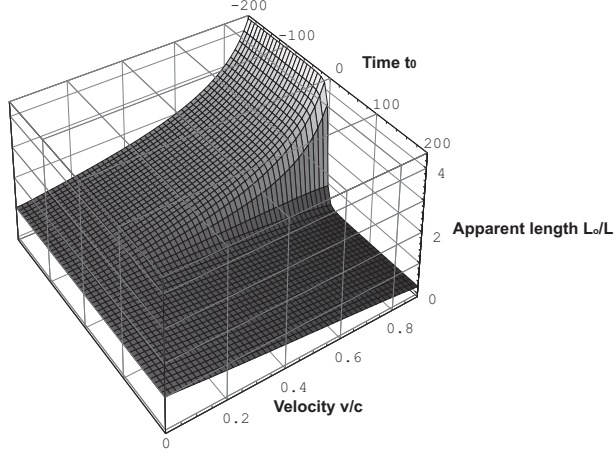


FIGURE 3. The graph presents the dynamics of apparent length as a function of velocity and observer's time.

depends not only on velocity v and stationary separation L but also on the distance d and the time of observation. We will now analyze dependance of L_0 on velocity and distance as a function of time.

From an analysis of Fig. 2 we already know that an approaching object is elongated whereas a receding one is contracted. We also suspect that $L_0 \approx L$ when $v \ll c$ since we do not encounter any such phenomena in every day life. In fact if we look closely at (3.12) we will see that the expression tends to L when $v \rightarrow 0$. To see how L_0 behaves when v changes we turn to Fig. 3. When v is small L_0 tends indeed to L , on the other hand when $v \approx c$, L_0 could be several times greater or smaller than L . We can also see that the graph is consistent with Fig. 2. An approaching rod seems elongated several times and a receding one contracted by roughly the same magnitude. The change takes place near the observer. This contraction is more rapid when velocity is closer to c . We also observe another interesting fact. The apparent length approaches a certain limit when time tends to infinity. We calculate it by putting $t_0 \rightarrow \pm\infty$ in (3.12):

$$(3.13) \quad L_{0\pm\infty} = L\gamma(1 \mp \beta).$$

This equation resembles a relativistic Doppler shift (it was first noticed by Mathews and Lakshmann^[10])! This fact should not come to us as a surprise considering, that the contraction or elongation of light waves is caused by exactly the same fact (i.e. finite and constant velocity of light). It is, however necessary to draw the following distinction: Doppler shift is real and retardation effects discussed in this paper are only apparent. In addition it is worthy to point out that under special circumstances Lorentz contraction could be observed visually (contradictory to some early statements^[3]). It is so, when both ends of the apparent rod are at the same distance^[13] - photons from each end travel the same time to the observer (there is no retardation). In our case it happens at time $t_0 = \sqrt{L^2/4\gamma^2 + d^2}/c - L/2v\gamma$. However this statement is not true in general. We have to remember that merely rod's ends, and not the interior, are equidistant from the origin. In other words,

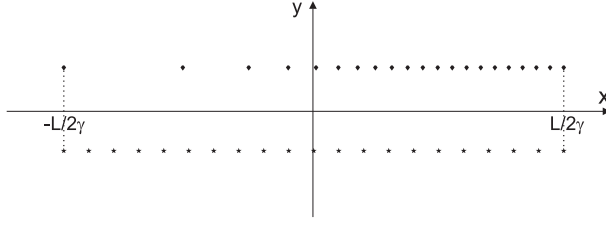


FIGURE 4. Two sets of 21 points, each representing equally distributed features on the moving vertical rod. Lower set shows the real appearance of the moving rod at time $t = -L/2v\gamma$ (emission time) and the upper one, the observable appearance at time $t_0 = \sqrt{L^2/4\gamma^2 + d^2}/c - L/2v\gamma$ (observer's time), i.e. when both ends of the rod were equidistant from the origin (both rods move along a line, parallel to x-axis at the distance $d = L/5\gamma$ with $v = 0.9c$, here they have been separated for the sake of clarity). We can clearly see that the total lengths of both rods are Lorentz-contracted, however the interior of the observable rod (upper) is distorted.

photon emitted from the point that is located within the rod will travel shorter distance before reaching the observer. Therefore retardation effects will still apply and the interior of the rod would be distorted. We can fully observe this effect in Fig. 4. Unfortunately Scott and Viner failed to recognize this fact in their criticism of Terrell. The interior distortion is only negligible when the rod's length is far smaller than the distance from the origin, i.e. $d \gg L/\gamma$ (the rod subtends small angle) or when $v \ll c$ (retardation effects are generally negligible).

Equation (3.12) also indicates that apparent length depends on d . In fact if we look closely we will discover that the smaller d is, the more rapid contraction occurs near the observer. That is why the wheels of Gamow's bicycle (see Fig. 2) contract non-uniformly and assume croissant-shape at one point. This observation also suggests that a sphere under special conditions could appear convex as first pointed out by Scott and Driel^[11] and thoroughly discussed by Sufferin^[12].

4. APPARENT SUPERLUMINAL VELOCITIES

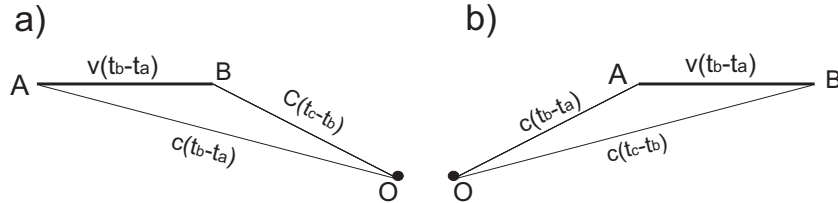


FIGURE 5. Geometrical explanation of superluminal velocities phenomenon.

As we previously noted the velocity of Gamow's bicycle in Fig. 2 exhibits fairly interesting behavior. The vehicle clearly approaches the observer faster than recedes later, despite the fact that its factual velocity is constant. The deceleration takes

place in the vicinity of the closest approach to the observer. In order to understand this, let us first consider a front light of an approaching bicycle in the stationary system S . The lamp emits a light pulse at t_A from the point A . The pulse reaches the observer in t_B after travelling $c(t_B - t_A)$. At exactly the same time the front lamp emits another pulse from point B , after travelling the distance $v(t_B - t_A)$. The second pulse reaches the observer at t_C after travelling the distance $c(t_C - t_B)$. According to the observer, the front light was in position A at time t_B and in B at time t_C . The observed velocity u of the bike is, by definition, a ratio between the travelled distance to the time interval:

$$(4.1) \quad u = \frac{v(t_B - t_A)}{t_C - t_B}$$

From Schwartz inequalities (see Fig. 5a) we obtain $c(t_B - t_A) > c(t_C - t_B)$, thus $u > v$. We can conduct analogous considerations for the receding point (see Fig. 5b): $c(t_C - t_B) > c(t_B - t_A)$, thus $u < v$. This is the reason why the apparent velocity of Gamow's bicycle is different from the real one and changes with time. In fact we can calculate the velocity more precisely by simply differentiating (3.10), which is the equation of apparent motion with respect to observer's time t_0 :

$$(4.2) \quad u = \frac{dx}{dt_0} = v\gamma^2 \left(1 - \frac{t_0 v^2 \gamma}{c \sqrt{d^2 + (t_0 v \gamma)^2}} \right)$$

A similar equation was first derived by Mathews and Lakshmann^[10] who were also the first to discuss the question of apparent velocities greater than the velocity of light in a physical journal. The expression for apparent velocity (4.2) gives $u > v$ for approaching and $u < v$ for receding objects according to our expectations. In order to closely analyze the dependance of u on d and t_0 we sketched the graph of $u(d, t)$ presented in Fig. 6. Similarly to apparent length dynamics, the greater v

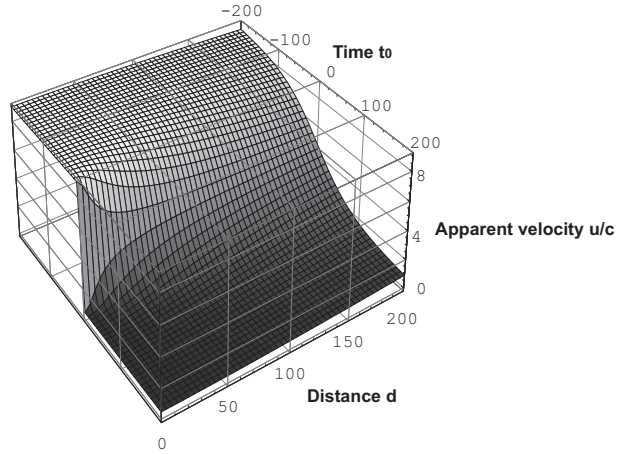


FIGURE 6. Apparent velocity as a function of observer's time and collision parameter.

and smaller d the more rapidly the apparent velocity decreases, which resembles the acoustic Doppler effect. That is why different parts of Gamow's bicycle in Fig. 2 move relative to each other when approaching an observer. Eventually they assume

the same velocity (when t tends to infinity). We can calculate limit velocities by putting $t_0 \rightarrow \pm\infty$ in (4.2):

$$(4.3) \quad u_{\pm\infty} = \frac{v}{1 \pm \beta}.$$

The plus sign in (4.3) refers to receding and minus to approaching bodies. The velocity $v > c/2$ ensures that the apparent speed will exceed the speed of light! In turn, the maximal apparent velocity of a receding object is half the speed of light.

We will now try to write down (4.2) in terms of apparent position of the body, which is far more useful in practice. First let's define φ as the angle between the velocity vector of the body and a line which links the object and an observer. Let the distance to the body be z . In these terms we can write that: $d = z \sin \varphi$ (collision parameter), $x = z \cos \varphi$ (apparent x coordinate of the body) and $vt_0 = z(\cos \varphi + \beta)$ (calculated directly from (3.8)). If we substitute appropriate terms into (4.2) we will obtain:

$$(4.4) \quad u/c = \frac{\beta}{1 - \beta \cos \varphi}.$$

This expression could be derived directly. Let's consider a self-luminous object moving along a straight line with velocity v . It emits light pulses at times t_1 and t_2 . These impulses reach an observer at times t'_1 and t'_2 : $t'_1 = t_1 + z/c$ and $t'_2 = t_2 + (z - v(t_2 - t_1)) \cos \varphi / c$, where $v(t_2 - t_1)$ is the distance travelled by the body and $v(t_2 - t_1) \cos \varphi$ tells us how much closer the body is at the moment of the second emission (we assume both rays to be parallel since the interval $\Delta t = (t_2 - t_1)$ is very small compared to z/c). Of course the apparent velocity is $u = v\Delta t / \Delta t'$. We can easily calculate: $\Delta t' = \Delta t - \Delta t \beta \cos \varphi$ finally arriving with the expression (4.4). Now we can see that when the body is seen at a right angle ($\varphi = \pi/2$ or $t_0 = d/c$) the apparent velocity equals the real one.

It is worthy to point out that apparent superluminal velocities have already been encountered in astrophysics. First cases of so-called "superluminal extensions" were reported in early 70-s during observations of jets of two quasars 3C273 and 3C279. There have been many reports in *Science*^[25] and *Nature*^[26] magazines since, concerning superluminal motions ranging from two up to thirty times the speed of light.

5. CONCLUDING REMARKS

It has been shown that Gamow's bicycle in Wonderland would in fact look differently than the description provided by Gamow himself. It would appear grossly distorted and elongated (when approaching) or contracted (when receding). Of course the picture seen by Mr. Thompkins would not fully correspond to Fig. 1 because of the differences between human eyes and apparatus used to derive the mathematical description of the phenomenon. In general Gamow's bicycle would be further distorted in the eyes of Mr. Thompkins and would be seen at a certain angle. This would make the elongation (contraction) of the bicycle difficult to account for at greater times $\pm t_0$. The velocity of the bicycle would also appear different from the factual one: it would approach Mr. Thompkins with greater speed (under certain conditions even greater than c) and recede from him at smaller one (with maximal being: $c/2$). However these are not the only differences between the reality and Gamow's Wonderland. The spectrum and light intensity of

both lamps (or in case of self-luminous bicycle - the entire vehicle) will also be effected. When a self-luminous body moves with a certain velocity its spectrum changes due to Doppler effect. The relation between the emitted λ_0 and observed λ wavelengths is given by: $\lambda = \lambda_0 \gamma (1 - \beta \cos \varphi)$. From section 4 we already know that $\cos \varphi = x / \sqrt{x^2 + y^2 + d^2}$, so the Doppler shift of the emission point of the body depends on its position. We can therefore expect that self-luminous bicycle would change its color when passing by the observer. This aspect has already been thoroughly analyzed on the example of sphere^[18] as well as the question of light intensity change due to motion^{[5][18][19][20]}.

Knowing how a rapid motion affects the appearance and observable position of the body a question arises: are we able to find out how the moving body really looks like, or is there any method to prove that Lorentz contraction really occurs? The answer to both questions is yes. The simplest way to do that is to combine measurement of the same moving body by two different researchers, observing the object at different angles. By incorporating retardation effects into data analysis the contracted length and shape could be obtained. There is also another way to experimentally determine the actual position and velocity of the body. It was developed by Einstein and was given name of radar method. In brief, the method boils down to sending two electromagnetic impulses towards the moving body and detecting their return after being reflected by the body. The desired parameters could be obtained thanks to exact times of emission and observation of the reflected light. Unfortunately all these methods are impractical when we deal with objects at astronomical distances. And it appears this is the only place where retardation effects play a major role in observation process.

6. ACKNOWLEDGMENTS

I would like to thank Dr Andrzej Dragan for having me interested in the subject and for the invaluable discussions and support.

REFERENCES

- [1] G. Gamow, "Mr. Thompkins in Wonderland" (Cambridge University Press, Cambridge 1958)
- [2] A. Nowojewski, J.Kallas, A. Dragan, "On the Appearance of Moving Bodies", Am. Math. Month. **111** (11), 817 (2004)
- [3] J. Terrell, "Invisibility of Lorentz Contraction", Phys. Rev. **116** (4), 1041 (1959)
- [4] A. Lampa, "Wie erscheint nach der Relativitätstheorie ein bewegter Stab einem ruhenden Beobachter?" Z. Phys. **72**, 138(1924)(in German)
- [5] V. F. Weisskopf, "The visual appearance of rapidly moving objects", Phys. Today **13** (9), 24 (1960)
- [6] Sci. American **203** (1), 74 (1960)
- [7] R. Penrose, "The apparent shape of relativistically moving sphere", Proc. Cambridge Phil. Soc. **55**, 137 (1959)
- [8] M. Boas, "Apparent Shape of Large Objects at Relativistic Speeds", Am. J. Phys. **29** (5), 283 (1961)
- [9] F.R. Hickey, "Two-dimensional appearance of a relativistic cube", Am. J.Phys. **47** (8), 711 (1979)
- [10] P.M. Mathews, M. Lakshmann, "On the Apparent Visual Forms of Relativistically Moving Objects", Nuovo Cimento **12B** (1), 168 (1972)
- [11] G. D. Scott, H. J. van Driel, "Geometrical Appearances at Relativistic Speeds", Am. J. Phys. **38**, 971 (1970)
- [12] K. G. Suffern, "The apparent shape of a rapidly moving sphere", Am. J. Phys. **56** (8), 729 (1988)

- [13] G. D. Scott, R. R. Viner, "The geometrical appearance of large objects moving at relativistic speeds", Am. J.Phys. **33** (7), 534 (1965)
- [14] A.P. French, "Special Relativity", Norton, New York 1968, p.149
- [15] R. Resnick, "Introduction to Special Relativity", Wiley, New York 1968, p.77
- [16] D. Hollenbach, "Appearance of a rapidly moving sphere: A problem for undergraduates", Am. J. Phys. **44** (1), 91 (1975)
- [17] J. R. Burke, F. J. Strode, "Classroom exercises with the Terrell effect", Am. J. Phys. **59** (10), 912 (1991)
- [18] U. Kraus, "Brightness and color of rapidly moving objects: The visual appearance of a large sphere revisited", Am. J. Phys. **68** (1), 56 (2000)
- [19] J. M. McKinley, "Relativistic transformations of light power", Am. J. Phys. **47**, 602 (1979)
- [20] J. M. McKinley, "Relativistic transformation of solid angle", Am. J. Phys. **48**, 612 (1980)
- [21] R. Weinstein, "Observations of Length by a Single Observer", Am. J. Phys. **28** (7), 607 (1960)
- [22] R. Bhandari, "Visual appearance of a Moving Vertical Line", Am. J.Phys. **38** (10), 1200 (1970)
- [23] R. Bhandari, "Visual appearance of a moving vertical line revisited", Am. J.Phys. **46** (7), 760 (1978)
- [24] D.W. Lang, "The Meter Stick in the Matchbox", Am. J.Phys. **38** (10), 1181 (1970)
- [25] C.A. Knight *et al*, "Quasars Revisited: Rapid Time Variations Observed Via Very-Long Baseline Interferometry", Science **173**, 225 (1971)
- [26] R.T. Schilizzi, A.G. de Bruyn, "Large-scale radio structures of superluminal sources", Nature **303**, 26 (1983)

MANSFIELD COLLEGE, UNIVERSITY OF OXFORD, OXFORD OX1 3TF, UK
E-mail address: vanshar@hotmail.pl