

Sharp Transition towards Shared Vocabularies in Multi-Agent Systems

A. Baronchelli¹, M. Felici¹, E. Caglioti², V. Loreto¹ and L. Steels³

¹INFM and Dipartimento di Fisica, Università di Roma “La Sapienza”

and INFM Center for Statistical Mechanics and Complexity (SMC)

Piazzale A. Moro 2, 00185 Roma, Italy

²Dipartimento di Matematica, Università di Roma “La Sapienza”

Piazzale A. Moro 2, 00185 Roma, Italy

³ VUB AI Lab, Brussels, Sony Computer Science Laboratory, Paris

November 10, 2018

Abstract

What processes can explain how very large populations are able to converge on the use of a particular word or grammatical construction without global coordination? Answering this question helps to understand why new language constructs usually propagate along an S-shaped curve with a rather sudden transition towards global agreement. It also helps to analyze and design new technologies that support or orchestrate self-organizing communication systems, such as recent social tagging systems for the web. The article introduces and studies a microscopic model of communicating autonomous agents performing language games without any central control. We show that the system undergoes a disorder/order transition, going through a sharp

symmetry breaking process to reach a shared set of conventions. Before the transition, the system builds up non-trivial scale-invariant correlations, for instance in the distribution of competing synonyms, which display a Zipf-like law. These correlations make the system ready for the transition towards shared conventions, which, observed on the time-scale of collective behaviors, becomes sharper and sharper with system size. This surprising result not only explains why human language can scale up to very large populations but also suggests ways to optimize artificial semiotic dynamics.

1 Introduction

Bluetooth, blogosphere, ginormous, greenwash, folksonomy. Lexicographers have to add thousands of new words to dictionaries every year and revise the usage of many more. Although precise data is hard to come by, lexicographers agree that there is a period in which novelty spreads and different words compete, followed by a rather dramatic transition after which almost everyone uses the same word or construction [1]. This ‘semiotic dynamics’ has lately become of technological interest because of the sudden popularity of new web-tools (such as del.icio.us or www.flickr.com) which enable human web-users to self-organize a system of tags and that way build up and maintain social networks and share information. Tracking the emergence of new tags shows similar phenomena of slow spreading followed by sudden transitions in which one tag overtakes all others. There is currently also a growing number of experiments where artificial software agents or robots bootstrap a shared lexicon without human intervention [2, 3]. These applications may revolutionize search in peer-to-peer information systems [4] by orchestrating emergent semantics [5] as opposed to relying on designer-defined ontologies such as in the semantic web [6]. They will be needed when we send groups of robots to deal autonomously with unforeseeable tasks in largely unknown environments, such as in the exploration of distant planets or deep seas, hostile environments, etc. By definition it will not be possible to define all the needed communication conventions and ontologies in advance and robots will have to build up and negotiate their own communication systems, situated and grounded in

their ongoing activities [7]. Designers of emergent communication systems want to know what kind of mechanisms need to be implemented so that the artificial agents effectively converge towards a shared communication system and they want to know the scaling laws to see how far the technology will carry.

2 The Naming Game

Some of the earlier work on studying the emergence of communication conventions has adopted an evolutionary approach [8, 9]. Vocabularies are assumed to be genetically inherited. The degree in which an agent’s vocabulary is similar to that of others is considered to determine his fitness and so natural selection drives successive generations towards convergence due to gene spreading. A variant of this model assumes learning by children from their parent(s) instead of genetic transmission [10, 11], yielding a very similar dynamics. Here we are interested however in phenomena that happen on a much more rapid time-scale, during the life-span of agents and without the need for successive generations. All agents will be considered peers that have the right to invent and negotiate language use. We introduce and study a microscopic model of communicating agents, inspired by the so-called Naming Game [12], in which agents have only local peer-to-peer interactions without central control nor fitness-based selection, but nevertheless manage to reach a global consensus. There can be a flux in the population, but generation change is not necessary for reaching coherence. Peer-to-peer emergent linguistic coherence has also been studied in [13] focusing on how a population selects among a set of possible grammars already known to each agent, whereas here we investigate how conventions may develop from scratch as a side effect of situated and grounded communications. The Naming Game model to be studied here uses as little processing power as possible and thus establishes a lower-bound on cognitive complexity and performance. In contrast with other models of language self-organization, agents do not maintain information about the success rate of individual words and do not use any intelligent heuristics like choice of best word so far or cross-situational learning. We want to understand how the microscopic dynamics of the agent interactions can nevertheless

give rise to global coherence without external intervention.

The Naming Game is played by a population of N agents trying to bootstrap a common vocabulary for a certain number M of individual objects present in their environment, so that one agent can draw the attention of another one to an object, e.g. to obtain it or converse further about it. The objects can be people, physical objects, relations, web sites, pictures, music files, or any other kind of entity for which a population aims at reaching a consensus as far their naming is concerned. Each player is characterized by his inventory, i.e. the word-object pairs he knows. All the agents have empty inventories at time $t = 0$. At each time step ($t = 1, 2, \dots$) two players are picked at random and one of them plays as speaker and the other as hearer. Their interaction obeys the following rules (see Fig. 1):

- The speaker selects an object from the current context;
- The speaker retrieves a word from its inventory associated with the chosen object, or, if its inventory is empty, invents a new word;
- The speaker transmits the selected word to the hearer;
- If the hearer has the word named by the speaker in its inventory and that word is associated to the object chosen by the speaker, the interaction is a success and both players maintain in their inventories only the winning word, deleting **all** the others;
- If the hearer does not have the word named by the speaker in its inventory, the interaction is a failure and the hearer updates its inventory by adding an association between the new word and the object.

This model makes a number of assumptions. Each player can in principle play with all the other players, i.e. there is no specific underlying topology for the structure of the interaction network. So the game can be viewed as an infinite dimension (or “mean field”) Naming Game (an almost realistic situation thanks to the modern communication networks). Second, we assume that the number of possible words is so huge that the probability that two players invent the same word at

two different times for two different objects is practically negligible (this means that homonymy is not taken into account here) and so the choice dynamics among the possible words associated with a specific object are completely independent. As a consequence, we can reduce, without loss of generality, the environment as consisting of only one single object ($M = 1$). Third, we assume that speaker and hearer are able to establish whether the game was successful by subsequent action. For example, the speaker may refer to an object in the environment he wants to obtain and the hearer then hands the right object. If the game is a failure, the speaker may point or get the object himself so that it is clear to the hearer which object was intended.

3 Phenomenology

The first property of interest is the time evolution of the total number of words owned by the population $N_w(t)$, of the number of different words $N_d(t)$, and of the success rate $S(t)$. In Figure (2) we report these curves averaged over 3000 runs for a population of $N = 1000$ agents, along with two examples of single run curves. It is evident that single runs originate quite irregular curves. We assume in these simulations that only two agents interact at each time step, but the model is perfectly applicable to the case where any number of agents interact simultaneously.

Clearly, the system undergoes spontaneously a disorder/order transition to an asymptotic state where global coherence emerges, i.e. every agent has the same word for the same object. It is remarkable that this happens starting from completely empty inventories for each agent. The asymptotic state is one where a word invented during the time evolution took over with respect to the other competing words and imposed itself as the leading word. In this sense the system spontaneously selects one of the many possible coherent asymptotic states and the transition can thus be seen as a symmetry breaking transition.

The key question now is whether one can prove that this transition will always take place and on what time-scale. We also want to know whether the system will scale with respect to population size. To address the first question, we define the overlap state function as $O =$

$\frac{2}{N(N-1)} \sum_{i>j} \frac{|a_i \cap a_j|}{|a_i||a_j|}$, where a_i is the i^{th} agent's inventory, whose size is $|a_i|$, and $|a_i \cap a_j|$ is the number of words in common between a_i and a_j . The overlap function monitors the level of lexical coherence in the system. Averaged over several runs, it always grows with time, i.e. $\langle O(t+1) \rangle > \langle O(t) \rangle$. On the other hand, looking at the single realization, this function grows almost always, i.e. $\langle O(t+1) \rangle > O(t)$ except for a set of very rare configurations whose statistical weight is negligible. So this monotonicity combined with the fact that the overlap function is bounded, i.e. $O(t) \leq 1$, strongly supports that the system will indeed reach a final coherent state. This is consistent with the fact that the coherent state is the only state stable under the dynamical rules of the model. The more challenging question then concerns under what scaling conditions convergence is reached.

We can distinguish three phases in the behavior of the system, compatible with the S-shaped curve typically observed in the spreading of new language conventions in human populations [1, 14, 15]. Very early, pairs of agents play almost uncorrelated games and the number of words hence increases over time as $N_w(t) = 2t$, while the number of different words increases as $N_d(t) = t$. In this phase one can look at the system as a random graph where pairs of agents are connected if they have a word in common. Because two players always have the same word after a failed game, each failure at this stage corresponds to adding an edge to the graph. This fixes a time scale of order $t \sim N$ to establish a giant component in the network [16] and for sure after a time of the order of $t \sim N \log N$ there will be, in the thermodynamic limit ($N \rightarrow \infty$), only the giant component surviving [17].

Then the system enters a second stage in which it starts building correlations (i.e. multiple links connecting agents who have more than one word in common) and collective behavior emerges. We see in the simulations (see inset of fig.1c) that the rate of success $S(t)$ in this stage increases as $S(t) \simeq 3t/N^2$ and we have been able to show analytically why this is the case ¹.

In this article, we focus on the third stage, when the disorder/order transition takes place. It occurs close to the time when $N_w(t)$ reaches its maximum. Although one might assume intu-

¹Details will be reported elsewhere.

itively that the transition towards global coherence is gradual, we see in fact a sudden transition towards a consensus, and, even more remarkably, the transition gets steeper and steeper as the population size increases. This is important because it shows that the system scales up to large populations.

Time-scales In order to better see this phenomenon and then understand why it is the case, we first look more carefully at the time scales involved in the process, specifically how the observables of the system scale with the size N of the population. Figure (3a) shows the scaling of the peak and convergence times of the total number of words with N . Both curves exhibit a power law behavior² with an exponent $3/2$. The distributions for peak and convergence times, for a given size N , are not Gaussian but fit well with the Weibull extreme value distribution [18] (data shown in the supplementary material).

The scaling of the maximum number of words $N_w(t_{max})$ is clearly governed by a power law distribution $N_w(t_{max}) \sim N^{3/2}$ as well, as shown in Figure (3b). Here is how the exponent can be analytically derived. Assume that, at the maximum, the average number of words per agent scales as N^α , with α unknown. Then one should impose:

$$\frac{dN_w(t)}{dt} \propto \frac{1}{cN^\alpha} \left(1 - \frac{2cN^\alpha}{N}\right) - \frac{1}{cN^\alpha} \frac{2cN^\alpha}{N} 2cN^\alpha, \quad (1)$$

where $\frac{1}{cN^\alpha}$ is the probability for the speaker to play a specific word and $\frac{cN^\alpha}{N/2}$ is the probability that the hearer possesses the word played by the speaker. So the two terms are the gain term (in case of a failed game) and a loss term (in case of a successful game) respectively.

Imposing $\frac{dN_w(t)}{dt} = 0$ one gets $\alpha = 1/2$. Exploiting the relation $S(t) \simeq 3t/N^2$ pointed out earlier and valid also at the moment the peak is reached, one can predict the scaling of the time of the peak as $t_{max} \sim N^{\frac{3}{2}}$.

Based on these observations, we have one time scale of the order N where the system performs uncorrelated language games. Next, there is the much more interesting time scale

²Slight deviation from a pure power-law behavior are observed for the scaling of the convergence time. These deviations exhibit a log-periodic behavior and deserve further investigations.

$N^{\frac{3}{2}}$, which is the time-scale for collective behaviors in the system, i.e. the time scale over which the multi-agent system collectively builds correlations and performs the spontaneous symmetry breaking transition. Figure (3c) reports success rate curves, $S(t)$, for different population sizes, all rescaled according to a transformation equivalent to $t \rightarrow t/N^{3/2}$ (see Figure caption for details on the rescaling). It is immediately clear that the behavior of these curves, when observed on the collective time-scale $N^{3/2}$, changes with system size N . In particular the transition between a regime of scarce or absent communication, $S(t) \simeq 0$, and a situation of efficient communication, $S(t) \simeq 1$, i.e. the disorder/order transition, tends to become steeper and steeper when the population size increases. In order to explain this phenomenon we need to look at what happens slightly before the transition.

4 Network Analysis

We first investigate the behavior of agent inventories and single words at the microscopic level. Since each agent is characterized by its inventory, a first interesting aspect to investigate is the time evolution of the fraction of players having an inventory of a given size. A nontrivial phenomena (data shown in the supplementary material) emerges in the fraction of players with only one word. At the beginning, this fraction grows since each player has only one word after his first interaction, then it decreases, because the first interactions are usually failures and agents store the new word they encounter, and eventually it grows again until the moment of convergence when all the players have the same unique word. So, the histogram of the number of agents versus their inventory sizes k is a precious description of the system at a given time. In particular, slightly before the convergence, the normalized distribution $p(k)$ deviates from a relatively flat structure to exhibit a power-law:

$$p(k) \sim k^{-\beta} f(k/\sqrt{N}) \quad (2)$$

with the cut-off function $f(x) = 1$ for $x \ll \sqrt{N}$ and $f(x) = 0$ for $x \gg \sqrt{N}$. Numerically it

turns out that $\beta \simeq 7/6$.

We now turn to an analysis of the single words themselves. In Figure (4) the different words are ordered according to their popularity so that the ranking of the most common single word is 1. During the first two stages, the distribution of the words can be described with a power law. However, approaching the transition, the first ranked single word starts to become more and more popular, while all the other words are power-law distributed with an exponent α which changes over time (reminiscent of Zipf's law [19] and consistent with Polya's urn models [20]). Concretely, the global distribution for the fraction of agents possessing the R -ranked word, $n(R)$, can be described as:

$$n(R) = n(1)\delta_{R,1} + \frac{N_w/N - n(1)}{(1 - \alpha)((N/2)^{1-\alpha} - 2^{1-\alpha})} R^{-\alpha} f\left(\frac{R}{N/2}\right), \quad (3)$$

where the normalization factors have been obtained imposing that $\int_1^\infty n(R)dR = N_w/N$ ³. On the other hand from equation (2) one gets, by a simple integration, $N_w/N \sim N^{1-\beta/2}$, which gives $n(R)|_{R>1} \sim \frac{1}{N^{\beta/2-\alpha}} R^{-\alpha} f\left(\frac{R}{N/2}\right)$. This implies that in the thermodynamic limit $N(1)$, i.e. the number of players with the most popular word, is a finite fraction of the whole population (a feature reminiscent of the Bose-Einstein condensation [21]).

To explain why the disorder/order transition becomes steeper and steeper in the thermodynamic limit, we must investigate the dynamics that leads to the state where all agents have the same unique word. In other words, we need to understand how the network of agents, where each word is represented by a fully connected clique⁴, reaches its final state of fully connected graph with only single links. A successful interaction determines the removal of a node from all the cliques corresponding to the deleted words of the two agents while a failure causes the increment of an element of the clique corresponding to the uttered word. Combining this view of the population as a network with the fact that the spreading of the most popular word exceeds that of less common ones, we see that evolution towards convergence proceeds in a multiplicative fashion, pushing further the popularity of the most common word while decreasing that of

³We substituted the discrete sums with integrals, an approximation valid in the limit of large systems.

⁴i.e. a subset of three or more nodes, with all possible links present.

the others. An interaction in which the most common word is played will more likely lead to success, and hence the clique corresponding to the most common word will tend to increase, while other cliques will lose nodes. To put this argument on a formal footing, we have to determine how the number of deleted links, M_d , in a successful interaction, scales with N , so that we can estimate the rate at which the smaller cliques disappear from the network. It holds:

$$M_d = \frac{N_w}{N} \int_2^{N/2} n^2(R) N dR \sim N^{3-\frac{3}{2}\beta} \quad (4)$$

where the product between the average number of words of each agents, $\frac{N_w}{N}$, the probability of having a word of rank R , $n(R)$, and the number of agents that have that word, $n(R)N$, is integrated between the first deletable word (the second most popular) and the last one ($N/2$). In our case, for $\beta \simeq 7/6$, $M_d \sim N^{5/4}$. From equation (4), we have that the ratio $M_d/N^{3/2} \sim N^{-\frac{3}{2}(\beta-1)}$ goes to zero for large systems (since $\beta \simeq 7/6$), and this explains the greater slope, on the system timescale, of the success rate curves for large populations (Figure (3c)). In Figure (3d) the time is rescaled as $t \rightarrow (t - \text{const.}N^{3/2})/N^{5/4}$ (see Figure caption for more details on the precise scaling), and the different $S(r)$ curves collapse indeed well.

5 Discussion and conclusions

In this article we have introduced and studied the semiotic dynamics of a model of communication which does not rely on generational transmission (genetic or cultural) for reaching linguistic coherence but on self-organization. The model defines the microscopic behavior of the agents and is therefore directly implementable and thus applicable for building emergent communication systems in artificial multi-agent systems. We showed that the model exhibits the same phenomena as observed in human semiotic dynamics, namely a period of preparation followed by a rather sharp disorder/order transition. We have identified the different time-scales involved in the process, both for individual and collective behaviors. We have explained this dynamics by observing a build up of non trivial dynamical correlations in the agents' invento-

ries, which display a Zipf-like distribution for competing synonyms, until the moment where a specific word breaks the symmetry and imposes itself very rapidly in the whole system.

The Naming Game model studied here is as simple as possible. One can imagine more intelligent and hence more realistic strategies and the invention and learning may involve much more complex forms of language, but that would make the present theoretical analysis less clear. By focusing on few and simple rules, we have been able to identify the main ingredients to describe how the population develops a shared and efficient communication system. The good news, from the viewpoint of applications, like emergent communication systems in populations of software agents, is that a well-chosen microscopic behavior allows a scale-up to very large populations. This is particularly important for experiments about emergent communication systems of software agents.

Acknowledgments We thank A. Barrat, L. Dall’Asta, R. Ferrer i Cancho, A. Vulpiani for interesting discussions and a critical reading of the manuscript. This research has been partly supported by the ECAgents project funded by the Future and Emerging Technologies program (IST-FET) of the European Commission under the EU RD contract IST-1940. The information provided is the sole responsibility of the authors and does not reflect the Commission’s opinion. The Commission is not responsible for any use that may be made of data appearing in this publication.

References

- [1] R. Lass, *Historical Linguistics and Language Change*. Cambridge University Press, Cambridge (1997).
- [2] L. Steels, *Evolution of Communication* **1**, 1-34 (1997).
- [3] S. Kirby, *Artificial Life* **8**, 185-215 (2002).
- [4] L. Steels, *Autonomous Agents and Multi-Agent Systems* **1**, 1, 169-194 (1998).

- [5] S. Staab, Emergent Semantics. IEEE Intelligent Systems **17**, 78-86 (2002).
- [6] T. Berners-Lee, J. Hendler and O. Lassila,
Scientific American, May (2001).
- [7] L. Steels, Trends in Cognitive Science **7**, 308 (2003).
- [8] J. Hurford, Lingua **77**, 187 (1989).
- [9] M. A. Nowak, J. B. Plotkin and J. D. Krakauer, J. Theor. Biol. **200**, 147 (1999).
- [10] P. Nyogi and R. Berwick, Linguistics and Philosophy **20**, 697-719 (1997).
- [11] K. Smith, S. Kirby and H. Brighton, Artificial Life, **9**(4), 371–386 (2003).
- [12] L. Steels, Artificial Life Journal **2**, 319 (1995).
- [13] F. Matsen, and M. A. Nowak, Proc. Natl. Acad. Sci. USA **101**, 52, 18053-18057 (2004).
- [14] K.-H. Best, Glottometrics **6** (2003), 9-34. And Glottometrics **2**, 11-16 (2002).
- [15] H. Körner, Glottometrics **2**, 82-86 (2002).
- [16] B. Bollobas, Trans. Amer. Math. Soc. **286**, 257 (1984). V. F. Kolchin, Theory Probab. and
its Appl. **31**, 439 (1986). T. Luczak, Random Structures and Algorithms **1**, 287 (1990).
- [17] R. M. Burton, and M. Keane, Comm. Math.Phys. **121**, 501 (1989).
- [18] E. J. Gumbel, *Statistics of Extremes* (Columbia University Press, New York, 1958).
- [19] G. K. Zipf, *Selective Studies and the Principle of Relative Frequency in Language* (Har-
vard University Press, Cambridge MA, 1932).
- [20] N. Johnson and S. Kotz, *Urn model and their applications: an approach. to Modern
discrete probability theory* (Wiley, New York, 1977). For recent results see: R. Ferrer i

Cancho and V.D.P. Servedio, *Glottometrics* **11**, 1-8 (2005). And F. Chung, S. Handjani and D. Jungreis, *Annals of combinatorics* **7**, 141 (2003).

[21] See P. Bialas, Z. Burda and D. Johnston, *Nucl.Phys. B* **493**, 505 (1997) and references therein.

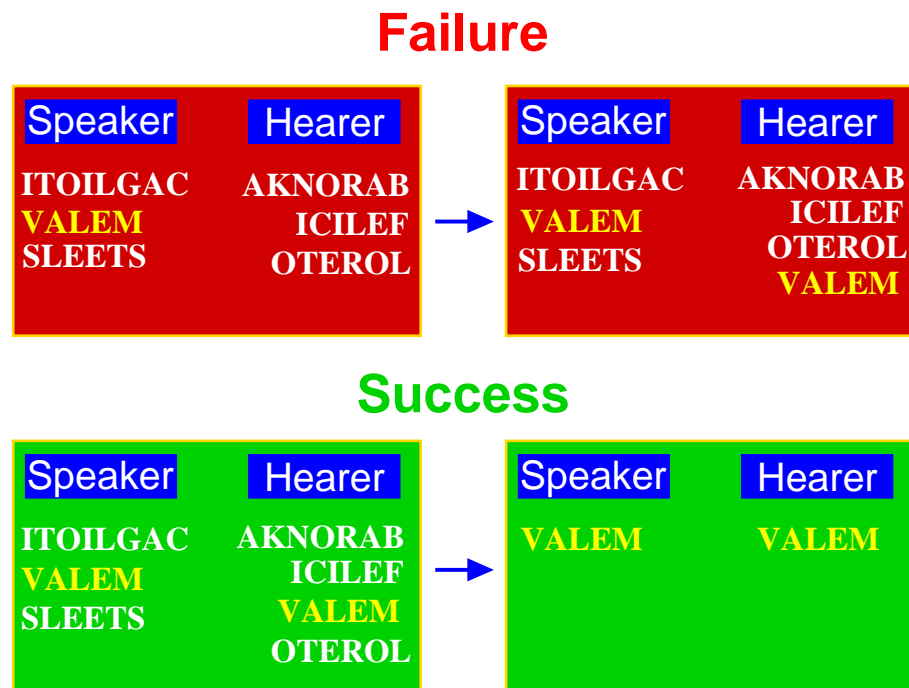


Figure 1: **Inventory dynamics:** Examples of the dynamics of the inventories in a failed and a successful game, respectively. The speaker selects the word highlighted in yellow. If the hearer does not possess that word he includes it in his inventory (top). Otherwise both agents erase their inventories only keeping the winning word.

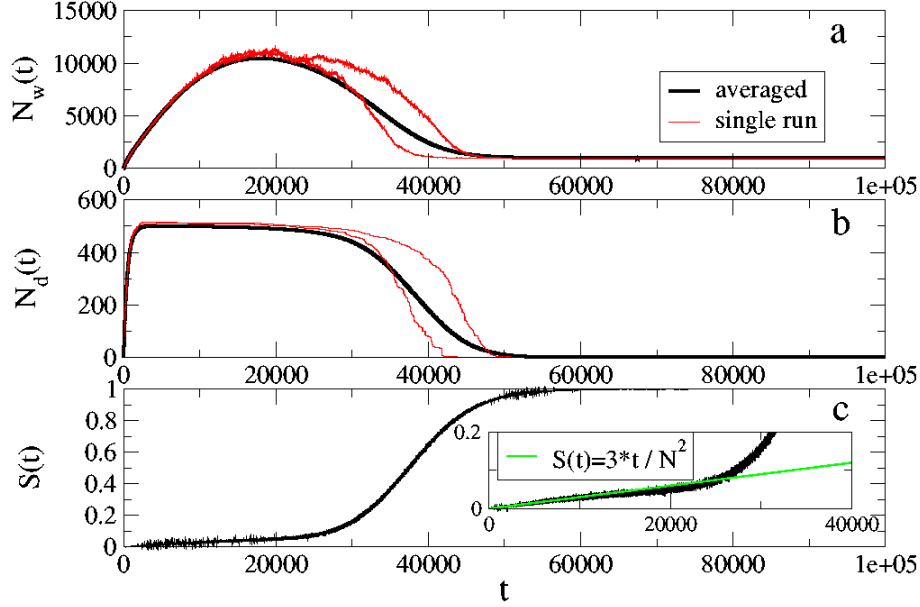


Figure 2: **Temporal evolution:** we report here time evolution curves of a Naming Game played by $N = 1000$ agents. Without loss of generality (see text) we consider $M = 1$ objects. Bold curves are obtained averaging 3000 runs, while the light ones are obtained by a single run. **(a)** Total number of words in the system $N_w(t)$ vs. t (t here denotes the number of games played) ; **(b)** Number of different words in the system $N_d(t)$, whose average maximum is $N/2$; **(c)** Success rate $S(t)$, calculated by assigning 1 to a successful interaction and 0 to a failure and averaging over many realizations. In the inset it is shown that, up to the disorder/order transition, the success rate is well described by the relation $S(t) = 3t/N^2$.

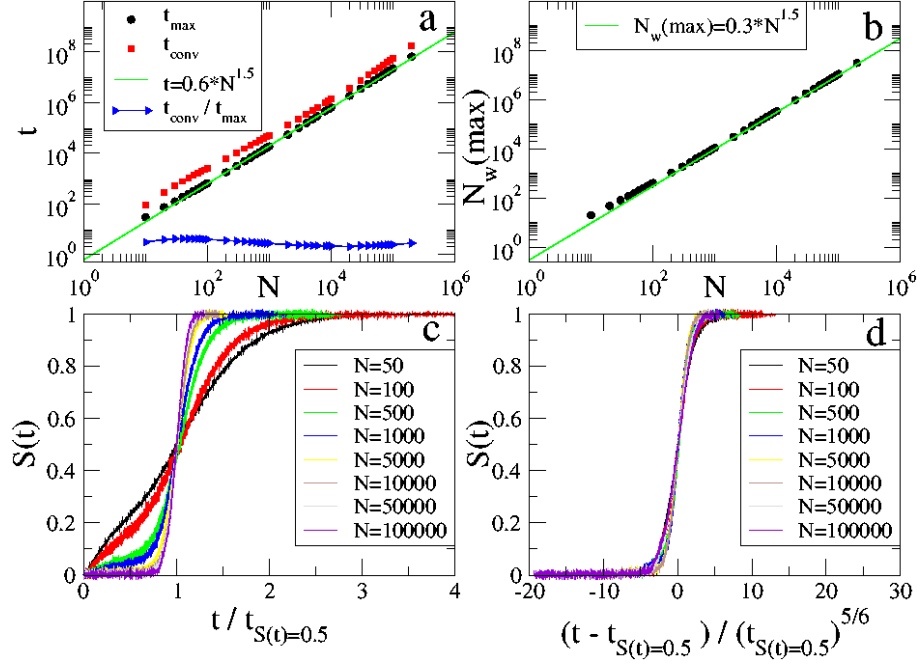


Figure 3: Scaling relations: (a) scaling of the time where the total number of words reaches a maximum (t_{\max}) as well as of the convergence times (t_{conv}) with the population size N . Both curves exhibit a power law behavior with exponent $3/2$. Statistical error bars are not visible on the scale of the graph. An interesting feature emerges from the ratio between convergence and maximum times, which exhibits a peculiar oscillating trend on the logarithmic scale (mainly due to convergence times oscillations). (b) scaling of the maximum number of words that the system stores during its evolution with the population size N . The curve exhibits a power law behavior with exponent $3/2$. Statistical error bars are not visible on the scale of the graph. It must be noted that the values represent the average peak height for each size N , and this value is larger than the peak of the average curve. (c) Curves of the success rate $S(t)$ are reported for various systems size. The time is rescaled as $t \rightarrow (t/t_{S(t)=0.5})$ so that the crossing of all the lines at $t/t_{S(t)=0.5} = 1$ is an artifact. The increase of the slope with system size is evident, showing that the disorder/order transition becomes faster and faster for large systems, when the dynamics is observed on the system time scale $N^{3/2}$. The form of the rescaling has been chosen in order to take into account the deviations from the pure power-law behaviour in the scaling of t_{conv} , rescaling each curve with a self consistent quantity ($t_{S(t)=0.5}$). (d) Bottom right: Success rate $S(t)$ for various systems size. The curves collapse well after time rescaling $t \rightarrow (t - t_{S(t)=0.5}) / (t_{S(t)=0.5})^{5/4}$, indicating that the characteristic time of the disorder/order transition scales as $N^{5/4}$.

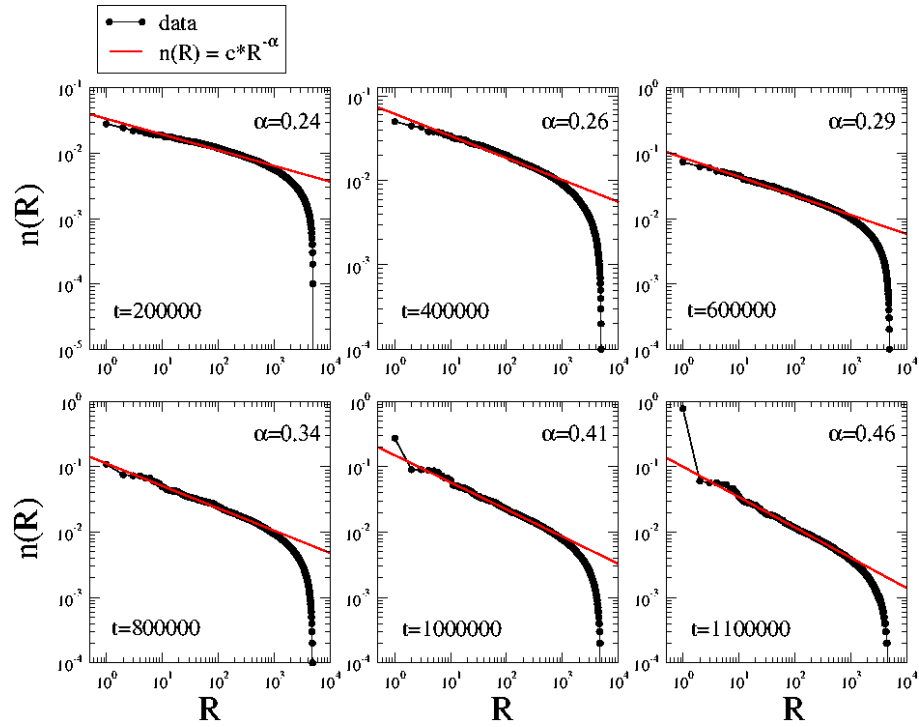


Figure 4: **Single words ranking:** The ranking of single words is presented for different times. The histograms are well described by a power law function. For times close to convergence the most popular word (i.e. that ranked as 1st) is no more part of the power law trend and the whole distribution should be described with eq. (3).