

# An index to quantify an individual's scientific research valid across disciplines

Batista P.D.,<sup>1</sup> Mônica Guimarães Campiteli,<sup>1</sup>  
Osame Kinouchi,<sup>1</sup> and Alexandre Souto Martinez<sup>1</sup>

<sup>1</sup>*Faculdade de Filosofia, Ciências e Letras de Ribeirão Preto, Universidade de São  
Paulo*

*Avenida Bandeirantes, 3900  
14040-901, Ribeirão Preto, SP, Brazil.*

(Dated: October 18, 2005)

The number  $h$  of papers with at least  $h$  citations has been proposed to evaluate individual's scientific research. This index is robust in several ways but yet strongly dependent on the research field. Since  $h$  is correlated to the number of authors in the  $h$  papers, we propose a new index  $h_I = h / \langle N_a \rangle = h^2 / N_a^{(T)}$ , with  $N_a^{(T)}$  being the total number of authors in the considered  $h$  papers this means the number of papers a researcher would have published by him/herself along his/her carrier with at least  $h_I$  citations. We have obtained the rank plots of  $h$  and  $h_I$  for the brazilian scientific community production in Physics, Chemistry, Biology/Biomedical and Mathematics. Contrasting to the  $h$ -index curve, a perfect data collapse into a universal curve has been found for the  $h_I$  index.

## 1. INTRODUCTION

New proposals for the scientific research output evaluation have been suggested recently [1-3]. In particular, Hirsch [1,4,5,6] has proposed a new scalar index  $h$  to quantify individual's scientific research impact. A researcher with index  $h$  has  $h$  papers with at least  $h$  citations. This index has several advantages, since: (i) it combines productivity with impact, (ii) the necessary data is easy to access in Thompson ISI Web of Science database, (iii) it is not sensitive to extreme values, (iv) it is hard to inflate. This index is related to extremal statistics, which is dominated by exponential density

distributions, meaning that high  $h$  values are exponentially difficult to achieve. Nevertheless, this index remains very sensitive to the research field. In fact, Hirsch [1] has shown that the top ten in physics and biology have very different  $h$  index. The highest physicist (Witten E) has  $h$  value equal to 110 while in the life sciences (Snyder SH) the highest  $h$  value is 192. Even inside a given discipline, say Theoretical and High energy physics, it would be hard to compare scientific research output. Further, since  $h$  is an integer number, many researchers may have the same index  $h$ , so that discriminating or listing them becomes highly arbitrary.

To circumvent these problems it would be interesting that the  $h$  index could account for the differences among disciplines. In recent papers, it has been shown that the number of citations a paper receives can be influenced by the number of authors [7]. Based on the fact that (I) the greater the number of author the greater the number of self-citations and (II) the co-authorship behavior is characteristic of each discipline, we have proposed a complementary index  $h_I$  to quantify an individual's scientific research valid across disciplines [8]. The statistics of  $h$  and  $h_I$  are presented for the fundamental research fields in Brazil. Contrasting to  $h$  rank plots, we have shown that  $h_I$  rank plots collapse into a single universal, showing that it could be used to compare performance in different fields.

## **2. METHODOLOGY**

From Thomson ISI Web of Science database, we have considered the Brazilian scientific research output in four different fields: Physics, Chemistry, Biology/Biomedical and Mathematics. The database has been compiled from the database of the Institute for Scientific Information (ISI). The search was conducted using the query "Brazil OR Brasil" in the address field. This means that only researches

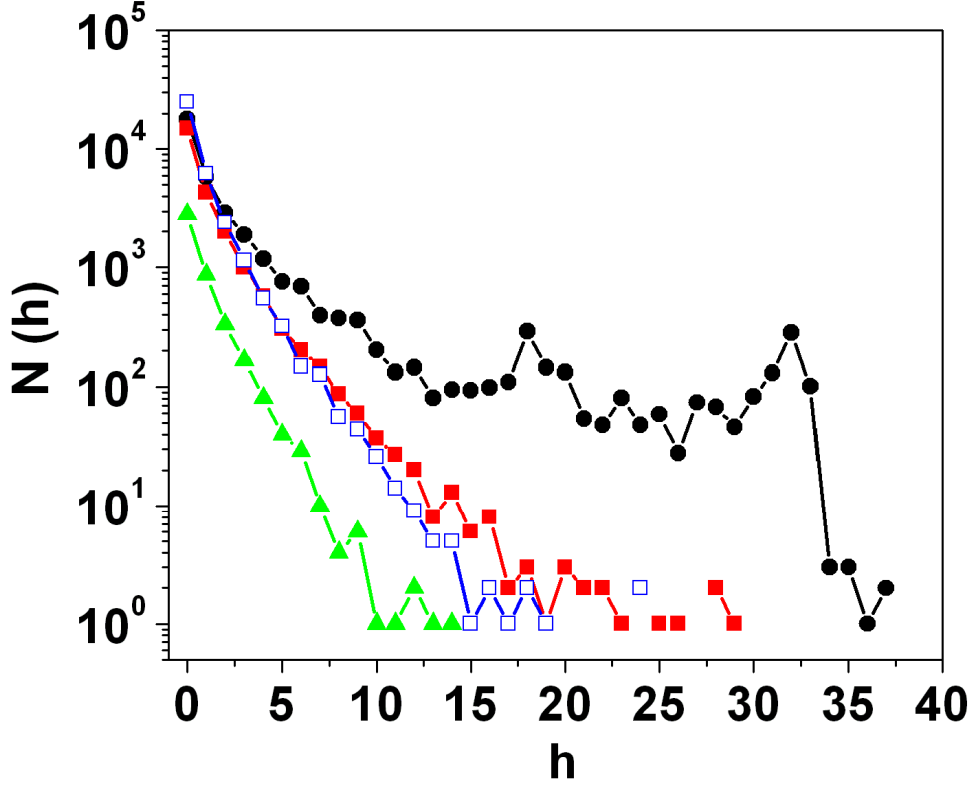
done in Brazil has been accounted. Researcher nationality and researches done by Brazilians abroad are disregarded in the BSI. We have considered all documents published from 1945 to 2004. The search was performed separately for each year. The choice for the Brazilian community in this work is due to the fact that the ISI Web of Science limits the searching in 100,000 papers, being thus impossible to compile a complete database for countries that have a greater annual productivity as the USA. Our database contains information of about 188,909 bibliographical references. This information includes type of publication, full reference, citations received yearly (up to June 2005), authors' names and addresses, including the institutions, cities, states and country. Among all publications, we have considered only 150,323 articles, 24,164 meeting abstracts, 5,541 notes, 3,577 letters and 2,333 reviews. Documents have been classified into the research fields using the *tag subject*. Then four lists have been compiled containing author name, publication number, times cited and number of authors. Notice that researchers can appear in more than one list.

### 3. RESULTS

Figure 1 shows the number  $N$  of researchers with index  $h$  for the four different disciplines. The  $N(h)$  distributions for different fields apparently are exponentials (not fitted). Notice however, that in Physics there exist many more researchers with  $h > 10$  than the other research areas, making it more power-law like. The research fields Chemistry and Biology behave similarly.

In Brazil, we have observed that biologists have smaller  $h$  than physicists, in contrast to Hirsch's observations about worldwide data [1]. This may be due to the lack of financial support to sustain the experimental nature of Biology. In Physics, computer

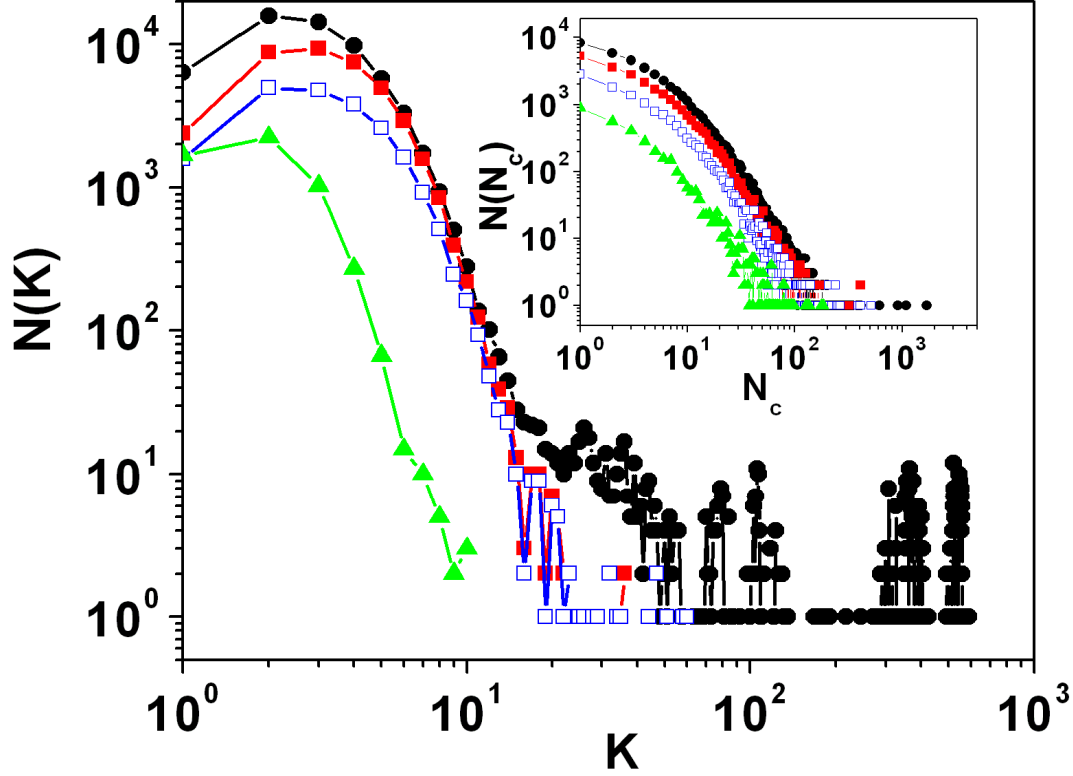
and theoretical physics, which are cheaper areas, may play an important role in the mentioned trend.



**Figure 1.** Number of researchers with  $h$  index in four different research fields (● Physics, ■ Chemistry, □ Biology/Biomedical and ▲ Mathematics) in Brazil.

The distributions of papers with  $k$  authors are shown in Fig. 2. One sees that for all considered research fields the maximum of the distributions is at  $k = 2$ . Nevertheless, Physics have several papers with more than 50 authors. These papers probably reflect collaborations with large international teams [9].

We have verified that citation distributions can be fitted either by stretched exponentials [10] or  $q$ -exponentials [11], as previously reported [12, 13] (inset of Fig. 2). Also, we have empirically verified that  $N_{c_{tot}} = ah^2$  (not shown), as conjectured by [1].



**Figure 2.** Number of publication with  $k$  authors per article in four research fields (● Physics, ■ Chemistry, □ Biology/Biomedical and ▲ Mathematics) in Brazil. **Inset:** Number  $N(N_c)$  of publications cited  $N_c$  times in four research fields in Brazil from 1945 to 2004 (data collected on June 2005).

The top Brazilian  $h$ -researchers are displayed in Table I. From this Table, one sees that it is very difficult to compare researchers from different fields. However, we have noticed a strong correlation between  $h$  and the number of authors that sign the top  $h$  publications.

To account for coauthorship, divide  $h$  by the mean number of researchers in the  $h$  publications  $\langle N_a \rangle = N_a^{(T)} / h$ , where  $N_a^{(T)}$  is the total number of authors (author multiple occurrences are allowed) in the considered  $h$  papers. Thus, we obtain a new index:

$$h_l = h / \langle N_a \rangle = h^2 / N_a^{(T)} \quad (1)$$

which gives further information about the research output.

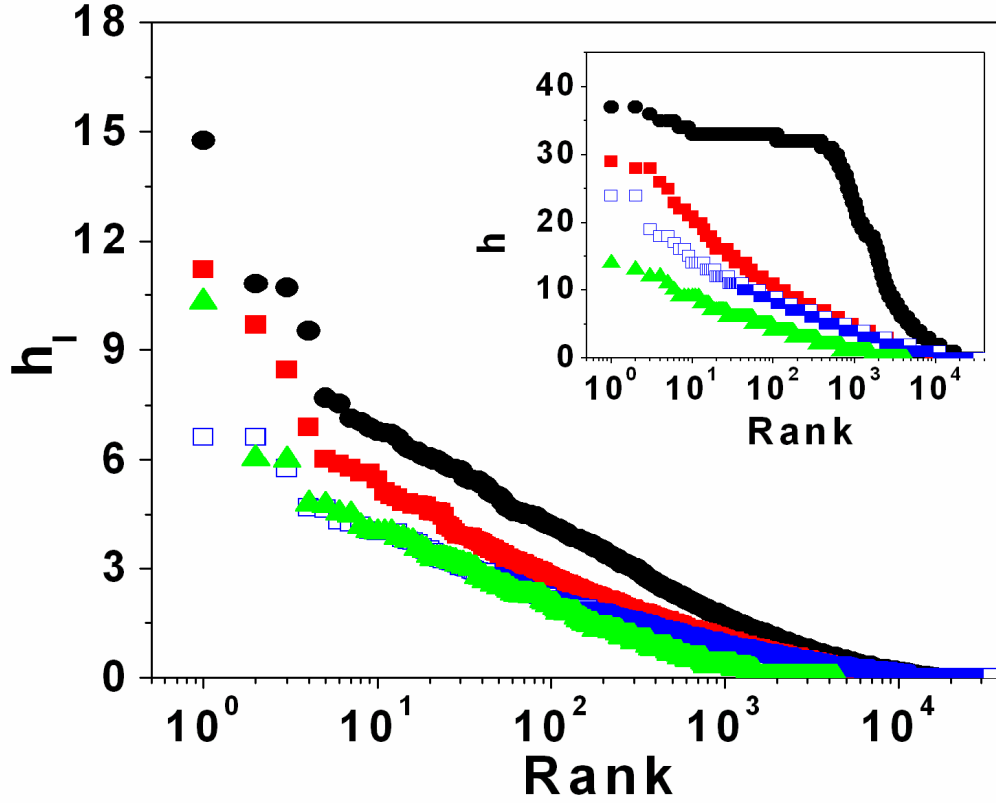
| PHYSICS                 |            |     |       |       |     |
|-------------------------|------------|-----|-------|-------|-----|
| NAME                    | University | $h$ | $N_c$ | $N_a$ | $N$ |
| Eppley, G               | *          | 37  | 4938  | 13172 | 163 |
| Fisyak, Y               | *          | 37  | 4732  | 13218 | 156 |
| Read, AL                | *          | 36  | 5794  | 17095 | 230 |
| Tsallis, C              | CBPF       | 35  | 5946  | 83    | 219 |
| Yang, J                 | *          | 35  | 3956  | 12458 | 83  |
| Yepes, P                | *          | 35  | 3677  | 13415 | 120 |
| Alves, GA               | CBPF       | 34  | 3812  | 11107 | 136 |
| Verbeure, F             | *          | 34  | 5153  | 13940 | 273 |
| Smirnov, N              | *          | 34  | 4394  | 15365 | 174 |
| over 100                |            | 33  |       |       |     |
| almost 300              |            | 32  |       |       |     |
| BIOLOGICAL / BIOMEDICAL |            |     |       |       |     |
| deSouza, W              | UFRJ       | 24  | 2134  | 87    | 157 |
| Gottlieb, OR            | UFF        | 24  | 2657  | 87    | 222 |
| Dobereiner, J           | UFRRJ      | 19  | 867   | 90    | 34  |
| Salzano, FM             | UFRGS      | 18  | 874   | 107   | 82  |
| Arruda, P               | Unicamp    | 18  | 820   | 85    | 52  |
| Vercesi, AE             | Unicamp    | 17  | 1077  | 69    | 74  |
| Laurance, WF            | INPA       | 16  | 820   | 124   | 37  |
| Jones, RN               | Unifesp    | 16  | 969   | 98    | 44  |
| Yoshida, M              | USP        | 15  | 737   | 60    | 71  |
| Oliveira, OS            | Unicamp    | 14  | 385   | 34    | 25  |
| Curi, R.                | USP        | 14  | 731   | 65    | 128 |
| Sader, H S              | *          | 14  | 825   | 97    | 41  |
| Trabulsi, LR            | USP        | 14  | 787   | 68    | 83  |
| Junqueira LCU           | USP        | 14  | 1148  | 52    | 32  |
| Graeff FG               | USP        | 13  | 556   | 36    | 46  |

| CHEMISTRY        |            |     |       |       |     |
|------------------|------------|-----|-------|-------|-----|
| NAME             | University | $h$ | $N_c$ | $N_a$ | $N$ |
| Zagatto, EAG     | USP        | 29  | 2770  | 143   | 116 |
| Toma, HE         | USP        | 28  | 2869  | 70    | 173 |
| Krug, FJ         | USP        | 28  | 1936  | 139   | 62  |
| Reis, BF         | USP        | 26  | 2257  | 132   | 110 |
| Comassetto, JV   | USP        | 25  | 2095  | 74    | 101 |
| Dupont, J        | UFRGS      | 23  | 2378  | 111   | 76  |
| Airolidi, C      | Unicamp    | 22  | 2093  | 50    | 220 |
| Chaimovich, H    | USP        | 22  | 1642  | 102   | 68  |
| Bergamin, H      | USP        | 21  | 1508  | 105   | 34  |
| Gushikem, Y      | Unicamp    | 21  | 1339  | 64    | 120 |
| Castellano, EE   | USP        | 20  | 1338  | 128   | 171 |
| Eberlin, MN      | Unicamp    | 20  | 1255  | 87    | 108 |
| Martins, MAP     | UFMS       | 20  | 1006  | 107   | 68  |
| Kubota, LT       | Unicamp    | 19  | 1159  | 64    | 112 |
| MATHEMATICS      |            |     |       |       |     |
| Mane, R.         | IMPA       | 14  | 509   | 19    | 21  |
| Iusem, AN        | IMPA       | 13  | 471   | 28    | 48  |
| Martinez, JM     | Unicamp    | 12  | 495   | 30    | 74  |
| Defigueiredo, DG | Unicamp    | 12  | 516   | 24    | 25  |
| Simis, A         | UFPE       | 11  | 393   | 29    | 39  |
| Dajczer, M       | IMPA       | 10  | 317   | 22    | 56  |
| Palis, J         | IMPA       | 9   | 230   | 17    | 19  |
| Costa, DG        | UNB        | 9   | 193   | 18    | 20  |
| Svaiter, BF      | IMPA       | 9   | 259   | 21    | 34  |
| Garcia, A        | IMPA       | 9   | 298   | 20    | 37  |
| Vasconcelos WV   | *          | 9   | 296   | 25    | 16  |
| Telles, JCF      | UFSC       | 9   | 311   | 21    | 22  |

**Table I:** The top  $h$ -ranking for the four fields. The numbers are (from left to right) the  $h$  index, total number of citations in the  $h$  papers, number of authors and total number of papers published by the author. Authors marked with (\*) are associated to foreign institutions but appears in the because of the brazilian collaboration in the  $h$  papers.

The rationale for this procedure is that we want to measure the average individual productivity. It means, the number of papers a researcher would have written alone along his/her carrier with at least  $h_l$  citations. Further, more authors could produce

more future self-citations which may produce statistical biases. The  $h_I$  index is also easy to compute from the Thompson ISI Web of Science, once  $h$  has been computed.

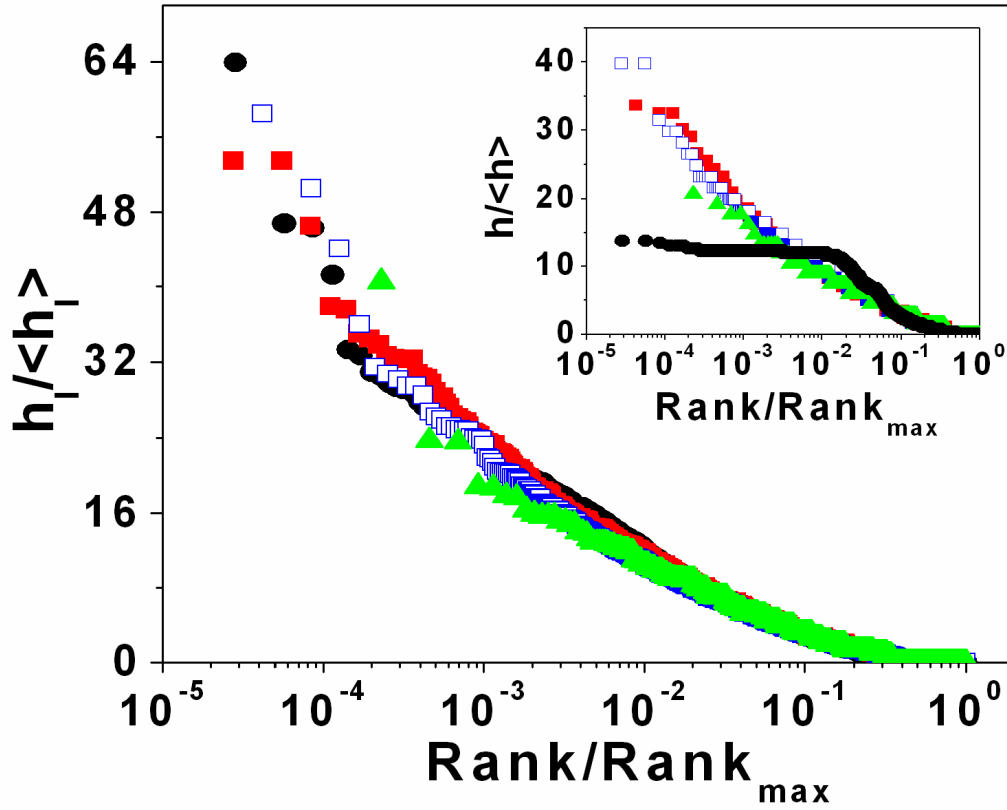


The rank plots of  $h$  (inset of Fig. 3) and  $h_I$  (Fig. 3) are strongly different.

**FIG. 3:** The index  $h_I$  as a function of the ranking  $R$  for the brazilian research fields (● Physics, ■ Chemistry, □ Biology/Biomedical and ▲ Mathematics). The  $h_I$  curves, in contrast to  $h$  curves, have the same functional shape. **Inset:** The same for the index  $h$ .

Physics rank plot is practically constant for the first 1000  $h$ -ranks, presenting an abrupt decay afterwards. This rank plot drastically differs from the rank plot of other considered fields. The  $h_I$  rank plot is much smoother and, importantly, all the distributions are more similar among themselves.

The functional similarity of the  $h_I$  rank plots motivated us to do the scaling of the variables. With this aim, we divided each  $h_I$  curve by its mean values and the ranks were divided by the size of the community (maximum rank). The scaled variables are plotted in Fig. 3, where we see the data collapse into a single universal curve. This is not observed for the relative  $h$  index (Fig.3-B inset).



**FIG. 4:** The index  $h_I / \langle h_I \rangle$  as a function of the ranking  $R / R_{\max}$  in four different research fields (● Physics, ■ Chemistry, □ Biology/Biomedical and ▲ Mathematics) in Brazil. A single universal curve is found. **Inset:** Data collapse is not obtained for  $h$  curves.

The use of the mean in the  $h_I$  index could penalize authors with eventual papers with large co-authorship, since the mean is a measure very sensitive to extremum values. A possible correction to this factor (a little bit harder to obtain) is to consider the

median instead of the mean value. We have observed a strong correlation ( $r = 0.93$ ) between the rankings using the mean value and the median. Calling  $h_{II} = h/m$ , where  $m$  is the median of the number of authors in the  $h$  publications is another possible index. The top ten Brazilian  $h_I$ -researchers are shown in Table II. Notice that the overlaps of the  $h$  and  $h_I$  lists are: 10% for Physics, 60% for Chemistry, 50% for Biology and 90% for Mathematics.

| PHYSICS                 |            |       |     |       |       |     |
|-------------------------|------------|-------|-----|-------|-------|-----|
| NAME                    | University | $h_I$ | $h$ | $N_c$ | $N_a$ | $N$ |
| Tsallis, C              | CBPF       | 14.8  | 35  | 5946  | 82    | 219 |
| Berkovits, N            | Unesp      | 10.8  | 20  | 1101  | 36    | 57  |
| Letelier, PS            | Unicamp    | 10.7  | 17  | 1156  | 26    | 113 |
| Adhikari, S K           | Unesp      | 9.5   | 20  | 1423  | 41    | 182 |
| Alcaraz, FC             | USP        | 7.7   | 20  | 1060  | 51    | 74  |
| Lemos, JPS              | UFRJ       | 7.5   | 14  | 548   | 25    | 32  |
| Nunes, OAC              | UNB        | 7.1   | 10  | 338   | 13    | 81  |
| Hipolito, O             | UMC        | 7.0   | 18  | 919   | 45    | 75  |
| Sarmiento, EF           | UFAL       | 6.8   | 20  | 996   | 58    | 56  |
| Swieca JÁ               | UFSCar     | 6.7   | 16  | 714   | 37    | 20  |
| BIOLOGICAL / BIOMEDICAL |            |       |     |       |       |     |
| Gottlieb, OR            | UFF        | 6.6   | 24  | 2657  | 86    | 222 |
| deSouza, W              | UFRJ       | 6.6   | 24  | 2134  | 86    | 157 |
| Oliveira, PS            | Unicamp    | 5.8   | 14  | 385   | 33    | 25  |
| Graeff, FG              | USP        | 4.7   | 13  | 556   | 35    | 46  |
| Mello MLS               | Unicamp    | 4.6   | 11  | 406   | 25    | 77  |
| Ferreira, SH            | USP        | 4.33  | 13  | 1017  | 38    | 70  |
| Peres, CA               | USP        | 4.27  | 8   | 254   | 14    | 14  |
| Vercesi, AE             | Unicamp    | 4.2   | 17  | 1077  | 68    | 74  |
| Lacazvieira, F          | USP        | 4.05  | 9   | 133   | 19    | 34  |
| Dobereiner, J           | UFRRJ      | 4.01  | 19  | 867   | 89    | 34  |

| CHEMISTRY      |            |       |     |       |       |     |
|----------------|------------|-------|-----|-------|-------|-----|
| NAME           | University | $h_I$ | $h$ | $N_c$ | $N_a$ | $N$ |
| Toma, HE       | USP        | 11.2  | 28  | 869   | 69    | 173 |
| Aioldi, C      | Unicamp    | 9.7   | 22  | 93    | 49    | 220 |
| Comasseto, JV  | USP        | 8.4   | 25  | 95    | 73    | 101 |
| Gushikem, Y    | Unicamp    | 6.9   | 21  | 339   | 63    | 120 |
| Petragnani, N  | USP        | 6.0   | 17  | 330   | 47    | 50  |
| Zagatto, EAG   | USP        | 5.9   | 29  | 770   | 142   | 116 |
| Riveros, JM    | USP        | 5.8   | 15  | 70    | 38    | 57  |
| Kubota, LT     | Unicamp    | 5.6   | 19  | 159   | 63    | 112 |
| Krug, FJ       | USP        | 5.6   | 28  | 936   | 138   | 62  |
| Fatibello, O   | UFSCar     | 5.4   | 13  | 46    | 30    | 69  |
| MATHEMATICS    |            |       |     |       |       |     |
| Mane, R        | IMPA       | 10.3  | 14  | 509   | 18    | 21  |
| Iusem, AN      | IMPA       | 6.04  | 13  | 471   | 27    | 48  |
| Defigueiredo D | Unicamp    | 6.0   | 12  | 516   | 23    | 25  |
| Martinez, JM   | Unicamp    | 4.80  | 12  | 495   | 29    | 74  |
| Palis, J       | IMPA       | 4.76  | 9   | 230   | 16    | 19  |
| Dajczer, M     | IMPA       | 4.54  | 10  | 317   | 21    | 56  |
| Costa, DG      | UNB        | 4.50  | 9   | 193   | 17    | 20  |
| Simis, A       | UFPE       | 4.2   | 11  | 393   | 28    | 39  |
| Garcia, A      | IMPA       | 4.05  | 9   | 298   | 19    | 37  |
| Gonzaga, CC    | UFSC       | 4     | 6   | 188   | 8     | 15  |

**Table II:** The top  $h_I$ -ranking for the four fields. The numbers are (from left to right) the  $h_I$  index,  $h$  index, total number of citations in the  $h$  papers, number of authors and total number of papers published by the author.

#### 4. CONCLUSION

The index  $h_I$  is complementary to  $h$  and indicates the number of papers a researcher would have written along his/her carrier if he/she has worked by him/herself,

with at least  $h_I$  citations. It diminishes the  $h$  degenerescency and has the advantage of being less sensitive to different research fields. This allows a less biased comparison due to the consideration of co-authorship. The  $h$  ranking studied takes into account publications that have at least one author with Brazilian address and presented strong differences in functional form between fields say, Physics and Mathematics. Such differences vanish for  $h_I$ , where data collapse has been found. This universal behavior allows comparisons among different fields. It would be interesting to perform this study for other countries. **Acknowledge:** This work was supported by CAPES, CNPQ and FAPESP.

## Reference:

- [1] J. E. Hirsch, physics/0508025
- [2] ] S. B. Popov, physics/0508113.
- [3] D. F. Taber, Science 309, 4 (2005).
- [4] Nature (London) **436**, 889 (2005).
- [5] P. Ball, Nature (London) **436**, 900 (2005).
- [6] Y. Bhattacharjee, Science **309**, 1181 (2005).
- [7] W. Glanzel *et. al*, Sientometrics **61**,395 (2004)
- [8] Batista P.D *et. al.*, physics/0509048.
- [9] Lehmann *et. al*, Phys. Review E **68**, 026113 (2003)
- [10] J. Laherrère and D. Sornette, Eur. Phys. J. B **2**, 525 (1998).
- [11] C. Tsallis, Quimica Nova 17, **468** (1994).
- [12] S. Redner, Eur. Phys. J. B 4, **131** (1998).
- [13] C. Tsallis and M. P. de Albuquerque, Eur. Phys. J. B **13**, 777 (2000).