

Modified index to quantify individual's scientific research output

Pablo Diniz Batista, Mônica Guimarães Campiteli, Osame Kinouchi, and Alexandre Souto Martinez*

Faculdade de Filosofia, Ciências e Letras de Ribeirão Preto,

Universidade de São Paulo

Avenida Bandeirantes, 3900

14040-901, Ribeirão Preto, SP, Brazil.

(Dated: February 9, 2020)

Individual's scientific research output can be effectively quantified as the number of papers h with at least h citation. This index is robust, but strongly dependent on the research field. Here we call the attention that h is correlated to the number of authors in the papers. Thus, we propose a new index $h' = h/\langle N_a \rangle = h^2/N_a$, where $\langle N_a \rangle = N_a/h$ with N_a is the cumulated number of authors in the considered h papers. The statistics of h (power laws) and h' (stretched exponential) are shown the Brazilian scientific production in: Physics, Chemistry, Biology and Mathematics. This modified index is statistically independent of h , it is still robust but less sensitive to different research fields. The top 10 h and h' of each considered research field are ranked.

PACS numbers:

Keywords:

I. INTRODUCTION

Scientific research output quantification has attracted new proposals in the last months [1, 2]. In special, Hirsch [1, 3, 4] has proposed a new h index to quantify individual's scientific research output. A researcher with index h has h papers with at least h citations. This index has several advantages, it:

1. combines productivity constancy with impact,
2. is easy to access the necessary data in the Thompson ISI Web of Science database,
3. is robust to outliers,
4. is hard to inflate etc.

In one hand, this index is an interesting use of extrema statistics, which is dominated by (Gumbel) exponential density distributions. On the other hand, this index is very sensitive to the research field, being difficult to compare scientific research output even inside a given field. For instance, in general, theoretical and experimental physicists have very different h . Further, many researchers have the same index, so that discrimination among them is a hard task.

Here we propose an extension to the h index to include co-authorship by a h' index. The statistics of h and h' are presented for the four major basic research fields in Brazil. We also present the Brazilian top ten h and h' researchers.

II. METHODOLOGY

From Thompson ISI Web of Science database, we have considered the Brazilian scientific research output in four different fields: Physics, Chemistry, Biology and Mathematics. Brazilian Science Indicators (BSI) database was compiled based on the database of the Institute for Scientific Information (ISI). The research was realized using the query "Brazil OR Brasil" in the Address field. We have considered all documents published from 1945 up to 2004. The BSI database contains information about 188,909 bibliographical references. This information includes type of publication, full reference; citations received yearly (June 2005), authors' name and address, including the name of the institution, city, state and country. Among all reference, we have considered only 150,323 articles, 24,164 meeting abstracts, 5,541 notes, 3,577 letters and 2,333 reviews. Documents have been classified into the following research fields: Physics, Chemistry, Biology or Mathematics using the tag subject. Then four lists were compiled containing author name, publication number, times cited and number of co-authors. Notice that authors can appear in more than one list.

III. RESULTS

We have been able to verify that citation distributions are described either by stretched exponentials [5] or q -exponential [6] (See Fig. 1), as previously obtained [7, 8]. Also, we have verified that $N_{c,tot} = ah^2$ (not shown), as stated in Ref. [1].

According to Fig. 2, the h distributions for different fields tend to be power laws, with exponential cutoff (stretched exponentials) due to finite size effects (not fitted). Notice however that in Physics there exist many more researchers with $h > 10$ than the other research

*Electronic address: asmartinez@ffclrp.usp.br;
URL: <http://paginas.terra.com.br/educacao/asmartinez/>

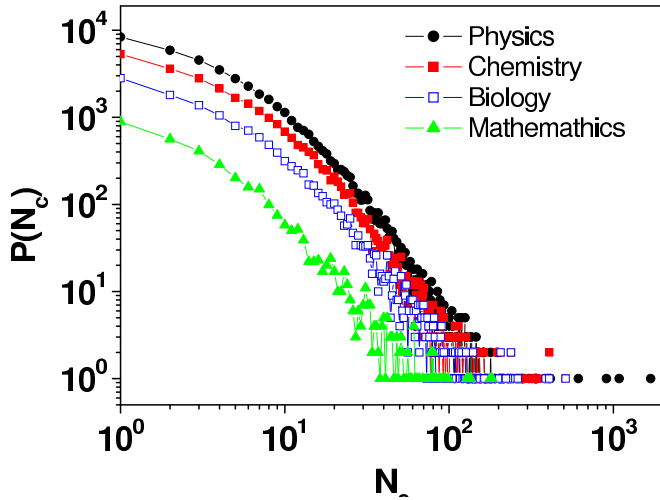


FIG. 1: Non-normalized distribution of N_c index in four different research fields in Brazil.

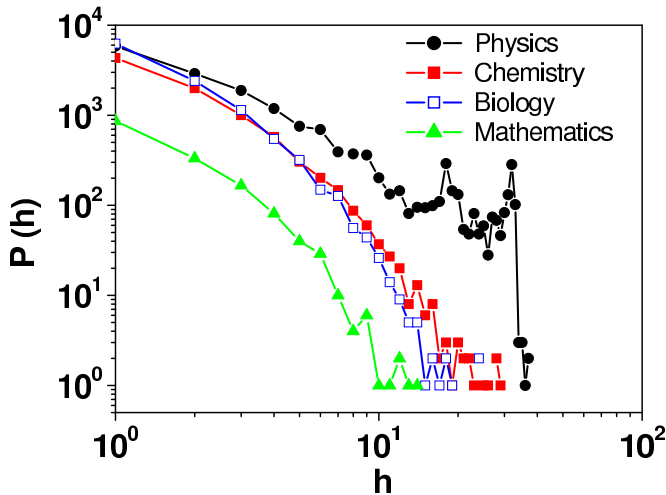


FIG. 2: Non-normalized distribution of h index in four different research fields in Brazil.

areas, making it to tend to converge more rapidly to a power-law. The research fields Chemistry and Biology behave similarly. In Brazil, we have observed that biologists have greater h than physicist, contrary to Hirsch's statement [1]. The top 10 Brazilian h -researchers are displayed in Table I.

From Table I, one sees that it can be very difficult to compare researchers from different fields. However, we have noticed a strong correlation between h and the number of co-authors that sign the top h publications.

As noted by Nature Editor [3] it is interesting to take into account the number of co-authors in a scientific research productivity index. The distributions of papers with k co-authors are shown in Fig. 3. One sees that for all considered research fields; the maximum of the distributions is two. Nevertheless Physics have much more

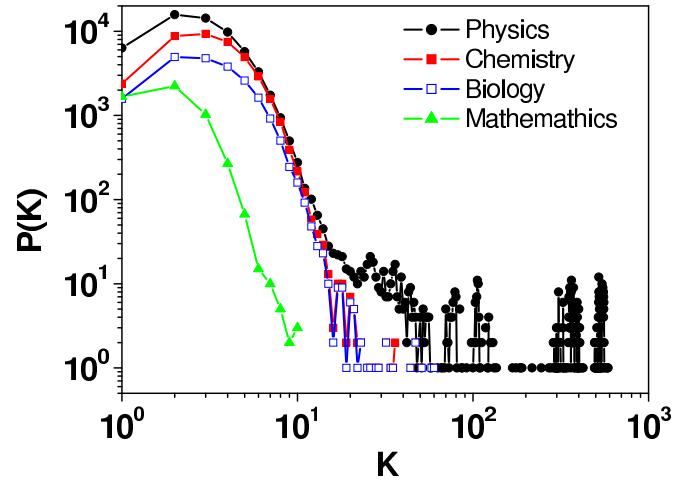


FIG. 3: Non-normalized distribution of k the number of co-authors per article in four different research fields in Brazil.

papers with more than 20 co-authors (outliers).

To consider the number of co-author per publication, let us divide h by the mean number of co-authors in the h publication. Thus, we obtain this new index h' , which is statistically independent from h , and gives further information about the research output. This index is also easy to compute from the Thompson ISI Web of Science, once h has been computed. As shown in Fig. 4 the rank plots of h and h' are strongly different. Physics rank plot is practically constant for the first 1000 h -ranks, presenting an abrupt decay afterwards. This rank plot drastically differs from the rank plot of other considered fields. The h' rank plot is much smoother, with greater range and all the distributions are more similar among themselves. Notice that we have not attempted to do a data collapse. The top ten Brazilian h' -researchers are shown in Table I.

The mean number of co-authors in the h publications is sensitive to outliers, a possibility (a little bit harder to obtain) is to consider the median. We have observed a strong correlation ($r = 0.93$) between the rankings using the mean value and the median. Calling $h'' = h/m$, where m is the median of the number of co-authors in the h publications is another possible index.

IV. CONCLUSION

The index h' is complementary to h . It lifts h degenerescency and it has the advantage of being less sensitive to different research fields. This allows a less biased comparison due to the consideration of co-authorship. We stress that the Brazilian ranking presented takes into account publications that have at least one co-author with Brazilian address. It would be interesting to perform this study for other countries.

Physics	Chemistry	Biology	Mathematics
Eppley, G. (37, 4938, 13171, 163)	Zagatto, E. A. G. (29, 2770, 142, 116)	deSouza, W. (24, 2134, 86, 157)	Mane, R. (14, 509, 18, 21)
Fisyak, Y. (37, 4732, 13217, 156)	Toma, H. E. (28, 2869, 69, 173)	Gottlieb, O. R. (24, 2657, 86, 222)	Iusem, A. N. (13, 471, 27, 48)
Read, A. L. (36, 5794, 17094, 230)	Krug, F. J. (28, 1936, 138, 62)	Dobereiner, J. (19, 867, 89, 34)	Martinez, J. M. (12, 495, 29, 74)
Tsallis, C. (35, 5946, 82, 219)	Reis, B. F. (26, 2257, 131, 110)	Salzano, F. M. (18, 874, 106, 82)	Defigueiredo, D. G. (12, 516, 23, 25)
Yang, J. (35, 3956, 12457, 83)	Comasseto, J. V. (25, 2095, 73, 101)	Arruda, P. (18, 820, 84, 52)	Simis, A. (11, 393, 28, 39)
Yepes, P. (35, 3677, 13414, 120)	Dupont, J. (23, 2378, 110, 76)	Vercesi, A. E. (17, 1077, 68, 74)	Dajczer, M. (10, 317, 21, 56)
Alves, G. A. (34, 3812, 11106, 136)	Airoidi, C. (22, 2093, 49, 220)	Laurance, W. F. (16, 820, 123, 37)	Palis, J. (9, 230, 16, 19)
Verbeure, F. (34, 5153, 13939, 273)	Chaimovich, H. (22, 1642, 101, 68)	Jones, R. N. (16, 969, 97, 44)	Costa, D. G. (9, 193, 17, 20)
Smirnov, N. (34, 4394, 15364, 174)	Bergamin, H. (21, 1508, 104, 34)	Yoshida, M. (15, 737, 59, 71)	Svaiter, B. F. (9, 259, 20, 34)
over 100 researchers with $h = 33$	Gushikem, Y. (21, 1339, 63, 120)	Oliveira, P. S. (14, 385, 33, 25)	Garcia, A. (9, 298, 19, 37)
		Curi, R. (14, 731, 64, 128)	Vasconcelos, W. V. (9, 296, 24, 16)
		Sader, H. S. (14, 825, 96, 41)	Telles, J. C. F. (9, 311, 20, 22)
		Trabulsi, L. R. (14, 787, 67, 83)	
		Junqueira, L. C. U. (14, 1148, 51, 32)	
Tsallis, C. (14.8, 35, 5946, 82, 219)	Toma, H. E. (11.2, 28, 2869, 69, 173)	Gottlieb, O. R. (6.6, 24, 2657, 86, 222)	Mane, R. (10.3, 14, 509, 18, 21)
Berkovits, N. (10.8, 20, 1101, 36, 57)	Airoidi, C. (9.7, 22, 2093, 49, 220)	deSouza, W. (6.6, 24, 2134, 86, 157)	Iusem, A. N. (6.04, 13, 471, 27, 48)
Letelier, P. S. (10.7, 17, 1156, 26, 113)	Comasseto, J. V. (8.4, 25, 2095, 73, 101)	Oliveira, P. S. (5.8, 14, 385, 33, 25)	Defigueiredo, D. G. (6.0, 12, 516, 23, 25)
Adhikari, S. K. (9.5, 20, 1423, 41, 182)	Gushikem, Y. (6.9, 21, 1339, 63, 120)	Graeff, F. G. (4.7, 13, 556, 35, 46)	Martinez, J. M. (4.80, 12, 495, 29, 74)
Alcaraz, F. C. (7.7, 20, 1060, 51, 74)	Petragnani, N. (6.0, 17, 1330, 47, 50)	Mello, M. L. S. (4.6, 11, 406, 25, 77)	Palis, J. (4.76, 9, 230, 16, 19)
Lemos, J. P. S. (7.5, 14, 548, 25, 32)	Zagatto, E. A. G. (5.9, 29, 2770, 142, 116)	Ferreira, S. H. (4.33, 13, 1017, 38, 70)	Dajczer, M. (4.54, 10, 317, 21, 56)
Nunes, O. A. C. (7.1, 10, 338, 13, 81)	Riveros, J. M. (5.8, 15, 870, 38, 57)	Peres, C. A. (4.27, 8, 254, 14, 14)	Costa, D. G. (4.50, 9, 193, 17, 20)
Hipolito, O. (7.0, 18, 919, 45, 75)	Kubota, L. T. (5.6406, 19, 1159, 63, 112)	Vercesi, A. E. (4.2, 17, 1077, 68, 74)	Garcia, A. (4.05, 9, 298, 19, 37)
Sarmiento, E. F. (6.8, 20, 996, 58, 56)	Krug, F. J. (5.6403, 28, 1936, 138, 62)	Lacazvieira, F. (4.05, 9, 133, 19, 34)	Gonzaga, C. C. (4.00, 6, 188, 8, 15)
	Fatibello, O. (5.4, 13, 456, 30, 69)	Dobereiner, J. (4.01, 19, 867, 89, 34)	

TABLE I: (TOP)Top ten h -researchers in different fields. The numbers are $(h, N_{c,tot}, N_{a,h}, N_{p,tot})$, where h is the index, $N_{c,tot}$ is the total number of citations, $N_{a,h}$ the number of co-authors in the h publication and $N_{p,tot}$ the total number of published paper. (BOTTON) Top ten h' -researchers in different fields. The numbers are $(h', h, N_{c,tot}, N_{a,h}, N_{p,tot})$, as in Table I.

- | | |
|--|---|
| <p>[1] J. E. Hirsch, cond-mat/0508025.</p> <p>[2] S. B. Popov, cond-mat/0508113.</p> <p>[3] Nature (London) 436, 889 (2005).</p> <p>[4] P. Ball, Nature (London) 436, 900 (2005).</p> <p>[5] J. Laherrère and D. Sornette, Eur. Phys. J. B 2, 525 (1998).</p> | <p>[6] C. Tsallis, Quimica Nova 17, 468 (1994).</p> <p>[7] S. Redner, Eur. Phys. J. B 4, 131 (1998).</p> <p>[8] C. Tsallis and M. P. de Albuquerque, Eur. Phys. J. B 13, 777 (2000).</p> |
|--|---|

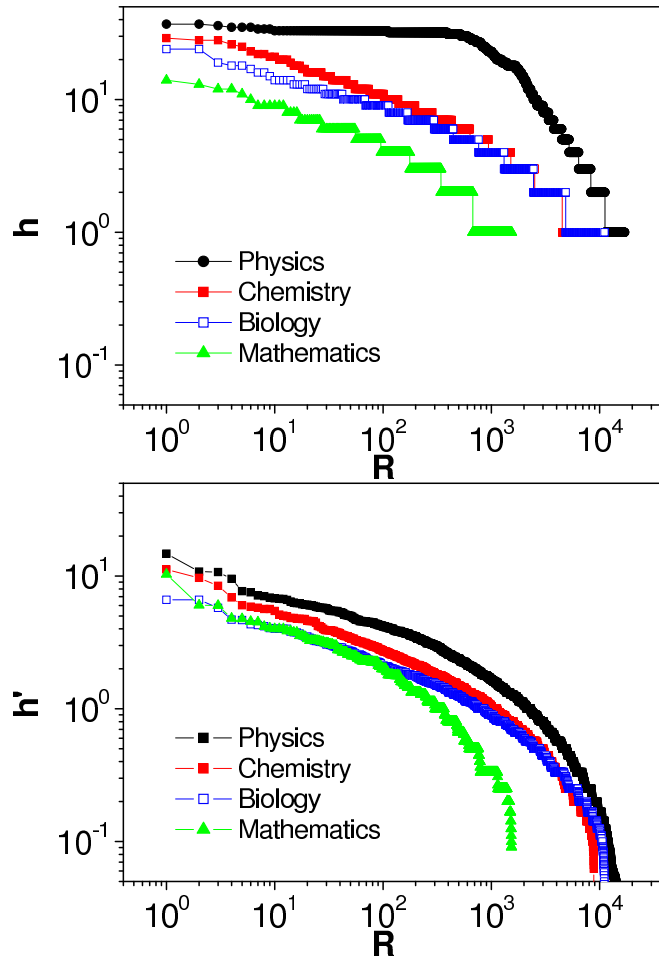


FIG. 4: The indexes h and h' as a function of the ranking R in four different research fields in Brazil.

