

Magnetization of rotating ferro fluids: predictions of different theoretical models

A. Leschhorn and M. Lucke
 Institut für Theoretische Physik,
 Universität des Saarlandes,
 D-66041 Saarbrücken, Germany

(Dated: January 23, 2019)

Abstract

We consider a ferro fluid cylinder, that is rotating with constant rotation frequency $\Omega = \Omega \mathbf{e}_z$ as a rigid body. A homogeneous magnetic field $\mathbf{H}_0 = H_0 \mathbf{e}_x$ is applied perpendicular to the cylinder axis \mathbf{e}_z . This causes a nonequilibrium situation. Therein the magnetization \mathbf{M} and the internal magnetic field \mathbf{H} are constant in time and homogeneous within the ferro fluid. According to the Maxwell equations they are related to each other via $\mathbf{H} = \mathbf{H}_0 - \mathbf{M}/\epsilon_0$. However, \mathbf{H} and \mathbf{M} are not parallel to each other and their directions differ from that of the applied field \mathbf{H}_0 . We have analyzed several different theoretical models that provide equations for the magnetization in such a situation. The magnetization \mathbf{M} is determined for each model as a function of Ω and H_0 in a wide range of frequencies and fields. Comparisons are made of the different model results and the differences in particular of the predictions for the perpendicular components $H_y = -M_y/\epsilon_0$ of the fields are analyzed.

I. INTRODUCTION

There are several theoretical equations for the dynamics of the magnetization $M(r;t)$ of a ferro uid that is flowing with velocity $u(r;t)$ in an externally applied magnetic field H_0 [1, 2, 3, 4, 5]. Here we compare their predictions for a simple special case that is experimentally accessible. We consider a ferro uid cylinder of radius R of sufficiently large length to be approximated as infinite in a homogeneous applied field $H_0 = H_0 e_x$ in x -direction. The ferro uid cylinder is enforced via its walls to rotate as a rigid-body around its long axis with constant rotation frequency $\omega = \omega e_z$ being oriented perpendicular to H_0 . The flow field is thus $u(r) = \omega \times r = \omega r e_\phi$, where e_ϕ is the unit vector in azimuthal direction. In such a situation all aforementioned models allow for a spatially and temporally constant nonequilibrium magnetization M that is rotated out of the directions of H_0 and H by the flow. The Maxwell equations demand that the fields H and M within the ferro uid are related to each other via

$$H = H_0 - \frac{1}{2}M \quad (1.1)$$

as indicated schematically in Fig. 1 and that the magnetic field outside the ferro uid cylinder

$$H^{\text{out}} = H_0 + \frac{1}{2} \frac{R^2}{r^2} - \frac{2}{r} \frac{rM}{r} = H_0 + \frac{1}{2} \frac{R^2}{r^2} - \frac{2M}{r} \quad (1.2)$$

is a superposition of the applied field H_0 and the dipolar contribution from M .

II. MAGNETIZATION EQUATIONS

The model equations that we compare here imply a relaxational dynamics either of M towards the equilibrium magnetization

$$M_{\text{eq}}(H) = \frac{M_{\text{eq}}(H)}{H} H = (H)H \quad (2.1)$$

or of the "local equilibrium" or "effective" field

$$H_{\text{eff}}(M) = \frac{M_{\text{eq}}^{-1}(M)}{M} M = F(M)M \quad (2.2)$$

towards the internal field H . The equilibrium magnetization $M_{\text{eq}}(H)$ referring to the functional relation between internal field H and magnetization in the case of $\omega = 0$ is a thermodynamic material property of the ferro uid. The effective field H_{eff} lies parallel to M and

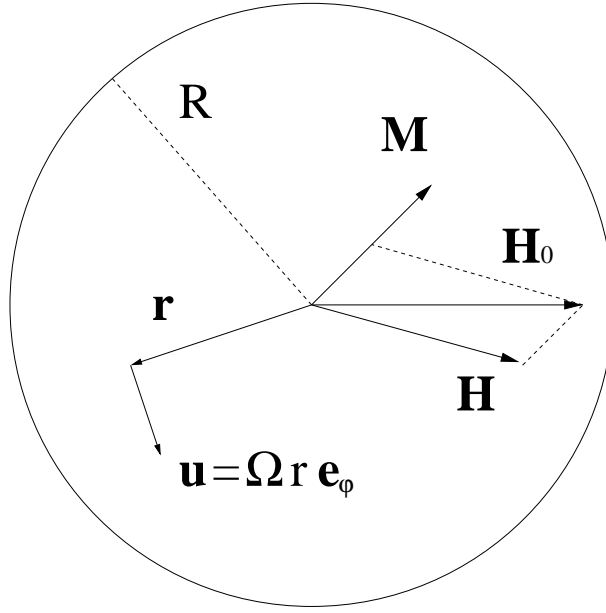


FIG. 1: Schematic plot of relevant vectors.

can be seen as the inverse of the defining requirement

$$\mathbf{M} = \mathbf{M}_{\text{eq}}(\mathbf{H}_{\text{eff}}) : \quad (2.3)$$

In equilibrium, $\dot{\mathbf{M}} = 0$, one has $\mathbf{H}_{\text{eff}} = \mathbf{H}$ and $\mathbf{M} = \mathbf{M}_{\text{eq}}$.

We consider here the relations

$$\text{Debye:} \quad \mathbf{M} = \frac{1}{\chi} (\mathbf{M} - \mathbf{M}_{\text{eq}}) \quad (2.4)$$

$$\text{S'72 [2]:} \quad \mathbf{M} = \frac{1}{\chi} (\mathbf{M} - \mathbf{M}_{\text{eq}}) + \frac{0}{4} \mathbf{M} (\mathbf{M} - \mathbf{H}) \quad (2.5)$$

$$\text{FK [3]:} \quad \mathbf{M} = \chi_H (\mathbf{H}_{\text{eff}} - \mathbf{H}) + \frac{0}{4} \mathbf{M} (\mathbf{M} - \mathbf{H}) \quad (2.6)$$

$$\text{S'01 [4]:} \quad \mathbf{H}_{\text{eff}} = \frac{1}{\chi} (\mathbf{H}_{\text{eff}} - \mathbf{H}) + \frac{0}{4} \mathbf{H}_{\text{eff}} (\mathbf{M} - \mathbf{H}) \quad (2.7)$$

$$\text{ML [5]:} \quad \mathbf{M} = \chi (\mathbf{H}_{\text{eff}} - \mathbf{H}) \quad (2.8)$$

resulting for the rotating cylinder from the above 5 models. In ML we use the weak field variant of ref. [5]. These equations have to be solved numerically in combination with the Maxwell equation (1.1).

As an aside we mention that the above equations can be written in the common form

$$\mathbf{M} (\chi + \chi_3 \mathbf{M} - \mathbf{H}_0) = \chi_1 (\mathbf{H}_0 - \chi_2 \mathbf{M}) \quad (2.9)$$

with coefficients:

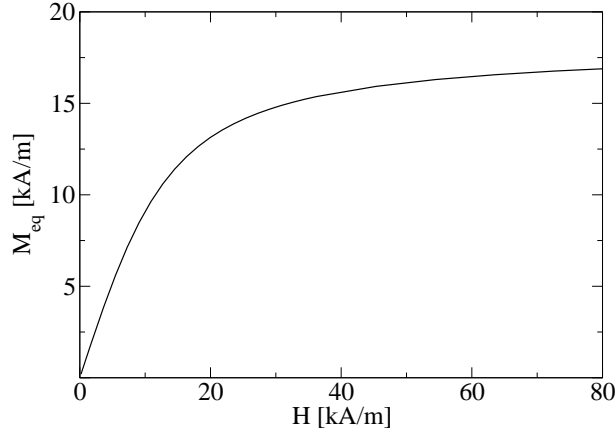


FIG. 2: Equilibrium magnetization $M_{eq}(H)$ used as input into the models compared here.

Debye	$\chi_1 = -$	$\chi_2 = \frac{1}{F} + \frac{1}{2}$	$\chi_3 = 0$
S'72	$\chi_1 = -$	$\chi_2 = \frac{1}{F} + \frac{1}{2}$	$\chi_3 = \frac{0}{4}$
S'01	$\chi_1 = \frac{1}{F}$	$\chi_2 = F + \frac{1}{2}$	$\chi_3 = \frac{0}{4}$
FK	$\chi_1 = H$	$\chi_2 = F + \frac{1}{2}$	$\chi_3 = \frac{0}{4}$
ML	$\chi_1 =$	$\chi_2 = F + \frac{1}{2}$	$\chi_3 = 0$

III. RESULTS

In order to make the comparison of the theoretical results easier we replace the equilibrium magnetization $M_{eq}(H)$ by the Langevin expression $M_{eq}(H) = M_{sat} L(\frac{H}{M_{sat}})$ with the initial susceptibility $\chi_0 = \chi(H=0)$. We use $\chi_0 = 1.09$ and $M_{sat} = 18149 \text{ A/m}$ for the saturation magnetization which is appropriate for the ferromagnetic APG 933 of FERROTEC. The resulting curve is shown in Fig. 2. Furthermore, we replace the relaxation time $\tau(H)$ by $\tau_B = 6 \cdot 10^{-4} \text{ s}$. For $\omega < \frac{3}{2}$ we use the values $\gamma = 0.5 \text{ Pa s}$ and $\alpha = 0.041$ and for $\omega > \frac{3}{2}$ we use $\gamma = \gamma_0 = \tau_B$ [6]. For the parameter β of ML [5] we investigate two different choices: Either the low-field variant, $\beta = \gamma_0 = \tau_B$, as in FK that is denoted here by ML(F). Or the variant $\beta = 1 = [F(M)_B]$ as in S'01 that is denoted here by ML(S).

Especially the perpendicular component $H_y = \frac{1}{2} M_y$ of the magnetic field is suited for a comparison of the different models with each other and with experiments. Before doing the former we should like to draw the attention to the frequency behavior of $M_y(H_0; \omega)$. We mentioned already that M_y vanishes for zero vorticity, $\omega = 0$. Furthermore, one finds that

M_y as well as M of eq.(2.9) in terms of Ω as in Fig.

the solution m as a function

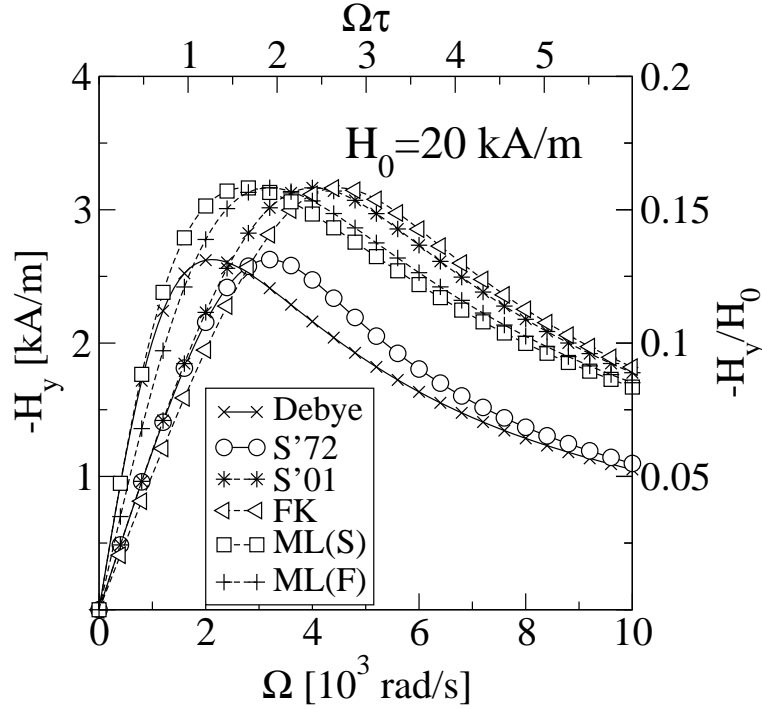


FIG. 3: Comparison of the predictions of the different theoretical models for the transverse internal field H_y versus rotation frequency Ω .

The differences in the results for the different models are easily captured by comparing their predictions for the maximum values of $|H_y|$, the locations of these maxima at Ω^{max} , and the initial slopes $\frac{dH_y}{d\Omega}$ at $\Omega = 0$, each as a function of applied field H_0 . This is done in Fig. 4.

The maximal values of $|H_y|$ of Debye and S'72 are the same while their locations, Ω^{max} , differ. The models S'01, FK, and ML formulated in terms of the effective field also share a common maximal value of $|H_y|$ being larger than that of Debye and S'72 while the location, Ω^{max} , differ partly substantially. Hence the magnetic torque, $M \propto H$, entering into S'72, FK, and S'01 only shifts the frequency Ω^{max} . It remains to be seen whether experiments can be performed with sufficient accuracy to discriminate between the different theoretical

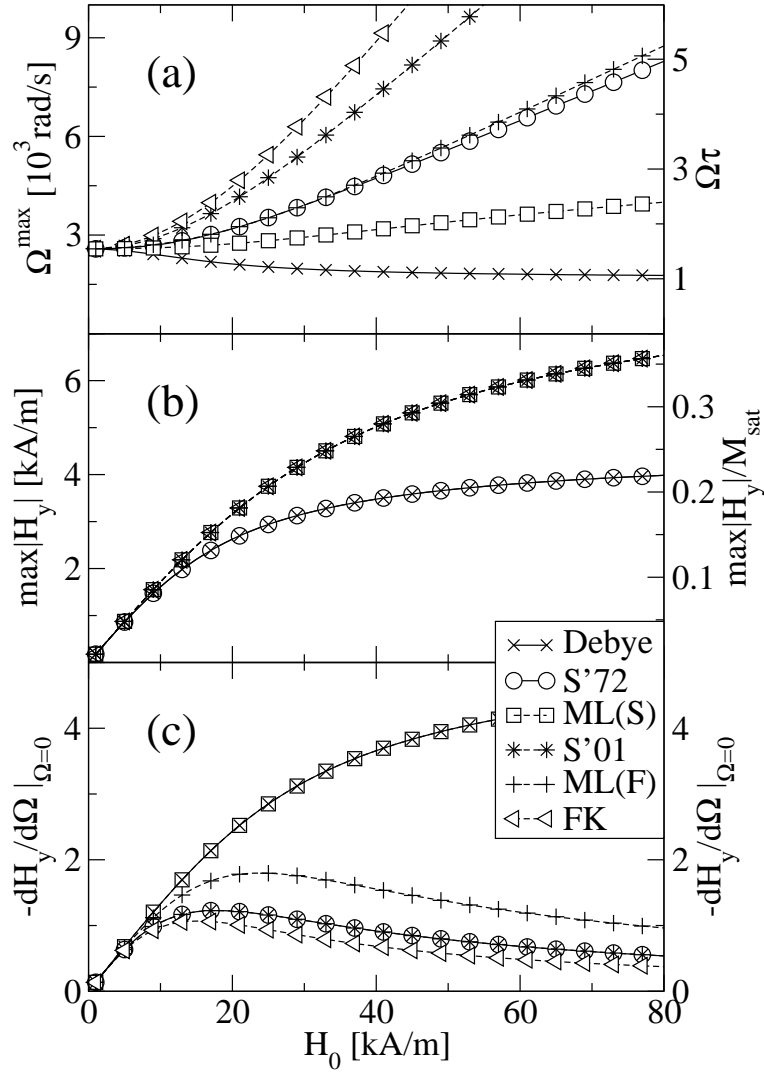


FIG. 4: (a) Frequency Ω^{\max} leading to maximal transverse field, (b) largest transverse field, and (c) initial slope $\frac{dH_y}{d\Omega}$ at $\Omega = 0$. Fig. et was länger machen ???

predictions.

-
- [1] R. E. Rosensweig, *Ferrohydrodynamics*, Cambridge University Press, Cambridge (1985).
 - [2] M. I. Shliomis, *Sov. Phys. JETP* 34, 1291 (1972).
 - [3] B. U. Felderhof and H. J. Krah, *J. Chem. Phys.* 110, 7403 (1999); B. U. Felderhof, *Phys. Rev. E* 62, 3848 (2000); *ibid* 64, 063502 (2001).
 - [4] M. I. Shliomis, *Phys. Rev. E* 64, 060501 (2001); *ibid* 64, 063501 (2001).

- [5] H. W. Müller, M. Liu, Phys. Rev. E 64, 061405 (2001).
- [6] B. U. Felderhof, Phys. Rev. E 64, 021508 (2001).