

Scaling in Complex Systems: Analytical Theory of Charged Pores

A. Enriquez and L. Blum

Department of Physics, University of Puerto Rico, P.O. Box 23343, Rio
Piedras, PR , USA, 00931-3343

December 16, 2018

Abstract

In this paper we find an analytical solution of the equilibrium ion distribution for a toroidal model of a ionic channel, using the Perfect Screening Theorem (PST)[1]. The ions are charged hard spheres, and are treated using a variational Mean Spherical Approximation (VMSA) [2].

Understanding ion channels is still a very open problem, because of the many exquisite tuning details of real life channels. It is clear that the electric field plays a major role in the channel behaviour, and for that reason there has been a lot of work on simple models that are able to provide workable theories. Recently a number of interesting papers [3, 4, 5, 6, 7, 8, 9, 10, 11] have appeared that discuss models in which the effect of the geometry, excluded volume and non-linear behaviour is considered.

We present here a 3D model of ionic channels which consists of a charged, deformable is a torus with a circular or elliptical cross section, which can be flat or vertical (close to a cylinder). Extensive comparisons to MC simulations were performed.

The new solution opens new possibilities, such as studying flexible pores [12], and water phase transformations inside the pores using an approach similar to that used on flat crystal surfaces [13, 14]

1 Introduction

We dedicate this contribution to Prof. Ben Widom, one of the leading figures in Statistical Mechanics.

The study of the transport process in membrane ion channels is complicated by the presence of the protein walls, the interaction with ions, water molecules and the electric field profile, which determine many of the salient properties of ion channels. Computing the electric potential profile everywhere in a real channel is difficult, if not impossible, because of the complexity of the system, and for that reason simplified models have been used: Kuyucak et al [4, 5], have studied circular toroidal channels using the linear Poisson-Boltzmann equation, in which the ions are treated as point charges. Excluded volume effects have been included [8, 10, 11] to explain ion selectivity. Furthermore nonlinear effects, which

are important, are included in the 1D, non-linear Poisson Boltzmann PNP models of Eisenberg et al.[9, 10, 11]. Excluded volume effects come into play when molecular solvents are used[6, 7]. Recently the effects on porin arising from the rotation of water molecules were discussed[13].

We propose here a new VMSA solution [2] of a ion channel model which consists of a toroidal ring with either circular or elliptical (prolate or oblate) cross section. The major feature of our solution is that it satisfies the Perfect Screening Theorems (PST)[1]. This is not only a physical requirement, but also a technical advantage, because it can be used to include discrete molecular solvents such as hard dipoles [15], and water [16]. This has been used in the theory of a phase transition that involves the turning of water by an electric field[14].

The non-linear Poisson-Boltzmann case has been discussed elsewhere [17, 18] and as a matter of fact, is implicit in our present work.

To study the dynamics of ions in a channel, one needs to compute the forces acting on each of the ions, including mobile, induced and fixed charges and the applied electrical field. This could be coupled with Brownian dynamics simulations or other coarse grained simulations. Because this computation has to be repeated at every step, the existence of analytical solutions in a relevant geometry is imperative for simulations at realistic time scales.

1.1 The perfect screening sum rule

One remarkable property of mixtures of classical charged particles is that because of the very long range of the electrostatic forces, they must create a neutralizing atmosphere of counterions, which shields *perfectly* any charge or fixed charge distribution. Otherwise the partition function, and therefore all the thermodynamic functions, will be divergent [1]. This sum rule is intuitive and widely accepted for spherical systems. It has been explicitly verified for non spherical systems in simulations and also using exact results for the Jancovici model [19, 20].

For spherical ions this means that the internal energy E of the ions is always the sum of the energies of *spherical* capacitors. For spherical ions the capacitor is a spherical capacitor, and the *exact* form of the energy is

$$\Delta E = -\frac{e^2}{\varepsilon} \sum_i \rho_i z_i \frac{z_i}{1/\Gamma_i + \sigma_i}, \quad (1)$$

$\beta = 1/kT$ is the usual Boltzmann thermal factor, ε is the dielectric constant, e is the elementary charge, and ions i have charge, diameter and density z_i , σ_i , ρ_i , respectively. Γ_i is the shielding length for ion i .

For non spherical systems the perfect screening theorem requires that all multipoles of the fixed charge distributions be compensated by the mobile charge distribution. As we will see below this implies a very substantial simplification

of the solution of linear PB equation since every multipole of the countercharges distribution cancels the fixed charges multipoles and all cross terms are zero.

2 The charged torus

Analytical solutions of closures of the OZ or (WOZ) are only possible in odd parity spaces. The torus is an even parity, 2-dimensional object, and for that reason there is no direct analytical solution possible of the MSA or LPB. The expansion in spherical harmonics on the other hand is always possible and for our model is convergent within a reasonable (even small!) number of spherical harmonics [23]. The beauty of the PST is that it de-couples all the multipole terms, and for that reason we are able to solve the LPBE to all orders in closed form. Poisson's equation for the potential in a charged system is [21]

$$\nabla^2 \phi(\mathbf{r}) = \frac{4\pi}{\epsilon} q(\mathbf{r}), \quad (2)$$

Here the charge density $q(r)$ at \mathbf{r} is the sum of the fixed ring and the mobile ion charges

$$q(\mathbf{r}) = q_{ring}(\mathbf{r}) + \sum_i q_i(\mathbf{r}) \quad (3)$$

where $\phi(\mathbf{r})$ is the potential at $\mathbf{r} \equiv R, z$.

The formal solution of this equation is

$$\phi(\mathbf{r}) = \frac{1}{\epsilon} \int d^3\mathbf{r}' \frac{q(\mathbf{r}')}{|\mathbf{r} - \mathbf{r}'|} = \frac{1}{\epsilon} \int d^3\mathbf{r}' \frac{q_{ring}(\mathbf{r}')}{|\mathbf{r} - \mathbf{r}'|} + \frac{1}{\epsilon} \sum_i \int d^3\mathbf{r}' \frac{q_i(\mathbf{r}')}{|\mathbf{r} - \mathbf{r}'|} \quad (4)$$

The potential generated by a charge Q on the ring of radius d is given by [22, 23]

$$\phi_{ring}(R, z) = \frac{2Q}{\epsilon[(R-d)^2 + z^2]} K(-m); \quad m \equiv \frac{4Ra}{(R-d)^2 + z^2} \quad (5)$$

where $K(m)$ is the elliptic function

$$K(m) = \int_0^{\frac{\pi}{2}} \frac{d\phi}{\sqrt{1 - m^2 \sin^2 \phi}} \quad (6)$$

which satisfies the homogeneous Poisson equation

$$\nabla^2 \phi = 0. \quad (7)$$

However, the inhomogeneous Poisson equation (2) has no closed form analytical solution. We need to expand our problem in a suitable basis. We use spherical harmonics expansion because its good analytical behavior (it has been extensively used in astrophysics [23]), but more important, because of the PST [1]

the terms are decoupled to each order in the expansion. For the ring source potential there are three regions which correspond to outside and inside a sphere of radius a of the ring.

$$\begin{aligned}\phi_0(r) &= \phi^{ext}\theta_{Heavis}(r-a-b) + \phi^{ring}\theta_{Heavis}(a+b-r)\theta_{Heavis}(r-a+b) \\ &+ \phi^{int}\theta_{Heavis}(a-b-r)\end{aligned}\tag{8}$$

When the width of the ring $b = 0$ we get

$$\phi^{ext}(r) = \sum_{\ell=0}^{\infty} P_{\ell}(\cos\theta) r^{-(\ell+1)} M_{\ell}^{ext}\tag{9}$$

with

$$M_{\ell}^{ext} = \frac{Q}{\epsilon} P_{\ell}(0) a^{\ell}.\tag{10}$$

and

$$\phi^{int}(r) = \sum_{\ell=0}^{\infty} r^{\ell} P_{\ell}(\cos\theta) M_{\ell}^{int}\tag{11}$$

with

$$M_{\ell}^{int} = \frac{Q}{\epsilon} P_{\ell}(0) a^{-(\ell+1)}.\tag{12}$$

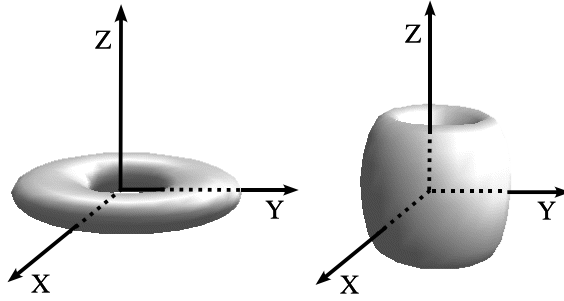


Fig.1. Charged rings with elliptical cross sections.

3 The Solution of the Linear Poisson Boltzmann Equation (LPBE) and the Variational MSA

But the LPBE is accurate only for very dilute solutions because the ions are point charges. The MSA is the LPBE, but with the mathematically correct treatment of the excluded volume effects. The MSA which is derived from the Mean Spherical Model [24, 25, 26, 27], and provides a coherent and simple description of the properties of a large class of systems in terms of a very small set of scaling parameters Γ_α . This includes ionic solutions, water and polyelectrolytes [28, 29, 30, 31, 32, 33, 34, 35, 36]. Since the excluded volume is treated exactly in the MSA this theory satisfies the Onsager bounds [37, 38, 40], and is asymptotically exact at large concentrations. In fact, from the detailed solution one sees that in the MSA there are some simple transformations that lead to the proper high density behaviour. The Debye screening length κ in the DH theory becomes the MSA screening length Γ

$$\kappa \equiv \sqrt{\frac{4\pi\beta e^2}{\varepsilon} \sum_{j=1}^m \rho_j z_j^2} \implies \Gamma \equiv \frac{1}{2\sigma} \sqrt{(1 + 2\kappa\sigma)} - 1 \quad (13)$$

It can be shown that the proper high density behaviour in the MSA stems from the fact that the entropy is of the form

$$\Delta S^{(MSA)} = -k_B \frac{\Gamma^3}{3\pi} \quad (14)$$

where k_B is the Boltzmann constant. For nonspherical systems this generalizes to [15]

$$\Delta S^{(MSA)} = -k_B \sum_{\chi=-\ell}^{\ell} \frac{\Gamma_\chi^3}{3\pi} \quad (15)$$

where χ is the index of the irreducible representation [39] and ℓ is the order of the spherical harmonic in eq.(9). This immediately suggests [40, 2] that Γ_χ can be determined by the variational expression

$$\frac{\partial[\beta\Delta A_\chi(\Gamma_\chi)]}{\partial\Gamma_\chi} = \frac{\partial[\beta\Delta E_\chi(\Gamma_\chi) + \Gamma_\chi^3/(3\pi)]}{\partial\Gamma_\chi} = 0 \quad (16)$$

For the simple restricted case of an equal size ionic mixture we get equation (13). For more complex systems, like the general polyelectrolyte this equation is a new relation to be found. For flexible polyelectrolytes it has been derived from the BIMSA [40, 42, 48].

In the present paper we use the method for rigid rings. The method is very simple: We obtain a solution of the linear Poisson-Boltzmann theory that satisfies the perfect screening theorem (PST)[1]. Then the VMSA parameter is computed.

3.1 Solution of the LPBE

Consider eq.(4) : In the linear Poisson Boltzmann approximation we write as a convolution:

$$\phi(r) = \phi_0 - \frac{\kappa^2}{4\pi} \left(\frac{1}{r} \right) * \phi(r) \quad (17)$$

Taking the Fourier transform of both sides

$$\widetilde{\phi}(k) = \widetilde{\phi}_0 - \frac{\kappa^2}{4\pi} \widetilde{\left(\frac{1}{r} \right)} \widetilde{\phi}(k) \quad (18)$$

where

$$\widetilde{\left(\frac{1}{r} \right)} = \int d^3r \frac{e^{i\vec{k} \cdot \vec{r}}}{r} = \frac{4\pi}{k^2} \quad (19)$$

Then,

$$\widetilde{\phi}(k) = \frac{k^2}{k^2 + \kappa^2} \widetilde{\phi}_0 \quad (20)$$

where

$$\widetilde{\phi}_0 = \widetilde{\phi}_0^{int} + \widetilde{\phi}_0^{ext} + \widetilde{\phi}_0^{ring} \quad (21)$$

$$\widetilde{\phi}(k) = \frac{k^2}{k^2 + \kappa^2} \widetilde{\phi}_0^{int} + \frac{k^2}{k^2 + \kappa^2} \widetilde{\phi}_0^{ext} + \frac{k^2}{k^2 + \kappa^2} \widetilde{\phi}_0^{ring} \quad (22)$$

We get

$$\widetilde{\phi}_0^{int} = 4\pi \sum_{\ell=0}^{\infty} M_{\ell}^{int} P_{\ell}(\cos\theta) i^{\ell} \int_0^a j_{\ell}(kr) r^{\ell+2} dr, \quad (23)$$

and

$$\widetilde{\phi}_0^{int} = 4\pi \sum_{\ell=0}^{\infty} M_{\ell}^{int} P_{\ell}(\cos\theta) i^{\ell} \frac{a^{\ell+2}}{k} j_{\ell+1}(ka). \quad (24)$$

We find $\widetilde{\phi}_0^{ext}$ from equation (13):

$$\widetilde{\phi}_0^{ext}(k) = 4\pi \sum_{\ell=0}^{\infty} M_{\ell}^{ext} P_{\ell}(\cos\theta) i^{\ell} \frac{a^{1-\ell}}{k} j_{\ell-1}(ka). \quad (25)$$

and $\widetilde{\phi}_0^{ring}$ is a linear combination of $\widetilde{\phi}_0^{ext}$ and $\widetilde{\phi}_0^{int}$ with coefficients to be determined by the boundary conditions.

The inverse Fourier transform of $\phi^{ext}(r)$ is

$$\phi^{ext}(r) = 4\pi \sum_{\ell} P_{\ell}(\cos\theta) R_{\ell}^{ext}(r), \quad (26)$$

where, after some calculations

$$\begin{aligned}
R_\ell^{int}(r) &= \sum_{\ell=0}^{\infty} M_\ell^{int} a^{\ell+2} i_\ell \frac{1}{(2\pi)^3} \int_0^\infty d^3k \frac{k}{k^2 + \kappa^2} j_{\ell+1}(ka) e^{-i\vec{k} \cdot \vec{r}} \\
&= M_\ell^{int} \frac{2}{\pi} a^{\ell+2} \int_0^\infty dk \frac{k^3}{k^2 + \kappa^2} j_\ell(kr) j_{\ell+1}(ka) \\
&= M_\ell^{int} \kappa^2 a^{\ell+2} i_\ell(\kappa r) k_{\ell+1}(\kappa a)
\end{aligned} \tag{27}$$

Similarly

$$\begin{aligned}
R_\ell^{ext}(r) &= M_\ell^{ext} \sum_{\ell=0}^{\infty} M_\ell^{ext} a^{1-\ell} i_\ell \frac{1}{(2\pi)^3} \int_0^\infty d^3k \frac{k}{k^2 + \kappa^2} j_{\ell-1}(ka) e^{-i\vec{k} \cdot \vec{r}} \\
&= M_\ell^{ext} \kappa^2 a^{\ell+2} i_\ell(\kappa r) k_{\ell+1}(\kappa a)
\end{aligned} \tag{28}$$

Finally we find the LPBE potential

$$\begin{aligned}
\phi^{int}(r) &= \sum_{\ell} P_\ell(\cos\theta) [B_\ell k_\ell(\kappa r)] \\
\phi^{ext}(r) &= \sum_{\ell} P_\ell(\cos\theta) [A_\ell i_\ell(\kappa r)] \\
\phi^{ring}(r) &= \sum_{\ell} P_\ell(\cos\theta) \{C_\ell i_\ell(\kappa r) + D_\ell k_\ell(\kappa r)\}
\end{aligned} \tag{29}$$

where

$$A_\ell = 4\pi M_\ell^{int} \kappa^2 a^{\ell+2} k_{\ell+1}(\kappa a), \tag{30}$$

$$B_\ell = 4\pi M_\ell^{ext} \kappa^2 a^{1-\ell} i_{\ell-1}(\kappa a) \tag{31}$$

and C_ℓ and D_ℓ are found from the boundary conditions on the spheres of radius $r = a \pm b$.

The spherical bessel functions $i_\ell(\kappa r)$ and $k_\ell(\kappa r)$ [51] satisfy the proper boundary conditions :

$$\phi_{int}(r, \theta) = \sum_{\ell} A_\ell P_\ell(\cos\theta) i_\ell(\kappa r), \quad (0 < r < a - b) \tag{32}$$

The exterior potential is

$$\phi_{ext}(r, \theta) = \sum_{\ell} B_\ell P_\ell(\cos\theta) k_\ell(\kappa r), \quad (r > a + b) \tag{33}$$

As was discussed elsewhere [2, 12, 40] it has been shown that in the many cases where an analytical solution of the MSA, for complex systems is available, the

solution can be obtained from a simple variational principle. The actual solution of the MSA is very complex, but even the extension of eq.(13) is a quite decent approximation. Then our final expression is

$$\begin{aligned} \phi_0(R, z) = & \phi^{ext} \theta_{Heavis}(r - a - b(z)) \\ & + \phi^{ring} \theta_{Heavis}(a + b(z) - r) \theta_{Heavis}(r - a + b(z)) \quad + \quad \phi^{int} \theta_{Heavis}(a - b(z) - r) \end{aligned} \quad (34)$$

with

$$\begin{aligned} \phi^{int}(r) &= \sum_{\ell} P_{\ell}(\cos\theta) [B_{\ell} k_{\ell}(\Gamma r)] \\ \phi^{ext}(r) &= \sum_{\ell} P_{\ell}(\cos\theta) [A_{\ell} i_{\ell}(\Gamma r)] \\ \phi^{ring}(r) &= \sum_{\ell} P_{\ell}(\cos\theta) \{C_{\ell} i_{\ell}(\Gamma r) + D_{\ell} k_{\ell}(\Gamma r)\} \end{aligned}$$

where

$$A_{\ell} = 4\pi M_{\ell}^{int} \Gamma^2 a^{\ell+2} k_{\ell+1}(\Gamma a), \quad (35)$$

$$B_{\ell} = 4\pi M_{\ell}^{ext} \Gamma^2 a^{1-\ell} i_{\ell-1}(\Gamma a) \quad (36)$$

4 Computer Simulations

The geometry of the system is displayed in Figure 1. We have chosen this model because it is closest to actual channel geometry [3, 4]. As is shown in figure 1 we can stretch or flatten the torus so that it can be a narrow channel or just a pore in a flat membrane. In our solution this means that we merely have to increase the number of multipoles in the expansion eq.(9). As was shown by Tohline et al. the expansion of toroidal systems using spherical harmonics can be carried out up to quite large values of $\ell \simeq 1000$ [23]. We simulate a cylindrical section torus for which only a few terms are needed (typically 3 or 4). We use standard Monte Carlo simulation techniques [52, 53, 54] Our entire system is confined to a large sphere, and our charged ring is lying flat in the x-y plane, so that $z = 0$ is the plane of the ring. Typically the radius of the sphere is 20-26 times the ionic diameter, although runs have been performed with larger spheres to assure that the influence of the walls is reasonably small. The number of ions varied between 200 and 512. The sampling bins were cylindrical sections, which makes the data near the axis of the torus particularly noisy. For that reason we have used extremely long runs (10^8 steps in some cases) and even so we had to discard the noisy central region.

The results of figures 2 and 3 for the charge distributions in the x-y plane are well represented by eq.(34), using the first two terms in the expansion.

In our simulations there are no large multipoles produced by the periodic boundary conditions, which could cause violations of the PST [1].

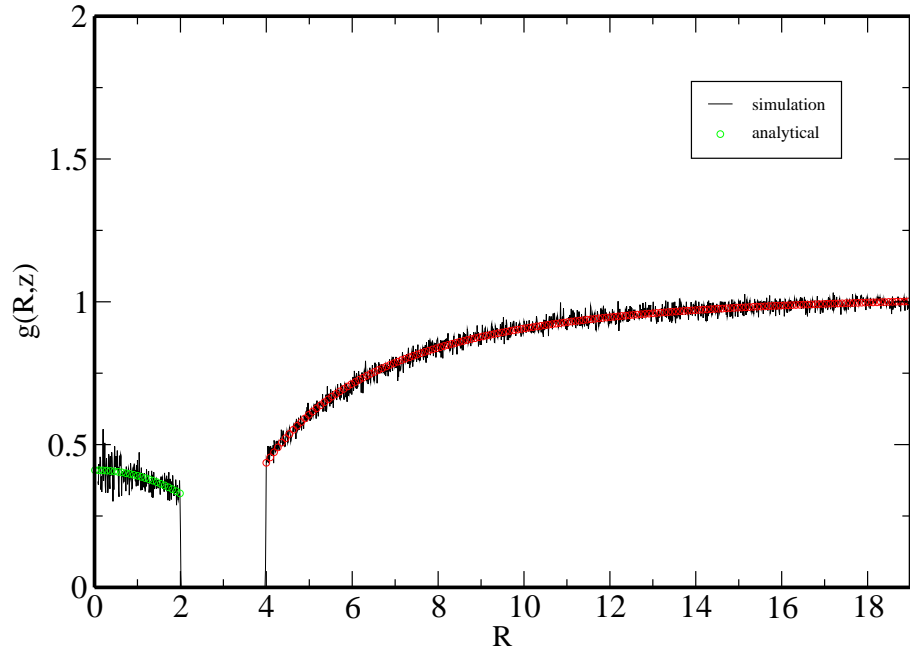


Fig.2. Comparison of theory and computer simulation of the anions density for a ring of internal diameter 3, charge 20. The dotted line is the theory.

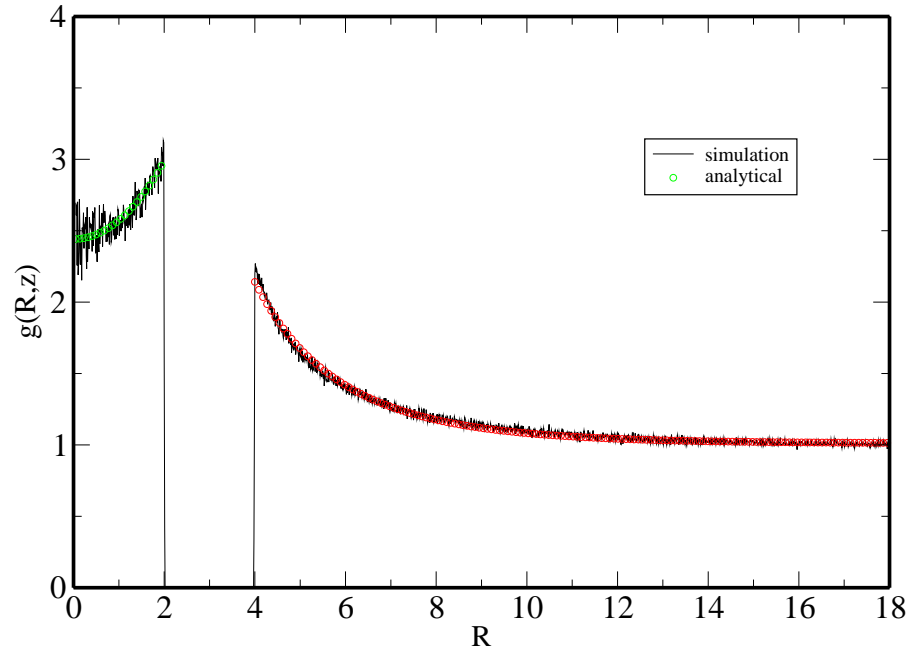


Fig.3. Comparison of theory and computer simulation of the cations density for a ring of internal diameter 3, charge 20. dotted line is the theory.

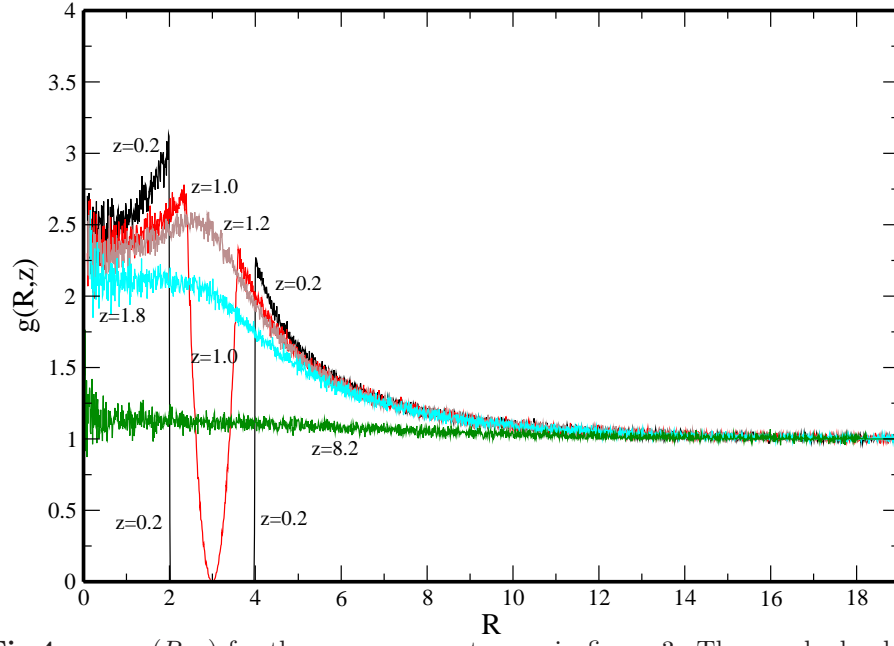


Fig.4. $g_{cation}(R, z)$ for the same parameters as in figure 3. The graph clearly shows the three regions of eq.(21) when $z < \sigma$ and the two regions for $z \geq \sigma$

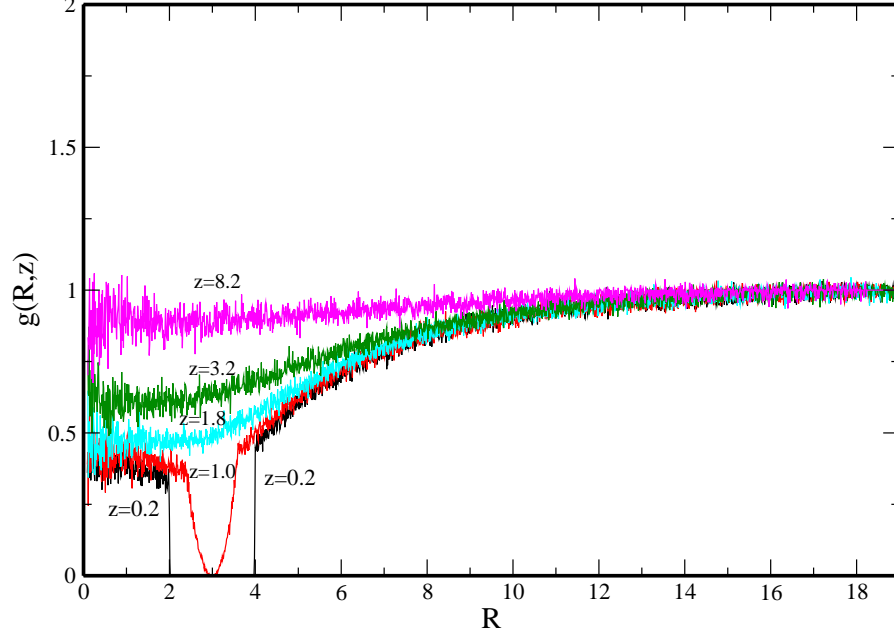


Fig.5. $g_{anion}(R, z)$ for the same parameters as in figure 2. The graph clearly shows the three regions of eq.(21) when $z < \sigma$ and the two regions for $z \geq \sigma$

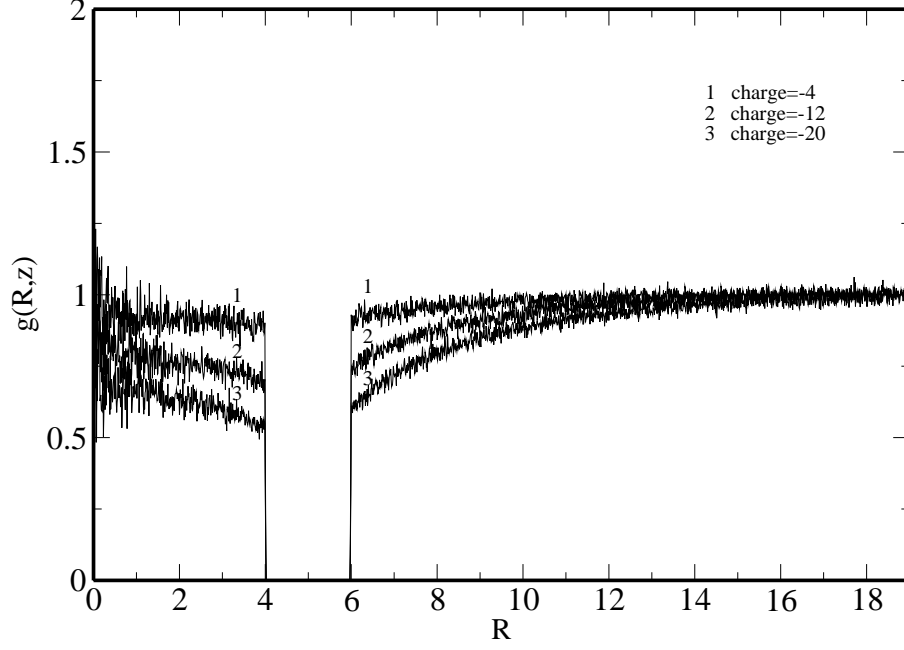


Fig.6. $g_{anion}(R, z)$ for the same parameters as in figure 2. The graph clearly shows the three regions of eq.(21) when $z < \sigma$ and the two regions for $z \geq \sigma$

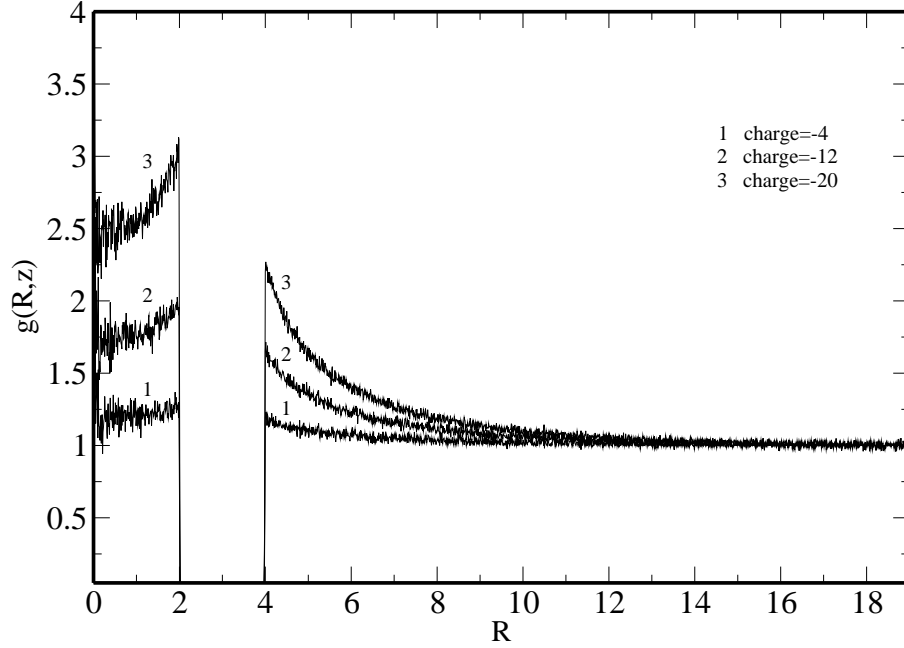


Fig.7. $g_{cation}(R, z)$ for the same parameters as in figure 2. The graph clearly shows the three regions of eq.(21) when $z < \sigma$ and the two regions for $z \geq \sigma$

5 Discussion of Results

We have presented here a theory of the equilibrium distribution of ions in a charged channel that is surprisingly simple. The fact that so few parameters can describe the distribution of charges inside and outside the channel is very appealing. a feature of our approach is that it can be easily extended to include the solvent and discrete structures. Because of the availability of an analytical solution of the octupolar model of water[14] it is another definite possibility. The simplicity of the result is very intriguing, and we certainly will explore the possibilities of this approach.

6 Acknowledgements

Support from DOE through grant DE-FG02-03ER 15422 is graciously acknowledged. We acknowledge the invaluable help of Profs. A.Z. Panagiotopoulos, P. Moore and Bernd Ensing in the development of our MC code. Parts of this research was done at Princeton University, and we thank Prof. Pablo Debendetti for his hospitality there. We also enjoyed the hospitality of Prof. M.L. Klein at the LRSM of the University of Pennsylvania, and L.B and A.E. the support through Grants NSF DMR-9872689 and DMR 0353730. Very useful suggestions were provided by Prof. Angel Garcia (formerly at LANL).

References

- [1] Blum, L. Gruber, Ch., Lebowitz, J. L. and Martin, Ph. A., 1982, *Phys. Rev. Letters*, **48** 1769 .
- [2] Velazquez, E. and Blum, L., 1999, *J. Chem. Phys.* **110** 10931 .
- [3] Corry, B., Kuyucak, S., and Chung, S. H., 1999, *J. Gen. Physiol.* **114**,597.
- [4] Hoyles, M., Kuyucak, S., and Chung, S. H.,1996, *Biophys. J.* **70**,1628.
- [5] Kuyucak, S.,Hoyles, M., Chung, S. H., 1998, *Biophys. J.* **74**,22 .
- [6] Allen, R. J., Melchionna, S. and Hansen, J. P., 2002, *Phys. Rev. Letters* **89**, 175502.
- [7] Allen, R. J. , Hansen, J. P., and Melchionna, S., 2003, *J. Chem. Phys.* 119, 3905 .
- [8] Piasecki, J, Allen, R. J. , and Hansen, J. P., 2004, *Phys. Rev. E.* **70**, 021105.
- [9] Nonner, W. Catacuzzeno, L. and Eisenberg, R. S., 2000, *Biophys. J.* **79** , 1976 .

- [10] Boda, D., Busath, D., Henderson,D., and Sokolowski,S., 2000,*J. phys. Chem. B* **104**, 8903 .
- [11] Nonner, W. D. Gillespie, Henderson,D., Eisenberg, R. S. 2001, *J. Phys. Chem. B*, **106** , 6427 .
- [12] Blum, L., and Bernard, O., 2004, *Proc. International School of Physics "Enrico Fermi", Course CLV*, Mallamace, F. and Stanley, H. E., Editors, IOS Press, Amsterdam, **155**, 335.
- [13] Tajkhorshid, E., Nollert, P., Jensen, M.O., Miercke,L.J.W., O' Connell, J. Stroud, R. M., Schulten, K.,2002,*Science*, **296**, 525.
- [14] Blum, L., Marzari, N., and Car, R., 2004, *J. Phys. Chem. B* **108** 10960.
- [15] Blum, L., 2002, *J. Chem. Phys.*,**117**, 756.
- [16] Blum, L., Vericat, F., and Degreve, L.,1999, *Physica A* **265**,396.
- [17] L. Blum,L.,1980, SIMPLE ELECTROLYTES IN THE MEAN SPHERICAL APPROXIMATION *Theoretical Chemistry Advances and Perspectives* H. Eyring and D. J. Henderson, editors, Academic Press, N. York .
- [18] O. Bernard and Blum, L., 2000, *J. Chem. Phys.* **112**, 7227.
- [19] Rosinberg, M. L. and Blum, L., 1984, *J. Chem. Phys.*, **81** 3700.
- [20] Santangelo, C. and Blum, L., 2005, *Cond. Matter Physics*, D. Henderson issue, (cond-mat/0412597 v1).
- [21] J.D. Jackson, 1975, *Classical Electrodynamics*, John Wiley & Sons, New York .
- [22] N.N. Lebedev , 1972, *Special Functions and Their Applications* Dover, New York.
- [23] H.S. Cohl and J.E. Tohline,1999,*The Astrophysical Journal*, **527** , 86.
- [24] Percus, J.K., and G.J. Yevick, 1964 *Phys.Rev.*, **136** , B290.
- [25] Lebowitz, J.L., and Percus, J.K., 1966 *Phys.Rev.*, **144** , 251.
- [26] Waisman E., and Lebowitz, J.L.,1970, *J.Chem.Phys.*, **52** , 4307.
- [27] Waisman E., 1973, *Mol. Phys.* vol. 25, 45.
- [28] Blum, L., 1975, *Mol. Phys.*, **30**, 1529 .
- [29] Blum, L.,and Høye, J. S., 1977, *J. Phys. Chem.*, **81** 1311.
- [30] Blum L. , *J. Stat. Phys.*, 1980,**22** , 661.

- [31] Blum L. , and Høye, J. S.,1977, *J. Stat. Phys.*, **16** 399 .
- [32] Ginoza M., 1986, *J. Phys. Soc. Japan*, **55**, 95 , 1782.
- [33] Blum L., Vericat F. and Herrera , J.N., 1992, *J. Stat. Phys.*, **66**, 249.
- [34] Blum L. and Herrera J.N., 1999 *Mol. Phys.* **96**, 821.
- [35] Blum, L. and Ubriaco, M., 2000, *Mol. Phys.* **98**, 829.
- [36] Blum, L. and J.A. Hernando, 2002, *J. Phys. Cond. Matter*, , **14** 10933 .
- [37] Onsager, L., 1939, *J. Phys. Chem.*, **43** 189.
- [38] Rosenfeld, Y., and Blum, L., 1986, *J. Chem. Phys.*, **85** 1556 .
- [39] Blum, L., 1973, *J. Chem. Phys.*, **58** 135.
- [40] Blum, L., and Rosenfeld, Y, 1991 , *J. Stat. Phys.* (J.K. Percus Festschrift), **63** , 1177.
- [41] Blum, L., and O. Bernard, 1995 *J.Stat. Phys.*, **79** , 569.
- [42] Bernard , O. and Blum, L., 1995, *J. Chem. Phys.*, **104** , 569.
- [43] Jiang , J. W., Blum, L., Bernard , O. and Prausnitz, J. M. 2001, *Mol. Phys.* **99**, 1121 .
- [44] Stevens, M.J., and Kremer, K., 1995, *J. Chem. Phys.* **103**, 1669 .
- [45] Orkulas, G., Kumar, S.K. , and Panagiotopoulos, A.Z., 2003, *Phys. Rev. Letters*, **90**, 048303
- [46] Wertheim, M.S., , 1984-86, *J.Stat. Phys.* **35** 19, 35; *ibid* **42** 459, 477. **42** 459, 477 .
- [47] Wertheim, M.S., 1985-88, *J.Chem. Phys.* **85** 2929 , , *ibid* **87** 7323 , *ibid* **88** 1214.
- [48] Blum, L., Yu.V. Kalyuzhnyi, Bernard, O., and Herrera, J.N. , 1996 *J. Phys. Cond. Matter*, **8**, A143.
- [49] Morse & H. Feshbach, 1953, *Methods of Theoretical Physics, Part II*, MacGraw-Hill Book Company, Inc., New York, .
- [50] I.S.Gradshcheyn, I.M. Ryzhik, 1980, *Table of Integrals, Series, and Products*, Academic Press, Inc., New York .
- [51] M. Abramowitz, I.A. Stegun, *Handbook of Mathematical Functions*, Dover Publications, Inc., New York, 1972.
- [52] Allen, M. P.; Tildesley, D. J.,1987,*Computer Simulation of Liquids*; Oxford University Press: Oxford, UK.

- [53] Frenkel, D.; Smit, B.,1996,*Understanding Molecular Simulation*; Academic Press: San Diego, CA.
- [54] Sadus, R. J.,1999,*Molecular Simulation of Fluids*; Elsevier: Amsterdam, NL.