

From Baking a Cake to Solving the Schrödinger Equation

Edward A. Olszewski
Department of Physics
University of North Carolina at Wilmington
Wilmington, North Carolina 28403-5606
email: olszewski@uncw.edu

Abstract

The primary emphasis of this study has been to explain how modifying a cake recipe by changing either the dimensions of the cake or the amount of cake batter alters the baking time. Restricting our consideration to the *génoise*, one of the basic cakes of classic French cuisine, we have obtained a semi-empirical formula for its baking time as a function of oven temperature, initial temperature of the cake batter, and dimensions of the unbaked cake. The formula, which is based on the Diffusion equation, has three adjustable parameters whose values are estimated from data obtained by baking *génoises* in cylindrical pans of various diameters. The resulting formula for the baking time exhibits the scaling behavior typical of diffusion processes, i.e. the baking time is proportional to the (characteristic length scale)² of the cake. It also takes account of evaporation of moisture at the top surface of the cake, which appears to be a dominant factor affecting the baking time of a cake. In solving this problem we have obtained solutions of the Diffusion equation which are interpreted naturally and straightforwardly in the context of heat transfer; however, when interpreted in the context of the Schrödinger equation, they are somewhat peculiar. The solutions describe a system whose mass assumes different values in two different regions of space. Furthermore, the solutions exhibit characteristics similar to the evanescent modes associated with light waves propagating in a wave guide. When we consider the Schrödinger equation as a non-relativistic limit of the Klein-Gordon equation so that it includes a mass term, these are no longer solutions.

1 Introduction

It is an aphorism (at least to some physicists) that all *natural* phenomena can be understood and clarified in accord with general physical principles. The examples of such, that come immediately to mind are those related directly to the natural sciences. There are, however, numerous other examples, where the connection to physics is blatantly obvious and tacitly assumed, but is, nonetheless, usually ignored. One notable example is the culinary arts. In order to cook and do it well, in all likelihood, requires

little knowledge of the sciences in general and physics in particular. Indeed, most cook books are just that *cook books*: one merely follows the steps in a recipe, and one obtains the finished product. In general, no information is given detailing the physical principles on which a recipe is based, making it difficult, in many instances, to modify the recipe in non-trivial ways. The motivation for this article is to provide an answer, albeit a limited one, to the question of how the baking time of a cake varies when its recipe is modified, either by changing the dimensions of the cake or the amount of cake batter. In order to make the problem manageable we have restricted our analysis to one type of cake only, the *génoise*, one of the basic cakes of classic French cuisine. Although the technique for baking this cake is somewhat exacting, the ingredients should be readily available, facilitating attempts to reproduce our results. The theoretical basis of our solution is the Diffusion equation, and because of its intimate relation to Schrödinger equation, its solutions, in a certain sense, can be considered dual to solutions of the Schrödinger equation. We explore the dual interpretation of the solution to the cake baking problem and find that its interpretation from the perspective of the Schrödinger equation to be somewhat surprising and unusual.

The outline of the article is as follows. First, we briefly discuss the quantitative aspects of cake baking. Next, we describe the experimental techniques and data used in the subsequent analysis. We, then, propose a simple model for the cake baking process and use it to obtain a semiempirical formula for estimating the baking time of the *génoise*. Finally, we interpret the model in the context of the Schrödinger equation and discuss the implications.

2 Cake Baking as a Diffusion Process

2.1 Cake Baking from a Quantitative Point of View

Before modeling the cake baking process, mathematically, we must first make more precise the imprecise measuring techniques that have, customarily, accompanied the instructions for baking a cake. A typical cake recipe lists the ingredients with amounts, a description of the technique used to prepare the cake batter, the baking time for the recipe, and usually some qualitative measure of determining whether the cake is baked. Until recently, amounts of ingredients have generally been given in units of liquid measure, like the cup or tablespoon. One can only surmise that the reason for this has been the scarcity of mass measuring scales in the home. The obvious reason for using dry measure (measuring by scale), rather than liquid measure, is to increase the likelihood of consistently producing a cake with the desired taste, texture, and appearance. Generally, the time necessary to bake a cake is accompanied by some subjective measure of determining whether the cake has baked to the proper degree of doneness. Such subjective measures include, *when a toothpick thrust into the center of the cake comes out clean, when the cake shows a faint line of shrinkage from the sides of the pan, when the top springs back lightly, when you can smell the cake*, etc. To a first approximation this criterion of doneness can be quantified by equating the degree of doneness to the temperature at the center of the cake, although one may imagine more complex criteria, which include other measurable quantities, like the temperature

	Traditional Measure	Dry Measure (gm)
eggs	6 large	298
sugar	3/4 cup	176
vanilla extract	1/2 tsp	2
all purpose flour	1 cup	144
butter	3/4 stick	114

Table 1: The proportion of ingredients for the génoise is given in traditional measure as well as dry measure.

gradient.

2.2 The Génoise

The cake used in this study is the génoise, a basic cakes of classic French cuisine. The recipe¹ is adapted from that described in a book of Jacques Pépin [2]. As is typical, amounts of most ingredients are given in liquid measure. In Table 1, we have converted these to dry measure. Qualitatively, we have found that the recipe prepared using traditional measuring techniques produces a cake consistent in texture, taste, and appearance with one prepared using dry measuring techniques. In fact, quantitatively, amounts measured and re-measured using traditional techniques differ, typically, less than two percent when compared to amounts measured by weight. According to the recipe the cake batter is placed in two cake pans, 8'' in diameter by $1\frac{1}{2}$ '' deep, filling each pan $\frac{3}{4}$ full. The cakes are then baked in an oven of temperature $T_o = 350^\circ$ F for a duration of time between 22 and 25 minutes. In order to establish benchmarks for this study we have prepared the recipe, with exceptions as noted, filling two 8'' cake pans to a depth of 1''. Assessing the degree of doneness using traditional techniques we have observed the baking time to be, approximately, 17 minutes. The qualitative measure of doneness corresponds, quantitatively, to a temperature T_f ($T_f = 203^\circ$ F) at the center of the cake. The recipe has been prepared several times with baking times varying by no more than two minutes.

2.3 Theory from a Naive Perspective

Initially, we were believing that we could model the cake baking process, naively, as a simple diffusion process. Although the model is grossly inadequate, it has provided the basis of the final model and is, thus, presented. This model derives from a solution of the Diffusion equation [1],

$$\mathcal{D}\nabla^2 T = \frac{\partial T}{\partial t}, \quad (2.1)$$

where $T = T(t, r, \theta, z)$ is the temperature of the cake at time, t , at location, (r, θ, z) (expressed in cylindrical coordinates), within the cake, and \mathcal{D} is the diffusion coefficient (assumed constant) for the cake batter. We assume the cake batter to be in a

¹The only significant modification to the recipe is that the eggs have not been warmed over boiling water prior to mixing.

cylindrical pan of radius, R , and thickness, Z , at initial temperature T_c , and baked in an oven of constant temperature, T_o . Assuming these initial conditions we solve the Diffusion equation for the temperature, T , which because of azimuthal symmetry is independent of θ ,

$$T(t, r, z) = T_o + (T_c - T_o) \frac{2R\sqrt{Z}}{\pi} \sum_{n=1, m=1}^{\infty} \frac{[1 - (-1)^n]}{nx_{m,0}} \Phi_{mn}, \quad (2.2)$$

where $x_{m,0}$ is the m -th root of the zeroth order Bessel function, and the functions Φ_{mn} are the normalized eigenfunctions of the Diffusion Equation,

$$\begin{aligned} \Phi_{mn} = & \frac{2}{RJ_1(x_{m,0})\sqrt{Z}} \sin\left(\frac{n\pi z}{Z}\right) \frac{J_0\left(\frac{x_{m,0}r}{R}\right)}{x_{m,0}J_1(x_{m,0})} \times \\ & \times \exp\left[-\left\{\left(\frac{n\pi}{Z}\right)^2 + \left(\frac{x_{m,0}}{R}\right)^2\right\}\mathcal{D}t\right]. \end{aligned} \quad (2.3)$$

In Equation 2.2 the first term to the right of the equality is the steady state solution, i.e. a solution of the Laplace equation. The second term is the solution particular to the boundary conditions, i.e. vanishing at the surface bounding the cylinder. Only the Bessel functions of zeroth order appear because of azimuthal symmetry. The other factors are required to reproduce the initial temperature on the interior of the cake at $t = 0$.

Typically, the initial temperature of the cake batter $T_c \approx 80^\circ F$, corresponding to the temperature at which the cake batter is prepared. Thus, the initial and final temperatures of the cake and temperature of the oven satisfy the relationship

$$\frac{T_f - T_c}{T_o - T_c} \lesssim 1. \quad (2.4)$$

For temperatures, T_f which satisfy Eq. 2.4, the infinite series, Eq 2.2, evaluated at the center of the cake, can be approximated by a single term

$$T(t_f, 0, Z/2) = T_f = T_o + (T_c - T_o)F, \quad (2.5)$$

where

$$F = \begin{cases} \frac{8}{\pi x_{1,0} J_1(x_{1,0})} \exp\left[-\left\{\left(\frac{\pi}{Z}\right)^2 + \left(\frac{x_{1,0}}{R}\right)^2\right\}\mathcal{D}t_f\right] & \text{if } C_1 \leq 1 \text{ and } C_2 \leq 1 \\ \frac{4}{\pi} \exp\left[-\left\{\left(\frac{\pi}{Z}\right)^2\right\}\mathcal{D}t_f\right] & \text{if } C_1 > 1 \\ \frac{2}{x_{1,0} J_1(x_{1,0})} \exp\left[-\left\{\left(\frac{x_{1,0}}{R}\right)^2\right\}\mathcal{D}t_f\right] & \text{if } C_2 > 1 \end{cases}. \quad (2.6)$$

Here

$$C_1 = \frac{2}{x_{1,0} J_1(x_{1,0})} \exp[-\{(\frac{x_{1,0}}{R})^2\} \mathcal{D} t_f], \quad (2.7)$$

$$C_2 = \frac{4}{\pi} \exp[-\{(\frac{\pi}{Z})^2\} \mathcal{D} t_f], \quad (2.7')$$

and t_f is the amount of time for the temperature of the center of the cake to increase to temperature T_f . This simplification to Eq. 2.2 is most readily verified by direct calculation.

We can solve Equation 2.5 explicitly for the baking time, t_f ,

$$\frac{1}{t_f} \propto \begin{cases} \frac{x_{1,0}^2}{R^2} + \frac{\pi^2}{Z^2} & \text{if } C_1 \leq 1 \text{ and } C_2 \leq 1 \\ \frac{\pi^2}{Z^2} & \text{if } C_1 > 1 \\ \frac{x_{1,0}^2}{R^2} & \text{if } C_2 > 1 \end{cases}, \quad (2.8)$$

where

$$\begin{aligned} x_{1,0} &\equiv \text{the first root of the zeroth order Bessel Function} \\ &\approx 2.40 \end{aligned} \quad (2.9)$$

The constant of proportionality depends only on the unknown diffusion constant, \mathcal{D} , which can, in principle, be estimated from the baking time of a given recipe. In any case, if the baking time is known for a cake of specified dimensions, then Eq. 2.8 can be used to estimate the baking time of a cake of arbitrary dimensions. For practical applications it is useful to express Eq. 2.8 with its numerical constants appearing explicitly, in which case we have

$$\frac{1}{t_f} \propto \begin{cases} \frac{2.34}{D^2} + \frac{1}{Z^2} & \text{if } C_1 \leq 1 \text{ and } C_2 \leq 1 \\ \frac{1}{Z^2} & \text{if } C_1 > 1 \\ \frac{2.34}{D^2} & \text{if } C_2 > 1 \end{cases}, \quad (2.10)$$

where $D \equiv$ the diameter of the cake.^{2,3}

We use Eq. 2.10 to estimate the baking time of a cake which is 2.1" radius and 4.0" depth. The calculation assumes the same initial conditions as apply in the preparation of the basic recipe described previously.⁴ The predicted baking time is approximately 85 minutes. The actual baking time, based on an internal temperature of 203° F, is 26 minutes.

3 Experiment

3.1 Procedure

In order to understand why the previously described model of the cake baking process failed, we have collected a variety of data for different amounts of cake batter baked in cylindrical cake pans of various dimensions. Seven cakes have been baked whose dimensions range from 2.1" to 6.5" radius and from 1.0" to 4.0" depth and whose baking times range from 17 to 42 minutes. The data consist of the mass of each cake before and after baking, the diameter and depth of the cake, the depth of the cake after baking, and the temperature at the center of the cake recorded at one minute intervals until the cake is baked. The experimental setup for recording the internal temperature of the cake is shown in Figure 1. The experimental procedure involves the following:

1. measure the mass and diameter of the cake pan;
2. prepare the cake batter;
3. fill the cake pan to the desired depth;
4. measure the mass of the cake batter;
5. place the cake in the preheated oven and record its internal temperature at one minute intervals until the cake is baked, i.e. until the cake's internal temperature reaches 203°. ⁵
6. after the cake is baked, re-measure its depth and mass.

It is in order to make some comments about the experiment. The baking time of individual cakes is extremely sensitive to the depth of the cake batter. The reason is that the batter is relatively shallow, as is typical when baking cakes of this type. For example, if the cake batter is approximately $1\frac{1}{2}$ " deep, an error in measurement of $\frac{1}{8}$ "

²It is interesting to note that if the cake is rectangular, the term $2.34/D^2$ is replaced by $1/X^2 + 1/Y^2$, where X and Y are the length and width of the cake pan.

³The reader should be aware that some formulae are expressed in terms of diameter rather than radius. The reason is to make transparent the relationship between these formula those applicable to rectangular cake pans.

⁴It is worth mentioning that standard cake pans are not readily available with these dimensions. This has necessitated substituting a coffee can, filled with batter to a depth of 4.0", for a cake pan. In fact, génoises are commonly not baked greater than 2" in depth.

⁵Temperature measuring instruments are located outside of the oven, so that temperature data can be collected without opening the oven door.

is a 12% error. Even when using extreme care to make depth measurements at the center of the cake it is difficult to insure that the depth remains constant across the surface of the cake. This problem is exacerbated in the cakes of larger diameter used in this study. The fact that cakes rise while baking, in itself, is not a problem, but identical cake recipes baked on different occasions do not rise precisely the same way. These uncertainties help to clarify why for many cake recipes a range of baking times are given whose extremes differ by 15% or more. It seems reasonable to assume that this type of random behavior is more exaggerated in cakes of larger radius resulting in greater uncertainties in their baking times. There is another practical consideration which is a potential source of error in the experiment. Because of the shallow depth of the batter relative to the size of the temperature probe it is difficult to insure that the probe is inserted accurately into the center of the cake. On the other hand, if extremely controlled experiments are needed for making accurate theoretical predictions, then from a practical perspective the results would be of little use. One final comment, as it has been impractical to automate the data collection process, specifically the temperature/time measurements, the actual data collection has been tedious.



Figure 1: Shown are the oven, the baking pan, and two thermocouple sensors and temperature measuring instruments. One sensor monitors the internal temperature of the cake, and the other the temperature of the oven.

In Figure 2 we show a plot of temperature as a function of time at the center of a cake 4.0'' radius and 1.0'' depth. In addition, we also show the theoretical fit to the data based on Eq. 2.2. The summations in Eq. 2.2 have been truncated at $n, m = 17$.⁶ It appears that the model based on the Diffusion Equation is inadequate in accounting for the features of the data. In Figure 3 we show a plot of temperature as a function of time of a cake 2.1'' radius and 4.0'' depth. In this case, also, the theoretical curve appears to

⁶It has been necessary to truncate the sum at such large values of m and n to obtain reasonable estimates of temperatures close to the initial temperature of the cake.

fit the data inadequately, suggesting that a drastically different theoretical model from that proposed, initially, may be required to estimate baking times.

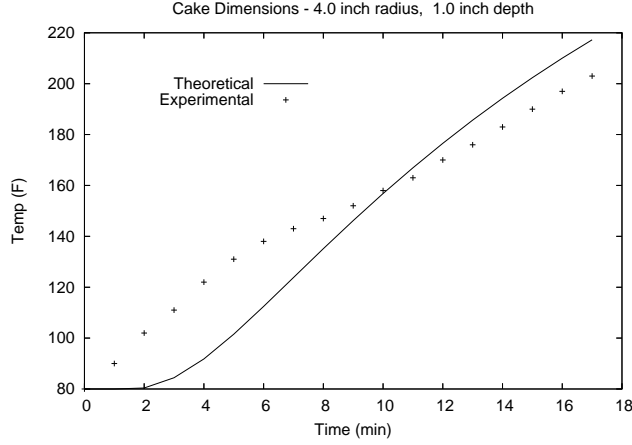


Figure 2: The temperature of a génoise 4.0'' radius and 1.0'' depth recorded at one minute intervals is shown along with the theoretical fit based on Eq. 2.2.

3.2 Revised Model

After analyzing the data both qualitatively and quantitatively, we have made several observations and drawn a number of conclusions. We have observed that for a baked cake, not only does the volume of the cake increase, but also the mass of the cake decreases.⁷ It also seems apparent that the model based on Eq. 2.2, exclusively, provides a poor fit to the data of temperature verses time for the cakes of various dimensions. With hindsight it has been naïve to believe that a model based, only, on Eq. 2.2 can account for the features of the data. The cake batter is a viscous liquid at the start of the baking process and a solid at the end. Thus, not only conduction, but also convection, and even radiation contribute to the baking process, each to varying degrees. In addition, the parameters associated with these methods of heat transfer, thermal conductivity, density, specific heat, the diffusion coefficient, and convection coefficient, to some extent, depend on temperature. In any case, assuming that the diffusion coefficient is constant, as in Eq 2.2, is a simplistic assumption. To improve the model we make the following assumptions and revise the model accordingly:

1. conduction is the primary mechanism of heat transfer;
2. the thermal conductivity of the cake batter varies during the baking process, primarily, because of moisture evaporation at the top, cake surface.

⁷We have observed that typically the mass of a baked cake is less by approximately 10%.

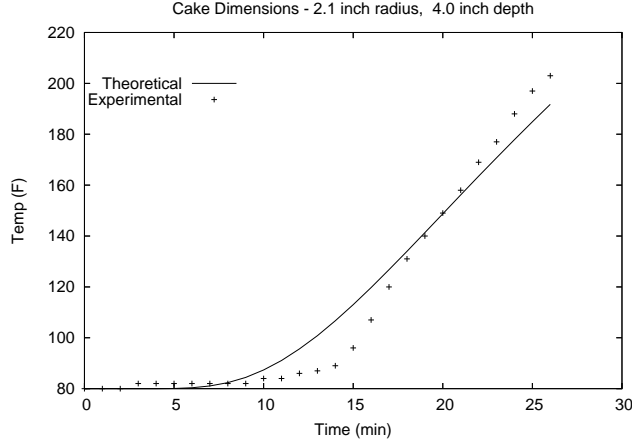


Figure 3: The temperature of a génoise 2.1'' radius and 4.0'' depth recorded at one minute intervals along with the theoretical fit based on Eq. 2.2.

In the revised model moisture evaporates at the top surface of the cake causing the cake batter to dry out so that, consequently, the diffusion coefficient decreases in value. The cake batter consists of two homogeneous mixtures, each with its own diffusion coefficient. In Figure 4 we diagrammatically represent the process. As baking occurs the interface between the two homogeneous mixtures of cake batter (dry on top and moist on the bottom) moves from the top to the bottom of the pan. The quantity a denotes the interface between the two mixtures at some arbitrary time. Here, \mathcal{D} and \mathcal{D}' are the diffusion constants of the dry and moist mixtures, respectively. In order to reduce the time for numerical computations we have implemented the following simplification in applying the model in practice. We have assumed that the cake batter remains uniformly moist during the time interval $0 \leq t \leq t_1$ (Interval I). Then, during the time interval $t_1 < t \leq t_2$ (Interval II) the cake comprises two homogenous mixtures, dry batter in the top half and moist batter in the bottom half of the pan, i.e. the interface remains fixed at $a = Z/2$. At time t_2 and until it completes baking at time t_f , i.e. $t_2 < t \leq t_f$ (Interval III), the cake is uniformly dry.⁸

For time $t \leq t_1$ and $t_2 < t \leq t_f$ the time evolution of the temperature is calculated using the eigenfunctions of the Diffusion equation given in Eq. 2.2, substituting the diffusion coefficient \mathcal{D} or \mathcal{D}' , as appropriate. For time t , $t_1 < t \leq t_2$, however, we require eigenfunctions obtained from solving the Diffusion equation for two contiguous, homogenous media whose interface is located at $z = a$.

⁸Any time dependence of the diffusion coefficient is assumed to result from that of the thermal conductivity, only. Thus, we neglect possible time dependence in the mass density or specific heat. This simplifies the analysis and avoids physically unrealistic, temporal discontinuities in the temperature which result from discontinuous changes in the diffusion coefficient.

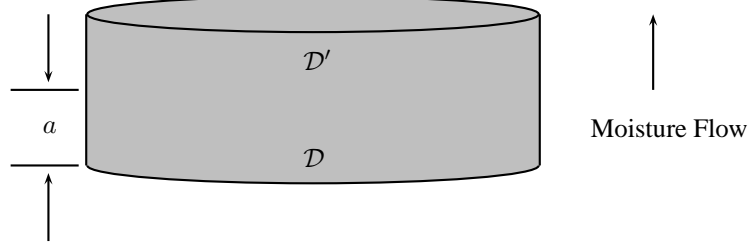


Figure 4: As heat flows into the cake, moisture evaporates through the top surface of the cake resulting in a two component system, one with a diffusion coefficient \mathcal{D} , corresponding to the moist batter in the bottom portion of the pan and another with diffusion coefficient \mathcal{D}' , corresponding to the dry batter in the top portion of the pan.

The unnormalized eigenfunctions, Ψ_{mj} , of eigenvalue, E_{mj} , are given by

$$\Psi_{mj} = \exp(-E_{mj}t) \times J_0\left(\frac{x_{m,0}r}{R}\right) \mathcal{Z}_{mj}(z). \quad (3.1)$$

Here

$$\mathcal{Z}_{mj}(z) = \begin{cases} A_{mj} \sin(\lambda_{mj}z) & 0 \leq z \leq a \\ B_{mj} \sin(\lambda'_{mj}(Z - z)) & a < z \leq Z \end{cases}. \quad (3.2)$$

The coefficients A_{mj} and B_{mj} are determined by the normalization condition and the boundary conditions at $z = a$. The quantities λ_{mj} and λ'_{mj} are related by

$$E_{mj} = \mathcal{D} \left(\lambda_{mj}^2 + \left(\frac{x_{m,0}}{R} \right)^2 \right) = \mathcal{D}' \left(\lambda_{mj}'^2 + \left(\frac{x_{m,0}}{R} \right)^2 \right), \quad (3.3)$$

and satisfy the eigenvalue equation

$$\frac{\tan(\lambda_{mj}a)}{\mathcal{D}\lambda_{mj}} = -\frac{\tan(\lambda'_{mj}(Z - a))}{\mathcal{D}'\lambda'_{mj}}. \quad (3.4)$$

The eigenvalue equation is obtained from the boundary conditions at the interface separating the two homogeneous mixtures of cake batter:

$$\mathcal{Z}(z)|_{z=a^-} = \mathcal{Z}'(z)|_{z=a^+}, \quad (3.5)$$

and

$$\mathcal{D} \frac{\partial \mathcal{Z}(z)}{\partial z} \Big|_{z=a^-} = \mathcal{D}' \frac{\partial \mathcal{Z}'(z)}{\partial z} \Big|_{z=a^+}. \quad (3.6)$$

The latter equation is the result of applying the continuity equation at the interface. Here $\mathcal{D} > \mathcal{D}'$ because the moist cake batter thermally conducts better than the dry cake

batter. Expressed as a function of λ'_{mj} ,

$$\lambda_{mj}^2 = \frac{\mathcal{D}'}{\mathcal{D}} \lambda_{mj}'^2 - \left(\frac{\mathcal{D} - \mathcal{D}'}{\mathcal{D}} \right) \left(\frac{x_{m,0}}{R} \right)^2. \quad (3.7)$$

The solutions of the eigenvalue equation exhibit the following properties:

1. $\lambda_{mj}^2 \leq \lambda_{mj}'^2$;
2. there are no solutions for $\lambda_{mj}'^2 < 0$;
3. the derivative of an eigenfunction is discontinuous at $z = a$.
4. Some eigenfunctions are oscillatory in the region $0 \leq z \leq a$ and decaying in the region $a < z \leq Z$.

Some of these properties have interesting consequences, especially when interpreted in the context of the Schrödinger equation. We defer further discussion of these until Section 5.

We now prescribe the recipe for implementing the revised model in practice.

1. Specify values for the adjustable parameters \mathcal{D} , \mathcal{D}' , t_1 , and t_2 .
2. Substitute the temperature of the oven, T_o , the initial temperature, T_c of the cake, the radius, R , of the cake pan, and the depth, Z , of the cake as well as the value of \mathcal{D}' into Eq. 2.2. This gives the internal temperature of the cake, $T_I(t)$ for time t , $0 \leq t \leq t_1$.
3. $T_I(t_1)$ becomes the initial temperature of the temperature distribution for times t , $t_1 < t \leq t_2$.
4. Expand $T_I(t_1)$ in terms of the eigenfunctions, Ψ_{mj} , Eq. 3.1, to obtain the temperature distribution $T_{II}(t)$ during the time interval $t_1 < t \leq t_2$.
5. $T_{II}(t_2)$ becomes the initial temperature of the temperature distribution for times t , $t_2 < t \leq t_f$.
6. Expand $T_{II}(t_2)$ in terms of the eigenfunctions, Φ_{mn} , Eq. 2.3, to obtain the temperature distribution $T_{III}(t)$ during the time interval $t_2 < t \leq t_f$. The diffusion coefficient \mathcal{D}' is substituted for \mathcal{D} in the Φ_{mn} .

In practice, the evaluation of the infinite series for the temperature distributions in Intervals I, II, and III requires that each series be truncated at a finite number of terms, depending on the degree of accuracy desired. For Interval I, assume that Eq. 2.2 is terminated for integers M , ($m \leq M$) and N , ($n \leq N$). In order to achieve approximately the same degree of accuracy in Interval III, we apply the same values to the corresponding infinite series. For Interval II, the temperature distribution is expanded using all Ψ_{mj} , also, for values of $m \leq M$, but selection of the truncation for j is more complicated. All values of j such that

$$\lambda_{mj} \leq \frac{(N + 1/2)\pi}{Z - a} \quad (3.8)$$

are used. We note that solving for all eigenvalues λ_{mj} is nontrivial because there is not a one to one correspondence between those in Interval II and those in Intervals I and III.

We have used these expansions to model the temperature at the center of the cake for four representative, sets of data. We summarize the results in Table 2 and Figures 5 through 8.⁹ The data have been selected to span the range of cake dimensions. As is apparent in Figures 5 through 8 it is possible to obtain a reasonable fit to each set of data by varying the four adjustable parameters in the model, \mathcal{D} , \mathcal{D}' , t_1 , t_2 . The primary purpose of constructing these models has been to provide incite into the baking process so that quantitative estimates can be obtained for the baking time of cakes of various dimensions. These results are consistent with the qualitative aspects of the revised model. It appears, in accordance with Table 2, that cakes of larger depth, although taking longer to bake, have an effective diffusion coefficient which is greater than cakes of smaller depth. On the other hand, cakes of smaller radius seem to have an effective diffusion coefficient which is greater than cakes of larger radius.

In cakes of less depth moisture can evaporate from the top surface of the cake relatively quickly causing the cake to dry out. This causes a decrease in the diffusion coefficient because of lack of moisture content. For an amount of baking time, t , we hypothesize that the moisture content within the cake scales, approximately, as s_{tz} ,

$$s_{tz} = \frac{t}{Z^2} . \quad (3.9)$$

This type of behavior is typical in random walk processes since diffusion times scale as some (characteristic length)².

Moisture, also, diffuses from the sides of the cake, inward. In situations when the radius of the cake is relatively less than its depth, moisture in the interior of the cake may remain constant, or possibly increase, even though moisture is continuing to evaporate from the top cake surface. For an amount of baking time, t , we further hypothesize that the moisture content scales, approximately, as s_{rz} ,

$$s_{rz} = \frac{t/R^2}{t/Z^2} = \frac{Z^2}{R^2} . \quad (3.10)$$

We acknowledge that these hypotheses regarding the scaling behavior of the moisture content are highly speculative, and that the degree to which they can be justified rests on how successfully they can be applied to predicting the baking time of cakes of various dimensions.

4 Estimating the Baking Time of a Cake

We now utilize the revised model of Section 3.2 to obtain an explicit formula for the baking time of a cake.¹⁰ In the revised model we have assumed that as a cake bakes

⁹Computations have been performed using Maple software running under Windows XP on a one GHz, dual processor, Pentium III computer. The optimization of adjustable parameters in the model has been achieved by trial and error, as there has been no simple or straightforward way to interface the model calculations to optimization software.

¹⁰In this Section the diameter, rather than the radius, is used in all formulae.

Data			Adjustable Parameters				Accuracy	
Radius (in)	Depth (in)	t_f (min)	$\mathcal{D}(\text{in}^2/\text{min})$	$\mathcal{D}'(\text{in}^2/\text{min})$	t_1 (min)	t_2 (min)	M	N
4.0	1.0	17	.029	.0035	2	2	10	10
2.1	4.0	26	.012	.047	10	∞	10	10
2.1	2.0	20	.025	.010	1	15	10	10
5.0	1.8	41	.035	.005	2	2	10	10
6.5	1.6	35	—	—	—	—	—	—
5.0	1.0	20	—	—	—	—	—	—
2.1	1.8	19	—	—	—	—	—	—

Table 2: Shown is a summary of the data used in this study. A representative sample of these data has been selected for purposes of modeling. The values M and N have been selected to insure that the theoretical curves are relatively smooth. The adjustable parameters have been determined by trial and error.

its diffusion coefficient changes, primarily, because of evaporation of moisture at the top surface of the cake; however, for a given cake we can calculate, using Eq. 2.5, an effective diffusion coefficient, \mathcal{D}_{eff} , which is constant during the baking process. Furthermore, in accord with the revised model the functional form of \mathcal{D}_{eff} should be consistent with Eqs. 3.9 and 3.10. If the functional form is known, it provides a relationship between the baking time and physical dimensions of the cake, making it possible to solve for the baking time as a function of the cake dimensions.

For each of the seven data entries in Table 2, we estimate an effective diffusion coefficient using Eq. 2.5. We, then, fit to these data an expression for \mathcal{D}_{eff} of the following form,

$$\mathcal{D}_{\text{eff}} = a_0 - a_1 \exp \left[-a_2 \left(\frac{Z^2}{t_f} \right) \left(\frac{Z^2}{D^2} \right) \right]. \quad (4.1)$$

The adjustable parameters are estimated to be $a_0 = 2.57 \times 10^{-2}$, $a_1 = 2.07 \times 10^{-2}$, and $a_2 = 19.2$. The functional form of Eq. 4.1 has been chosen primarily because it can be interpreted in a relatively straightforward and physically intuitive manner. We have tried other formulae with more physical appeal, i.e. different dependencies on the baking time and cake dimensions; however, when inverted to estimate baking times they yield multiple roots for a cake of specified dimensions. Generally, these additional roots have no obvious physical interpretation. We have also varied the functional form of Eq. 4.1 among those which are not plagued with multiple roots for the baking time and have found the calculated baking times not to be drastically different from those obtained using Eq. 4.1.

The effective diffusion coefficient depends explicitly on the baking time, the diameter of the pan, and depth of the cake batter. In Figures 9 and 10 we show the experimental values of \mathcal{D}_{eff} and the theoretical fit. Rather than plotting them as a function of the baking time, diameter of the pan, and depth of the batter, we have plotted them as a function t_f/Z^2 and D^2/Z^2 . The adjustable parameters in Eq. 4.1 have a simple, physical interpretation. If values of t_f , D , or Z are such that the exponential becomes vanishingly small, the cake batter should be maximally moist and \mathcal{D}_{eff} is a_0 .

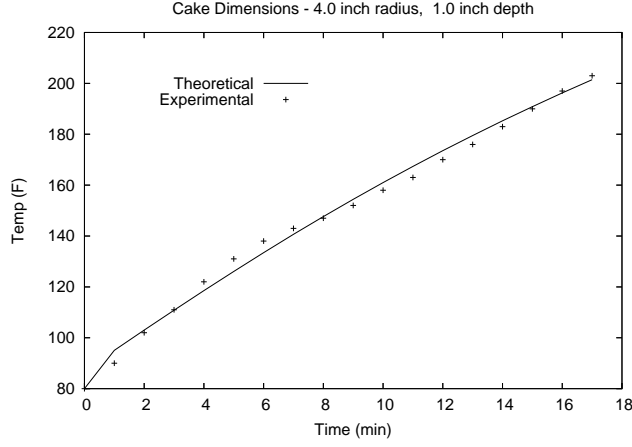


Figure 5: Shown is a theoretical fit to temperature as a function of time at the center of a cake, 4.0'' radius and 1.0'' depth. The relevant parameters are given in Table 2.

On the other hand, if their values are such that the exponential approaches one, the cake should be totally dry with the effective diffusion coefficient being $a_0 - a_1$. The parameter a_2 relates to how readily moisture evaporates from the cake. These three parameters should also depend on the initial moisture content of the cake batter.

Combining Eqs. 2.5 and 4.1 we obtain an implicit formula for the baking time as a function of depth, diameter, oven temperature, initial temperature of the cake batter, and final temperature of the cake:

$$K = -\mathcal{D}_{\text{eff}} t_f \begin{cases} \frac{4x_{1,0}^2}{D^2} + \frac{\pi^2}{Z^2} & \text{if } C_1 \leq 1 \text{ and } C_2 \leq 1 \\ \frac{\pi^2}{Z^2} & \text{if } C_1 > 1 \\ \frac{4x_{1,0}^2}{D^2} & \text{if } C_2 > 1 \end{cases}, \quad (4.2)$$

where K is obtained from

$$\exp(-K) = \left(\frac{T_f - T_c}{T_o - T_c} \right) \begin{cases} \frac{\pi x_{1,0} J_1(x_{1,0})}{8} & \text{if } C_1 \leq 1 \text{ and } C_2 \leq 1 \\ \frac{\pi}{4} & \text{if } C_1 > 1 \\ \frac{x_{1,0} J_1(x_{1,0})}{2} & \text{if } C_2 > 1 \end{cases}. \quad (4.3)$$

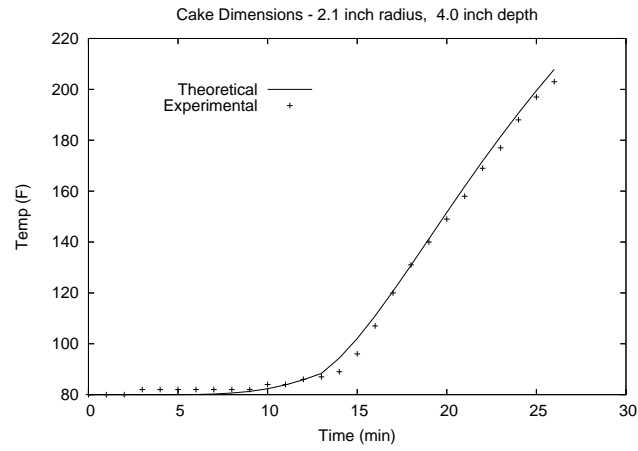


Figure 6: Shown is a theoretical fit to temperature as a function of time at the center of a cake, 2.1'' radius and 4.0'' depth. The relevant parameters are given in Table 2.

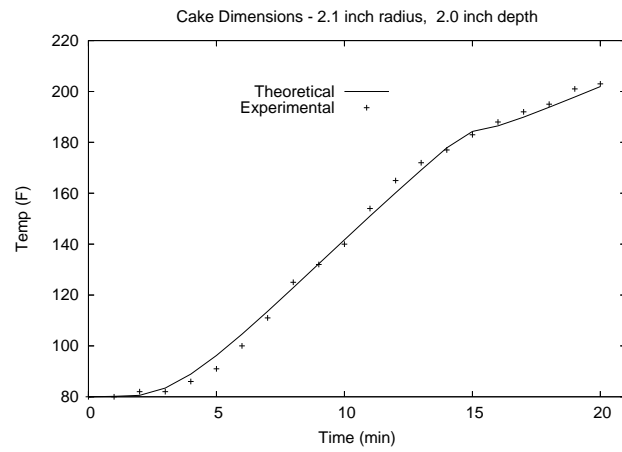


Figure 7: Shown is a theoretical fit to temperature as a function of time at the center of a cake, 2.1'' inch radius and 2.0'' depth. The relevant parameters are given in Table 2.

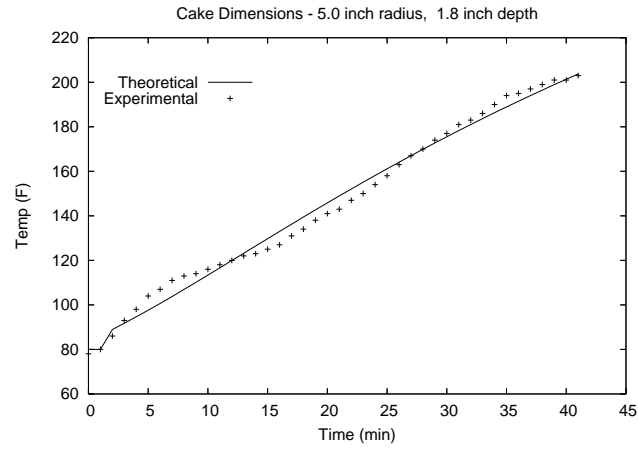


Figure 8: Shown is a theoretical fit to temperature as a function of time at the center of a cake, 5.0'' radius and 1.8'' depth. The relevant parameters are given in Table 2.

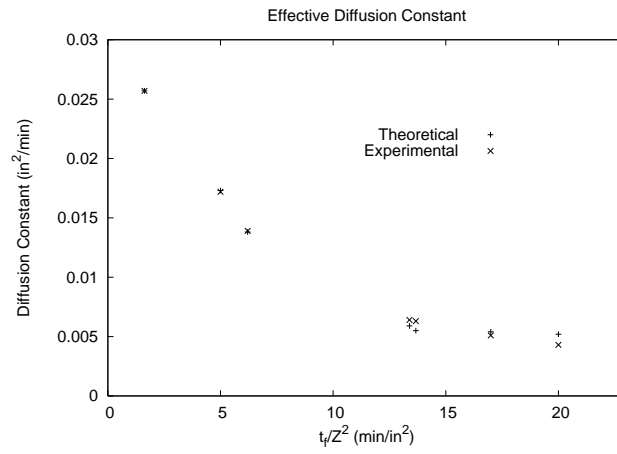


Figure 9: Shown are the experimental values of the effective diffusion coefficient and the theoretical fit to these values. The independent variable has been selected based on the discussion of Section 3.2.

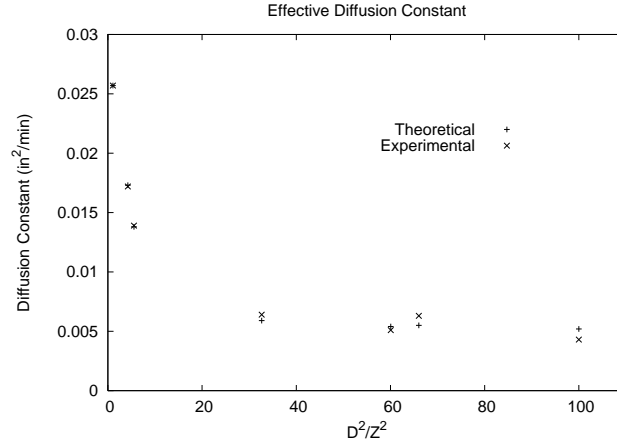


Figure 10: Shown are the experimental values of the effective diffusion coefficient and the theoretical fit to these values. The independent variable has been selected based on the discussion of Section 3.2.

The conditions C_1 and C_2 are defined by Eqs. 2.7 and 2.7'.

We use Eqs. 4.2 and 4.3 to estimate baking times of cakes of various dimensions used in this study and compare them to the actual baking times. These results are presented in Figure 11 and Table 3. It should be noted that Eqs. 4.2 and 4.3 exhibit the scaling behavior that is typical of diffusion processes, i.e. baking times are proportional to $(\text{characteristic length})^2$.

Philosophically speaking, a semi-empirical model should accomplish more than regurgitate what is already known:

1. it should have predictive ability;
2. it should also be valid in that it is consistent with established physical principles;

t_f (min)	t_{theor} (min)	t_{linreg} (min)	Diameter (in)	Depth (in)
17	16	21	8.0	1.0
26	26	29	4.1	4.0
20	20	18	4.1	2.0
41	45	30	9.9	1.8
35	41	37	13.0	1.6
20	16	25	9.9	1.0
19	19	17	4.1	1.8

Table 3: Baking times and those predicted by the theoretical model are presented for the diameters and the depths of cakes used in this study. For comparison the baking time predicted by linear regression is also presented.

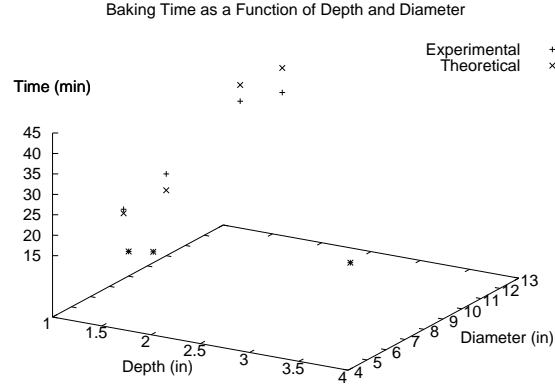


Figure 11: The theoretical and measured baking times of cakes of various depths and diameters are shown.

3. it should not have an inordinately large number of freely adjustable parameters.

Consider the four hypothetical cakes whose dimensions and predicted baking times are given in Table 4. For various reasons these cakes are impractical to bake. Nonetheless, they do provide an arena for qualitatively exploring the theoretical basis of Eqs. 4.2 and 4.3. Even to someone with little cooking experience it is not surprising that cake number two requires 17 minutes to bake, given that a cake 8" diameter and 1" depth requires 17 minutes baking time (See Table 3). It may be surprising that cake number three requires so little time to bake, given how long it takes cake number two to bake. The reason is that the moisture content of cake number three remains high because very little evaporation takes place during the cooking process. As a result, the diffusion coefficient remains relatively large so that the cake bakes quickly. Cake number four requires nearly 24 hours to bake. It is interesting to note that the baking time of cake number four reflects the scaling property of diffusion processes, i.e. its physical dimensions are thirty times those of cake number one and is therefore predicted to require 900 times as long to bake.

The semi-empirical model for the baking time has three adjustable parameters. From a practical perspective one may ask if performing a linear regression, which also has three adjustable parameters, would produce a model with as good or possibly better predictive ability than the model presented. The result of a linearly regressing baking time on diameter and depth is

$$t_f = -3.00 + 2.34D + 5.74Z. \quad (4.4)$$

In Table 2 we present the baking times predicted by Eq. 4.4 for comparison to those predicted according to theory.

Although, strictly speaking, our analysis has been applied to the génoise we can apply the results, qualitatively, to baking in general. The difference between cake bat-

Cake	t_{theor} (min)	Diameter (in)	Depth (in)
1	1.56	1.00	1.00
2	17.0	30.0	1.00
3	1.82	1.00	30.0
4	1.40×10^3	30.0	30.0

Table 4: The predicted baking times of four hypothetical cakes are presented.

ter and pastry dough is not so much a matter of different ingredients, but rather the proportions of the same ingredients. Both typically are composed of flour, fats, and ingredients which contain water, such as eggs, milk, juices, etc. Typically, pastry dough contains a very small amount of liquid in proportion to other ingredients. This explains why it takes such a long time, relatively speaking, to pre-bake a pastry shell (15 to 30 minutes, for example), even though, pastry shells are generally, not much more than $\frac{1}{8}$ " to $\frac{1}{4}$ " in depth. Cookie dough which lies between pastry dough and cake batter, with respect to moisture content, also requires a relatively longer time to bake than cake batter. Cookies require typically between ten and fifteen minutes to bake, even though they are usually not more than $\frac{1}{2}$ " thick.

5 An Irrelevant but Intriguing Digression

The similarity between the Diffusion equation and the Schrödinger equation is striking. We replace t in the Diffusion equation by it/\hbar to obtain the Schrödinger equation. The duality between solutions of the Diffusion equation and Schrödinger equation is typically not insightful since the corresponding solutions of the Schrödinger equation are those in the absence of a potential. Consider, however, the eigenfunctions, Eq. 3.1. They are dual to the eigenfunctions of a particle confined to a cylindrical box. What is atypical is the mass of the particle assumes different values in the regions $0 \leq z \leq a$ and $a < z \leq Z$. The mass, μ , is related to the diffusion coefficient, \mathcal{D} , $\mu = \hbar^2/(2\mathcal{D})$. It is common for situations to exist where the diffusion coefficient varies with position; however, it is less common for the mass of a particle to vary with position. Nonetheless, there do exist situations where the mass of a particle, or quantum mechanical system, may be different in different regions of space.

If one is guided by the seeming duality between the Diffusion equation and Schrödinger equation, then the Schrödinger equation is

$$-\nabla \left(\frac{\hbar^2}{2\mu} \right) \nabla \psi = -\frac{\hbar}{i} \frac{\partial \psi}{\partial t}, \quad (5.1)$$

This insures that the Schrödinger equation conserves probability so that the continuity equation remains true,

$$\nabla \cdot \mathbf{J} = -\frac{\partial P}{\partial t}, \quad (5.2)$$

where the current density, \mathbf{J} , is given by

$$\mathbf{J} = \frac{\hbar}{2\mu i} [\psi^* \nabla \psi - (\nabla \psi^*) \psi] , \quad (5.3)$$

and the probability density, P , is given by

$$P = \psi^* \psi . \quad (5.4)$$

If μ is placed to the left or right of the derivatives, except for specific combinations of such, there will be sources/sinks of probability, as can be shown by direct calculation. A consequence which results from the unusual placement of μ in Eq. 5.1 is that when the mass, μ , discontinuously changes values between two regions, the spatial derivative of the wavefunction is discontinuous at the interface between the two regions. This effect is apparent in Eq. 3.5 whenever $\mathcal{D} \neq \mathcal{D}'$. This effect is demonstrated in Figures 12, 13, and 14, which are examples of the z -dependent part of the eigenfunctions of the Diffusion equation given in Eq. 3.2.

Another apparent effect which is evident from a detailed analysis of Eq. 3.7 is that for sufficiently large values of m and sufficiently small values of j there are solutions with $\lambda_{mj}^2 < 0$. The implication is that some of the eigenfunctions are hybrid in that for $0 \leq z \leq a$ they decay and for $a < z \leq Z$ they oscillate. The corresponding eigenfunctions of the Schrödinger equation also exhibit this same behavior, decaying in the region of smaller mass and oscillating in the region of larger mass. This effect is shown in Figures 12, 13, and 14. In Figure 14 the eigenfunction, whose value of j is the largest of three examples, is oscillatory in both regions. This effect can also be shown to persist under more general boundary conditions than those imposed by the cake pan.¹¹ From the quantum mechanical perspective the values of m are associated with momentum tangent to the interface separating the regions of different values of mass. Thus, if the momentum tangent to the interface is sufficiently large, the wave function damps out in the region of less mass. This is reminiscent of the evanescent modes associated when light propagates along a wave guide.

If one considers the Schrödinger equation as the non-relativistic limit of the Klein-Gordon equation, then one should also include the term mc^2 on the left side of Eq. 5.1. It can, then, be shown that the hybrid eigenfunctions are no longer solutions.

6 Conclusions

The primary emphasis of this study has been to explain how modifying a cake recipe by changing either the dimensions of the cake or the amount of cake batter alters the baking time. Our analysis has been restricted to one particular cake, the génoise. Based on data collected and ensuing analysis we have concluded that conduction is the primary mechanism of heat transfer and that the Diffusion equation provides a theoretical framework adequate for describing the baking process; however, the diffusion coefficient does not remain constant during the baking process. From detailed analysis of

¹¹The effect seems only to be a consequence of the fact that the mass assumes different values in two contiguous spatial regions.

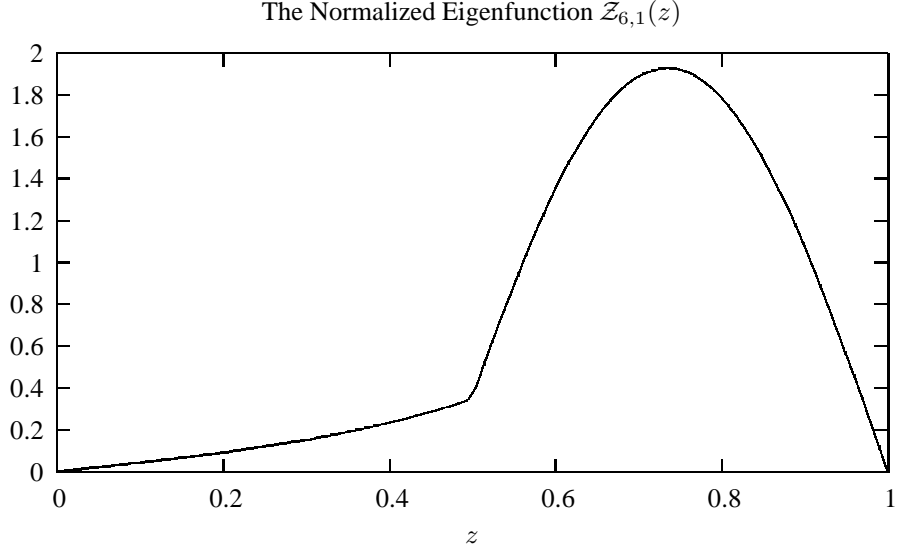


Figure 12: The eigenfunction $\mathcal{Z}_{6,1}$ exhibits both decaying and oscillatory behavior in regions $0 \leq z \leq 1/2$ and $1/2 < z \leq 1$, respectively. In addition, $\frac{\partial \mathcal{Z}_{6,1}}{\partial z}$ is discontinuous at $z = a$, where $a = 1/2$.

the data we have concluded that the diffusion coefficient changes during the baking process, principally, because of evaporation of moisture at the top surface of the cake. Consequently, we have approximated the cake baking process as one in which the diffusion coefficient, effectively, assumes a constant value during the baking process. Its value depends on the diameter, depth, and baking time of the cake, all of which affect the moisture content of the cake. We, then, have proposed a semi-empirical formula for the effective diffusion coefficient consistent with the physical principles underlying the model. The formula has three adjustable parameters whose values have been estimated from the data. We have inverted the formula to obtain the baking time of a cake as a function of diameter and depth. The resulting formula exhibits scaling behavior typical of diffusion processes: the baking time scales as the (the characteristic size)² of the cake. Although we have not solved the problem of how long is required to bake a cake, in general, we have offered a qualitative explanation of those factors which most importantly determine baking times. In addition to the dimensions of the cake we have proposed that the moisture content of a cake is the dominant factor affecting its baking time. This proposition explains why pastry dough and cookie dough require such a relatively long time to bake in comparison to cake batter, after accounting for differences in their physical dimensions.

As part of the analysis and modeling process we have required solutions of the Diffusion equation for two cylindrical media of the same diameter, separated by a common circular boundary. The diffusion coefficient assumes a different constant value

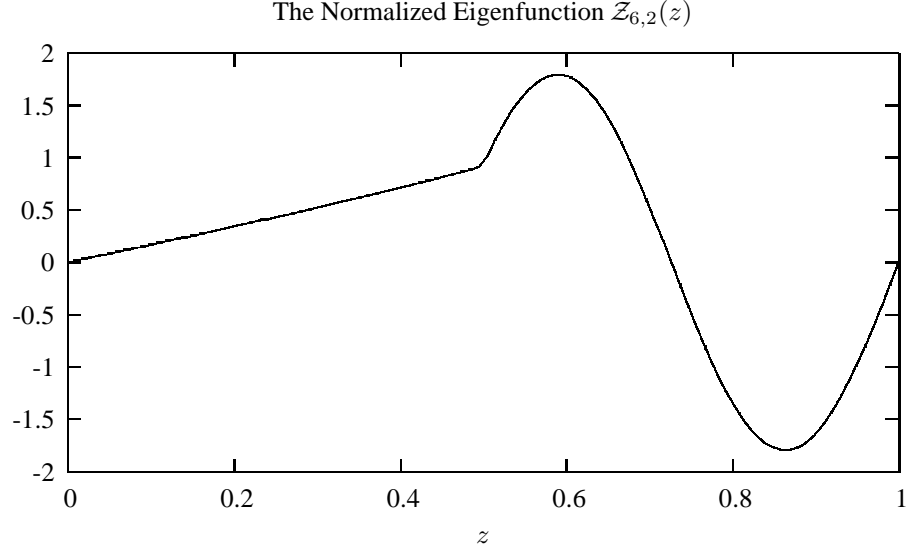


Figure 13: The eigenfunction, $\mathcal{Z}_{6,2}$ exhibits both decaying and oscillatory behavior in regions $0 \leq z \leq 1/2$ and $1/2 < z \leq 1$, respectively. In addition, $\frac{\partial \mathcal{Z}_{6,2}}{\partial z}$ is discontinuous at $z = a$, where $a = 1/2$.

in each medium. These solutions are interpreted naturally and straightforwardly in the context of the Diffusion equation; however, when interpreted in the context of the Schrödinger equation, they are somewhat peculiar. The solutions describe a system whose mass assumes different values in two different regions of space. Furthermore, the solutions exhibit characteristics similar to the evanescent modes associated with light waves propagating in a wave guide; however, when we consider the Schrödinger equation as a non-relativistic limit of the Klein-Gordon equation so that it includes a mass term, these are no longer solutions.

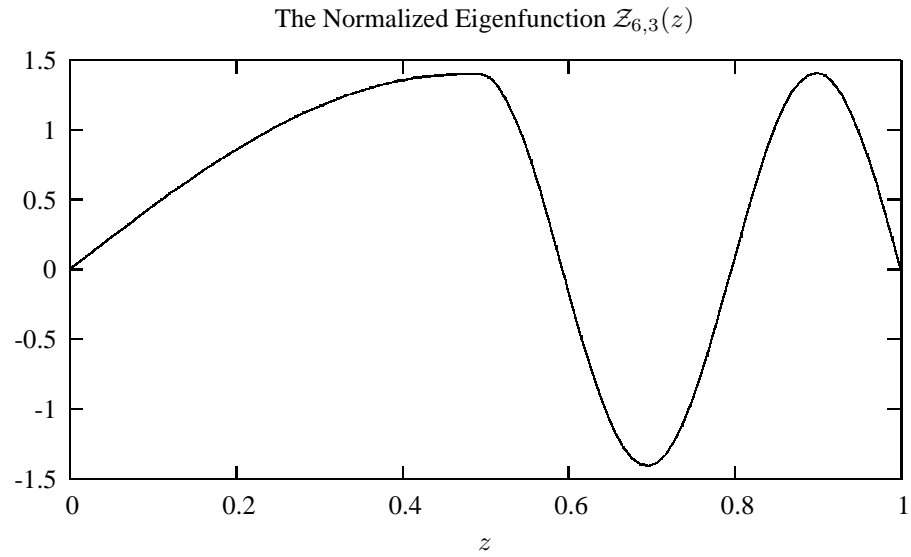


Figure 14: The eigenfunction, $\mathcal{Z}_{6,3}$ exhibits only oscillatory behavior in the region $0 \leq z \leq 1$. In addition, $\frac{\partial \mathcal{Z}_{6,3}}{\partial z}$ is discontinuous at $z = a$, where $a = 1/2$.

References

- [1] Charles Kittel. *Thermal Physics*, pages 424–425. W. H. Freeman and Company, New York, New York, 1980.
- [2] Jacques Pépin. *La Technique*, pages 356–358. Times Books, a division of Quadrangle, New York, New York, 1976.