

Derivation of longitudinal Doppler shift equation between two moving bodies in reference frame at rest

Masanori Sato

*Honda Electronics Co., Ltd.,
20 Oyamazuka, Oiwa-cho, Toyohashi, Aichi 441-3193, Japan*

E-mail: msato@honda-el.co.jp

Abstract: The equation of the Doppler shift of two bodies in inertial motion in a reference frame at rest (i.e., stationary reference frame) is derived. The time delay of a moving clock, which is derived from the Lorentz transformation that depends on the velocity in the reference frame at rest, and the geometrical drawing are used to describe the longitudinal Doppler shift. We show that the equation of the Doppler shift depends on the velocities of the two bodies in the reference frame at rest.

PACS numbers: 03.30.+p

Key words: Special relativity, reference frame at rest, longitudinal Doppler shift, Lorentz transformation

1. Introduction

In 1905, Einstein [1] pointed out that we do not need an absolute space frame defined by ether; however, he did not state that special relativity denies the existence of the absolute space frame. In 1920 [2], he stated that special relativity does not deny the existence of ether, and declared that general relativity requires ether [2]. We consider that special relativity is compatible with the absolute space frame, in that Lorentz invariance does not require modification for adoption on the absolute space frame. On the basis of such discussion, we refute Einstein's 1905 hypothesis; however, the discussion is carried out on the basis of the special relativity theory. A tremendous amount of data concerning special relativity depends on Lorentz invariance; however, these data do not confirm or deny the existence of the absolute space frame; that is, the special relativity theory is not concerned with ether. Therefore, special relativity with ether can be considered.

When we discuss two inertial bodies moving with relative velocities, one of which is in a stationary state, the two equations of the Doppler shift are represented equivalently. However, if the two bodies are moving in a reference frame at rest, the discussion of relativity that depends on the

fact that “the clock of the other body looks delayed to each other” is insufficient. This statement is ambiguous and a more precise one is required. We show the equation of the Doppler shift to eliminate such ambiguity.

In this paper, we show that the Doppler shift of light is derived from the geometrical drawing and the Lorentz transformation of the reference time. Furthermore, we derive the equations of the longitudinal Doppler shift between two bodies moving relative to each other in a reference frame at rest.

2. Relative motion between three bodies

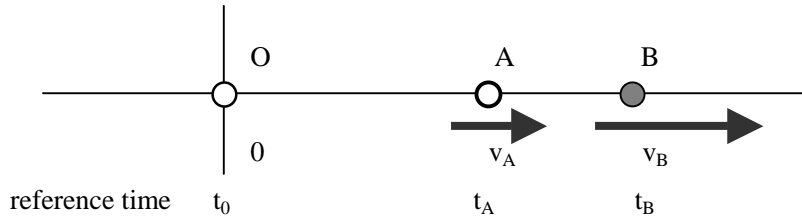


Fig. 1 Doppler shift of moving bodies in reference frame at rest

O: Reference frame at rest (the earth)	t_0 (reference time)
A: Moving object A (rocket A)	t_A (reference time)
B: Moving object B (rocket B)	t_B (reference time)

Figure 1 shows the reference frame at rest (the earth) and two inertial moving objects, O: the reference frame at rest (the earth), A: moving object A (rocket A) with the relative velocity v_A , and B: moving object B (rocket B) with the relative velocity v_B . Rockets A and B have an atomic clock and a light source respectively, that are precisely adjusted on the reference frame at rest.

We tentatively consider that the earth as a reference frame at rest. Of course, the earth travels in space relative to background radiation at a speed of 380 km/s; however, this speed is negligible compared with the speed of light of 300,000 km/s. The relative velocities v_A and v_B are defined in the reference frame at rest. Let the reference time in the reference frame at rest be t_0 ; the reference time in a moving frame is defined by the Lorentz transformation using t_0 . The reference time of object A is t_A and that of object B is t_B .

$$t_A = \frac{t_0}{\sqrt{1 - \left(\frac{v_A}{c}\right)^2}}, \quad (1)$$

$$t_B = \frac{t_0}{\sqrt{1 - \left(\frac{v_B}{c}\right)^2}}, \quad (2)$$

t_A or t_B is the reference time of moving object seen from the reference frame at rest, we cannot detect t_A or t_B directly.

3. Derivation of longitudinal Doppler shift of light

The longitudinal Doppler shift of light consists of the classical Doppler shift of sound (i.e., geometrical drawing) and Lorentz transformation. **Figure 2** shows the way to derive the longitudinal Doppler shift. Classical Doppler shift by geometrical drawing and the Lorentz transformation are combined. Geometrical drawing is wavefront counting, in **Fig. 2**, observer A counts the wavefronts of light from light source B. Thereafter, the Lorentz transformation is applied. The frequency of light source B and the reference time of observer A by which the frequency is counted are modified by the Lorentz transformation.

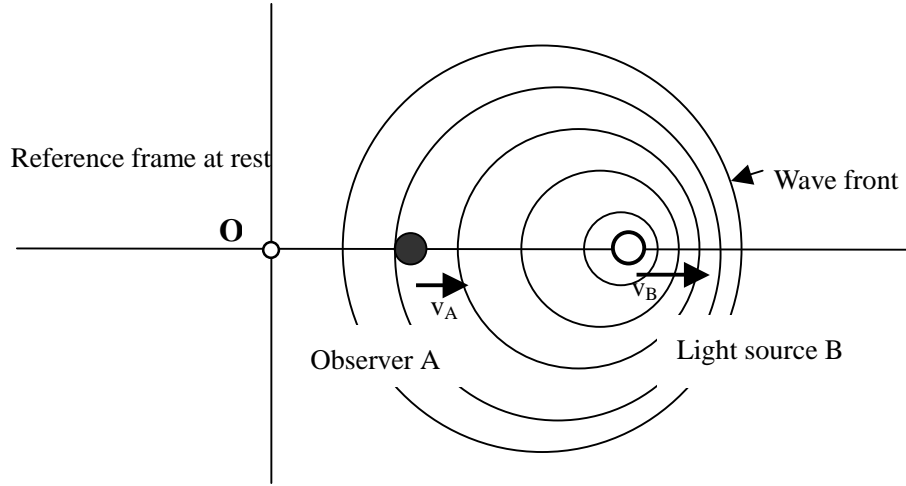


Fig. 2 Derivation of the longitudinal Doppler shift from geometrical drawings and the Lorentz transformation

The classical Doppler shift of sound f' is derived from a geometrical drawing as represented by equation (3), v_0 the velocity of the observer, v_s that of the light source and f_0 the frequency of the light source in stationary state.

$$f' = f_0 \left(\frac{1 \pm v_0/c}{1 \pm v_s/c} \right), \quad (3)$$

where + and – indicate the direction of the relative motion of the light source and the observer, we should select + and – according to the relative motion between the light source and the detector.

The frequencies are summarized in **Table 1**.

Table 1 Denote of frequencies

f' : Frequency of classical Doppler shift derived using geometrical drawing

(That is the Doppler shift of sound. We cannot detect f' directly.)

f_M : Frequency of moving light source (inverse of reference time)

(We cannot detect f_M directly.)

f_0 : Frequency of light source in stationary state

$f_{A \rightarrow B}^L$: Longitudinal Doppler shift (object B is seen from view point of object A)

$f_{B \rightarrow A}^L$: Longitudinal Doppler shift (object A is seen from view point of object B)

In **Fig. 1** and **2**, when the observer at rest ($v_0=0$) on earth sees rocket B (the light source) leaving, then + is selected to decrease the frequency according to v_S . And $v_S = v_B$, equation (4) is derived from equation (3) as

$$f' = f_M \left(\frac{1}{1 + v_B/c} \right). \quad (4)$$

Then, we apply the Lorentz transformation. The frequency of the moving light source f_M is derived as the inverse of reference time t_B of equation (1), as shown in

$$f_M = \frac{1}{t_B} = f_0 \sqrt{1 - \left(\frac{v_B}{c} \right)^2}, \quad (5)$$

where f_0 is the reference time of the reference frame at rest. By introducing equation (5) into f_M in equation (4), we obtain

$$f_{O \rightarrow B}^L = f_0 \sqrt{\frac{1 - v_B/c}{1 + v_B/c}}. \quad (6)$$

Equation (6) is the Doppler shift derived from the geometrical drawing and Lorentz transformation. The stationary observer sees the light source moving at the velocity v_B .

When the moving observer with velocity v_B sees the light source at rest, the geometrical drawing is represented by setting $v_S=0$ in equation (3), and considering the direction of movement of the observer we select -, and thus we obtain

$$f' = f_0 \left(1 - \frac{v_B}{c} \right). \quad (7)$$

The reference time of the moving observer becomes long according to the Lorentz transformation.

Thus, the frequency of the light source that is seen by the moving observer increases. This is because the reference time of the moving observer decreases. Equation (7) is modified as

$$f_{B \rightarrow O}^L = \frac{f_0}{\sqrt{1 - \left(\frac{v_B}{c}\right)^2}} \left(1 - \frac{v_B}{c}\right) = f_0 \sqrt{\frac{1 - v_B/c}{1 + v_B/c}}. \quad (8)$$

With equations (6) and (8), we show that the equation of the Doppler shift is equivalent for the observer and the light source. This is correct when either the observer or the light source is stationary.

In equations (6) and (8), the sign of the velocity + or – should be considered; + velocity denotes that the distance between the observer and the light source increases, and – velocity denotes that the distance between the observer and the light source decreases.

4. Derivation of Doppler shift equation of two moving bodies in reference frame at rest

Here, we discuss the relative motion of the two moving bodies in the reference frame at rest. The Doppler shift equations for between rocket A and rocket B are derived. When we see the light source in rocket B from rocket A using the clock in rocket A as reference. The observer is rocket A and the light source is rocket B, and the directions of the velocities of rockets A and B are chosen as shown in **Fig. 1** and **2**.

Therefore the observer travels away from the light source and at the same time the light source travels towards the observer; thus we choose + in equation (3). The observer is rocket A and the light source is rocket B, then $v_0 = v_A$ and $v_S = v_B$, and thus, we obtain

$$f' = f_0 \left(\frac{1 + v_A/c}{1 + v_B/c} \right). \quad (9)$$

Then, we carry out time conversion, that is, time modification using the reference times of rockets A and B. The reference times on rockets A and B are modified using the Lorentz transformation. When the observer in rocket A sees the light source in rocket B, the reference time in rocket A of equation (1) is used.

The frequency of the light source is the inverse of equation (2). Thus, when the observer in rocket A sees the light source in rocket B, the correction constant for the Doppler shift is t_A/t_B . Multiplying equation (9) by t_A/t_B we obtain,

$$f_{A \rightarrow B}^L = f_0 \frac{t_A}{t_B} \left(\frac{1 + v_A/c}{1 + v_B/c} \right) = f_0 \frac{\sqrt{1 - \left(\frac{v_B}{c}\right)^2}}{\sqrt{1 - \left(\frac{v_A}{c}\right)^2}} \left(\frac{1 + \frac{v_A}{c}}{1 + \frac{v_B}{c}} \right) = f_0 \sqrt{\frac{1 - \frac{v_B}{c}}{1 - \frac{v_A}{c}}} \times \frac{1 + \frac{v_A}{c}}{1 + \frac{v_B}{c}}, \quad (10)$$

where $f_{A \rightarrow B}^L$ indicates the frequency at which the observer in rocket A sees the light source in rocket B. Equation (10) depends on v_A , and v_B , not on the relative velocity $v = v_A - v_B$.

Figure 3 shows the observer in rocket B sees the light source in rocket A, i.e., the observer is rocket B and the light source is rocket A; thus, the observer moves away from the light source and the light source moves towards the observer. Where we set $v_0 = v_B$ and $v_s = v_A$, and carefully choose + and – in equation (3) we obtain,

$$f' = f_0 \left(\frac{1 \pm v_0/c}{1 \pm v_s/c} \right) = f_0 \left(\frac{1 - v_B/c}{1 - v_A/c} \right). \quad (11)$$

Then,

$$f_{B \rightarrow A}^L = f_0 \frac{t_B}{t_A} \left(\frac{1 - v_B/c}{1 - v_A/c} \right) = f_0 \frac{\sqrt{1 - (v_A/c)^2} \left(\frac{1 - v_B}{c} \right)}{\sqrt{1 - (v_B/c)^2} \left(\frac{1 - v_A}{c} \right)} = f_0 \sqrt{\frac{1 - v_B}{c} \times \frac{1 + v_A}{c}}. \quad (12)$$

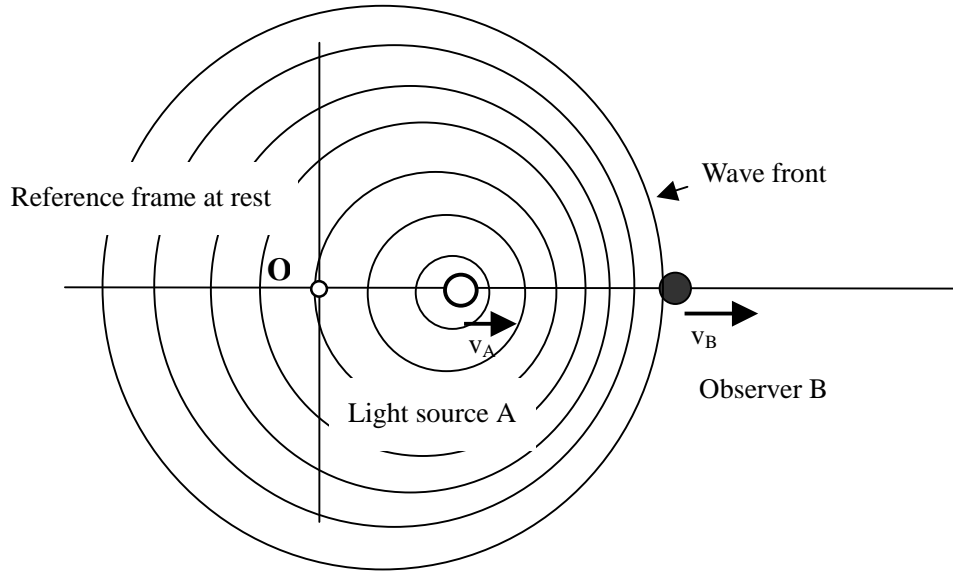


Fig. 3 Derivation of the longitudinal Doppler shift from geometrical drawings and the Lorentz transformation. The observer and the light source are changed in **Fig 2**.

From equations (10) and (12), we note that the longitudinal Doppler shift depends on the absolute velocities of the observer and the light source rather than the relative velocity between the observer and the light source.

We consider equation (10); if we set $v_A = 0$ we obtain the longitudinal Doppler shift of equation (6). Under the condition $v_A = v_B$, that is the relative velocity is zero, the observers in both rockets see the same frequency f_0 , that is,

$$f'_{A \rightarrow B} = f'_{B \rightarrow A} = f_0. \quad (13)$$

5. Discussion

We discuss the conditions under which equation (6) can be applied. **Figure 4** shows the velocity diagram of v_A and v_B . The velocities OA and OB show the light speed c . Therefore we discuss the conditions within the square $C_1C_2C_3C_4$. The lines $A-A'$ and $B-B'$ show that either the observer or the light source is stationary. The line C_1-C_3 shows that the relative velocity between the observer and the light source is zero. Under the conditions denoted by these three lines, we can use equation (6). At any arbitrary point in square $C_1C_2C_3C_4$, for example point D , we have to use equation (10). That is, equation (6) is valid under the condition that either the observer or the light source is stationary.

We could show that the Doppler shifts seen between moving observer and light source depend on the velocity of v_A and v_B , that is, if we know the absolute velocity, we can define the frequency of the longitudinal Doppler shift.

We measure the frequencies using our clocks on earth. We consider the earth as the reference frame at rest, because the velocity of the earth through in space relative to background radiation is 380 km/s, that is 0.13% of the light speed.

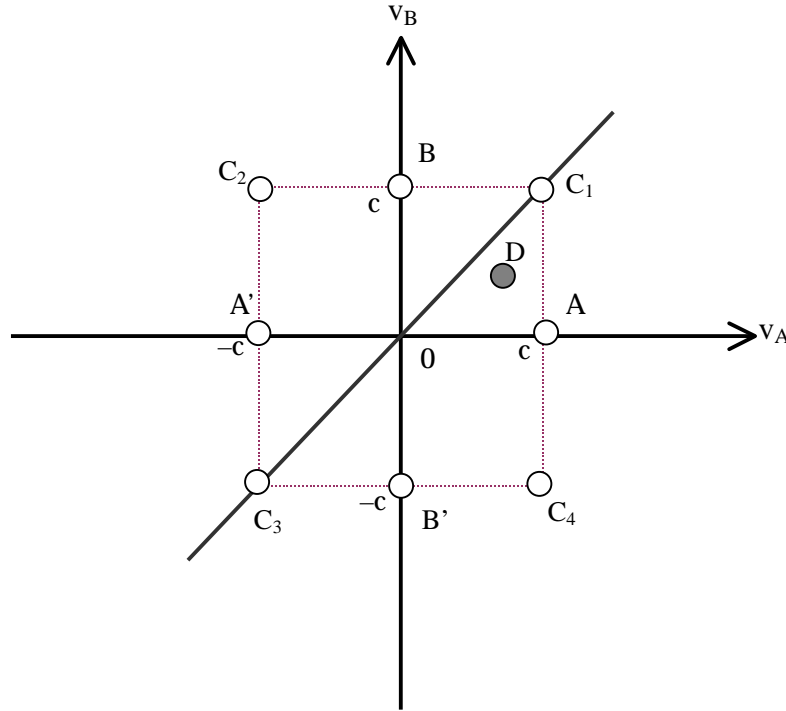


Fig. 4 Velocity diagram of v_A and v_B .

6. Conclusion

The longitudinal Doppler shift of two bodies that are in inertial motion relative to a reference frame at rest was derived. Under such conditions, the equations of the Doppler shift depend on the absolute velocities of the moving bodies. The time delay of the moving clock is derived from the Lorentz transformation that depends on the velocity of the moving clock in the reference frame at rest, that is, its absolute velocity. We prove that the longitudinal Doppler shift depends on the absolute velocities of the observer and the light source rather than the relative velocity between the observer and the light source.

References

- 1) A. Einstein, "On the Electrodynamics of Moving Bodies," Ann. Phys. **17**, 891, (1905).
- 2) A. Einstein, "Ether and Relativity", in "Sidelight on Relativity", translated by G. B. Jeffery and W. Perret, London 1922; "Introduction: Major Themes in the Development of Ether Theories from the Ancients to 1900" in "Conceptions of Ether: Studies in the History of Ether Theories 1740-1900", edited by G. N. Cantor and M. J. S. Hodge, CAMBRIDGE, 1981, pp. 1-60, pp. 53-54.