

Arrow diagram method based on overlapping electronic groups: corrections to the linked AD theorem

Yu Wang and Lev Kantorovich*

7th November 2018

Department of Physics, King's College London, Strand, London, WC2R 2LS, United Kingdom

* E-mail address: lev.kantorovitch@kcl.ac.uk

Abstract

Arrow diagram (AD) method (L. Kantorovich and B. Zapol, J. Chem. Phys. **96**, 8420 (1992); *ibid*, 8427) provides a convenient means of systematic calculation of arbitrary matrix elements, $\langle \Psi | \hat{O} | \Psi \rangle$, of symmetrical operators, \hat{O} , in quantum chemistry when the total system wavefunction Ψ is represented as an antisymmetrised product of overlapping many-electron group functions, Φ_A , corresponding to each part (group) A of the system: $\Psi = \hat{A} \prod_A \Phi_A$. For extended (e.g. infinite) systems the calculation is somewhat difficult, however, as mean values of the operators require that each term of the diagram expansion is to be divided by the normalisation integral $S = \langle \Psi | \Psi \rangle$, which is given by an AD expansion as well. A linked AD theorem suggested previously (L. Kantorovich, Int. J. Quant. Chem. **76**, 511 (2000)) to deal with this problem is reexamined in this paper using a simple Hartree-Fock problem of a one-dimensional ring of infinite size which is found to be analytically solvable. We find that corrections to the linked AD theorem are necessary in a general case of a finite overlap between different electronic groups. A general method of constructing these corrections in a form of a power series expansion with respect to overlap is suggested. It is illustrated on the ring model system.

1 Introduction

For a wide range of quantum-mechanical systems, the entire electronic system can conveniently be split into a set of electron groups (EG) such as core and valence electrons in molecules or crystals, electrons on atoms or ions in atomic or ionic solids, core and bond electrons in strongly covalent materials, etc. [1, 2, 3]. Similar partitioning ideas can also be applied to separate electrons in a cluster and environment regions to derive a particular embedding potential for the quantum cluster [3, 4, 5]. Provided that the partition scheme applied to the given system is physically (or chemically) appropriate, one can assume that electrons fixed to the given group spend most of their time at this group. Therefore, to a good approximation, the wavefunction of the whole system consisting of electronic groups I can be represented as an antisymmetrised product of wavefunctions $\Phi_I(X_I)$ of every individual group:

$$\Psi(X_1, \dots, X_M) = \hat{A} \prod_{I=1}^M \Phi_I(X_I) \quad (1)$$

where M is the total number of EG's. Here the I -th group is associated with N_I electrons which coordinates are collected into a set $X_I = (x_1, \dots, x_{N_I})$. Note that the single electron coordinates $x = (\mathbf{r}, \sigma)$ include the spin coordinate σ as well. The antisymmetrisation operator is defined via

$$\hat{A} = \frac{1}{N!} \sum_{P \in S_N} \epsilon_P \hat{P} \quad (2)$$

where the sum runs over all $N!$ permutations \hat{P} of the complete group of permutations S_N , the total number of electrons in the whole system being $N = N_1 + N_2 + \dots + N_M$ and the factor $\epsilon_P = \pm 1$ according to the parity of the permutation \hat{P} . It is assumed here that the group functions $\Phi_I(X_I)$ are already individually antisymmetric.

By applying expression (2) for the operator \hat{A} in Eq. (1), one obtains an expansion of the wavefunction via various functions-products. When used in calculating matrix elements $\langle \Psi | \hat{O} | \Psi \rangle$ of symmetrical (with respect to permutations of electronic coordinates) operators $\hat{O} \equiv \hat{O}(x_1, \dots, x_N)$ (e.g. an external field or electron-electron interaction), a corresponding expansion of matrix elements between various functions-products is obtained. Earlier attempts (see, e.g. [6, 7, 8, 9, 10, 11, 12]) to simplify the expansion and associate each term with a transparent diagram have been generalised in Refs. [13, 14] where the Arrow Diagram (AD) theory was developed. Firstly, by exploiting a double-coset decomposition of the group S_N , many terms in the expansion were found to be identical and the corresponding rules to number all distinct terms were worked out in a general case. Secondly, each distinct term in the expansion was given by a well-defined picture (arrow diagram) which allowed to construct simple rules to associate an analytical expression with any of the AD's. The theory was formulated in a very general way for arbitrary number of electron groups and explicit AD expansions were constructed for reduced density matrices (RDM) [1, 2] of orders one and two (RDM-1 and RDM-2). These enable one to calculate matrix elements of arbitrary symmetrical one- and two-particle operators and are thus sufficient in most cases relevant to quantum chemistry of molecules and solids (generalisation to higher order RDM's is cumbersome but straightforward).

In general, the success of this technique depends crucially on the value of the overlap between different group functions $\Phi_I(X_I)$ and thus their localisation in certain *regions* of space (also known as *structure elements* [3]). This is because greater localisation of the group functions results in better convergence of the AD expansion, i.e. smaller number of terms in the expansion are to be retained. That is why the choice of electronic groups and appropriate regions of their localisation [15, 16] is so important for this method to work.

Although the AD theory formulated in [13, 14] is applicable to any system consisting of arbitrary number of overlapping electron groups, one can not directly use it to describe an extended (in particular, infinite) system. Indeed, to calculate an observable

$$\overline{O} = \frac{\langle \Psi | \hat{O} | \Psi \rangle}{\langle \Psi | \Psi \rangle} \quad (3)$$

of the operator \hat{O} , in the case of an extended system one has to calculate the ratio of two AD expansions, one arising from the matrix element $\langle \Psi | \hat{O} | \Psi \rangle$ and another - from the normalisation integral $S = \langle \Psi | \Psi \rangle$. Both expansions contain very many terms; in fact, the number of terms is infinite in the case of an infinite system (e.g. a solid).

It was argued in [17] that the normalisation integral S tends to infinity with the number of electronic groups M . This assertion made it possible to prove the so-called linked AD theorem [17]. It states that the observable $\overline{O} = \langle \Psi | \hat{O} | \Psi \rangle_c$, i.e. it is equal to the AD expansion for the matrix element $\langle \Psi | \hat{O} | \Psi \rangle$ of the operator \hat{O} , in which only linked (connected) ADs are retained (subscript "c"), and the normalisation integral should be dropped altogether. This expression is very attractive as it allows one to consider a single AD expansion for arbitrary matrix elements of operators.

It is the main objective of this paper to show that the linked AD theorem is correct only approximately. When the overlap between different group functions becomes larger, corrections are to be introduced. We show this by first considering in detail a simple "toy" model of a 1D ring for which the exact analytical solution is possible. This allows us to investigate in detail the limiting behaviour of the AD expansion for this system when the number of groups in the ring tends to infinity. Then, we suggest a general method of calculating the mean values, Eq. (3), in a form of corrections to the linked AD theorem.

The paper is organised as follows. In the subsequent section we shall briefly review the AD theory and introduce the linked AD theorem for the normalisation integral and RDM-1. The consideration of higher order RDM's is analogous. In section 3, we consider in detail the toy model and obtain an exact expression for RDM-1 in the limit of an infinite ring size. This exact results will then be compared with that obtained using the linked

AD theorem. A systematic way of constructing corrections to the linked AD theorem is then suggested in section 4.

2 The Arrow Diagrams theory

First we consider a symmetric group S_{N_I} . Its elements permute electronic coordinates belonging only to the I -th group. Joining together all such groups we obtain a subgroup $S_0 = S_{N_1} \cup S_{N_2} \cup \dots \cup S_{N_M}$ of S_N . Any element of S_0 only interchanges electronic coordinates within the groups, i.e. performs only intra-group permutations. The algebraic foundation of the AD theory is based on the *double coset* (DC) decomposition of the complete symmetric group S_N with respect to S_0 , which enables to single out all inequivalent *intergroup* permutations \hat{P}_{qT} [13]:

$$S_N = \frac{1}{N_0} \sum_{qT} \mu_{qT} S_0 \hat{P}_{qT} S_0 \quad (4)$$

Here the sum runs over all distinct types, q , of operations for intergroup permutations as well as all distinct ways, T , of labelling actual groups (EG's) involved in it, and $N_0 = N_1!N_2!\dots N_M!$ is a numerical factor. \hat{P}_{qT} is a DC generator, which, involves only inter-group permutations and, in general, can be constructed as a product of some *primitive* cycles each involving no more than one electron from each group.

Each such a cycle is represented as a directed closed loop connecting all groups involved in it. Thus, in general, each permutation \hat{P}_{qT} can be drawn as an arrow diagram containing a collection of closed directed loops. These loops may pass through the given group several times (depending on the number of electrons of the group which are involved in the permutation \hat{P}_{qT}). If the groups involved in the diagram cannot be separated without destroying the directed loops, the AD is called *linked* or *connected*. If, however, this separation is possible then the diagram is called *non-linked* or *disconnected* and it can be represented as a collection of linked parts. The decomposition coefficients μ_{qT} can be calculated merely by counting arrows entering and leaving each group in the AD.

By writing the antisymmetriser \hat{A} of Eq. (2) using the DC generators, it is possible to obtain the diagram expansion of the normalisation integral [14]:

$$S = \langle \hat{A}\Phi | \hat{A}\Phi \rangle = \Lambda \sum_{qT} \epsilon_q \mu_{qT} \langle \Phi | \hat{P}_{qT} | \Phi \rangle \quad (5)$$

where $\Lambda = N_0/N!$ and $\Phi = \prod_I \Phi_I(X_I)$ is a product of all group functions. Eq. (5) gives an expansion of S in terms of diagrams identical to those for the permutation group S_N of Eq. (4). The matrix elements $\langle \Phi | \hat{P}_{qT} | \Phi \rangle$ are represented as a product of RDM's of electronic groups involved in the permutation \hat{P}_{qT} integrated over corresponding electronic coordinates. If each of the group functions Φ_I is given as a sum of Slater determinants with molecular orbitals expanded via some atomic orbitals (AO) basis set, then the matrix elements $\langle \Phi | \hat{P}_{qT} | \Phi \rangle$ are eventually expressed as a sum of products of simple overlap integrals between the AO's of different electronic groups (see, e.g. Ref. [17]). It is important to note here that a total contribution of a non-linked AD is exactly equal to the product of contributions associated with each of its linked parts [14].

For the following, it is convenient to sort out all the terms in the diagrammatic expansion by the number of groups involved in the AD's. Getting rid of the common factor Λ , we can write:

$$\tilde{S} = \frac{S}{\Lambda} = 1 + \sum_{K=2}^M \sum_{A_1 < \dots < A_K} S_K(A_1, A_2, \dots, A_K) \quad (6)$$

where $S_K(A_1, A_2, \dots, A_K)$ is the contribution of *all* AD's that correspond to intergroup permutations among K different groups with the particular labelling A_1, A_2, \dots, A_K . The unity in equation above corresponds to the trivial permutation.

For convenience, the expansion in Eq. (6) will be referred to as the normalisation-integral expansion. In principle, in this expansion all groups of the entire system participate. It is also found convenient to introduce a derivative object, $\tilde{S}(T)$, which is obtained from the above expansion by retaining all the AD's which are associated only with the groups from a finite manifold $T = \{A_1, \dots, A_K\}$ (i.e. containing groups with labels A_1, \dots, A_K). If T comprises the whole system, we arrive at \tilde{S} of Eq. (6). We shall also introduce a manifold $[T]$, i.e. an artificial system which is obtained by “removing” from the entire system all groups comprising the set T . Then, $\tilde{S}([T])$ (we shall also use a simpler notation $\tilde{S}[T]$ when convenient) is obtained from Eq. (6) by retaining only AD's in which any of the groups belonging to T is *not* present; in other words, $\tilde{S}([T])$ is obtained from \tilde{S} by assuming that in any of the AD's all the overlap integrals involving groups from the manifold T are equal to zero. Obviously, \tilde{S} can be considered as a particular case of $\tilde{S}[T]$ when the manifold T is empty. We shall occasionally also use the notation $\tilde{S}[A_1, \dots, A_K]$ for $\tilde{S}[T]$, where $T = \{A_1, \dots, A_K\}$, if we want to indicate explicitly which particular groups are excluded.

The *unnormalised* RDM-1 of the whole system,

$$\bar{\rho}(x; x') = N \int \Psi(x, x_2, \dots, x_N) \Psi^*(x', x_2, \dots, x_N) dx_2 \dots dx_N \quad (7)$$

can also be written as a matrix element of a certain symmetrical one-particle operator [1, 2, 14]. Therefore, as in the case of the normalisation integral, by inserting the AD expansion for the operator \hat{A} , one obtains the corresponding AD expansion for the RDM-1 [14]. It can be constructed by considering the AD expansion of S and then modifying each diagram by placing a small open circle, representing the variables (x, x') , in either of the three following ways: (i) on a group not involved in the diagram; (ii) on a group involved in the diagram, and, finally, (iii) on an arrow. Thus, each AD in the S expansion serves as a reference in building up the AD expansion for the RDM-1. Since the contribution of any diagram, consisting of non-linked parts, is equal to the product of contributions corresponding to each of the parts, it can be shown [17] that, in general, the AD expansion of the RDM-1 can be represented as

$$\tilde{\rho}(x; x') = \frac{\rho(x; x')}{\Lambda} = \sum_{K=1}^M \sum_{A_1 < \dots < A_K} \tilde{S}[A_1, \dots, A_K] \sum_t \rho_K^t(A_1, \dots, A_K \parallel x; x') \quad (8)$$

where $\rho_K^t(A_1, \dots, A_K \parallel x; x')$ is the sum of contributions of all AD's with an open circle which are constructed using the particular group labelling A_1, A_2, \dots, A_K . The sum over t takes account of the two positions of the open circle on the reference AD: on an arrow and on a group. Note that each AD with the open circle is necessarily a linked (connected) AD. One can see from the above equation that each AD with an open circle, constructed from groups $T = \{A_1, \dots, A_K\}$, is multiplied by the sum of all possible normalisation-integral AD's (i.e. AD's without the circle), $\tilde{S}[A_1, \dots, A_K] = \tilde{S}[T]$, constructed using the rest of the system $[T]$.

The RDM-1 introduced by Eq. (7) is not normalised to the total number of electrons in the system since the wavefunction Ψ constructed using group functions, Φ_I , is, in general, not normalised to unity: $S = \langle \Psi | \Psi \rangle \neq 1$. Therefore, the true RDM-1 should be calculated according to Eq. (3) as [17]:

$$\rho(x; x') = \frac{\bar{\rho}(x; x')}{\langle \Psi | \Psi \rangle} = \sum_{K=1}^M \sum_{A_1 < \dots < A_K} f_{[T]} \sum_t \rho_K^t(A_1, \dots, A_K \parallel x; x') \quad (9)$$

where

$$f_{[T]} = f_{[A_1, \dots, A_K]} = \frac{\tilde{S}[A_1, \dots, A_K]}{\tilde{S}} \quad (10)$$

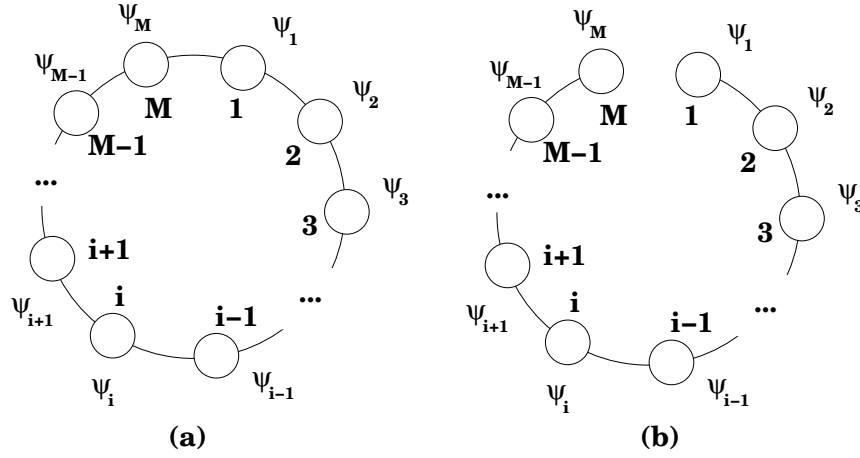


Figure 1: The 1D 'toy' model: (a) a HF ring consisting of equidistant one-electron orbitals $\psi_1, \psi_2, \dots, \psi_M$ and (b) the corresponding chain model in which there is no overlap between the first and the last orbitals in the ring.

are numerical pre-factors. These depend only on the chosen set of groups T . Since the normalisation integral \tilde{S} is represented via an AD expansion, Eq. (5), one can see that the pre-factors are given as a ratio of two AD expansions, each containing a very large (infinite) number of terms for a large (infinite) system. Thus, it follows from the last passage in Eq. (9), that the true RDM-1 is represented as a sum of all linked AD's with the open circle, $\rho_K^t(A_1, \dots, A_K \parallel x; x')$, multiplied by numerical pre-factors, $f_{[A_1, \dots, A_K]}$. The calculation of the pre-factors poses the main problem in applying the AD theory to infinite or even large system (for small systems all AD's can be accounted for explicitly and thus ρ can easily be calculated, at least in principle).

It was argued in [17] that in the limit of an infinite system the pre-factors $f_{[T]}$ tend exactly to unity for any choice of the groups $T = \{A_1, \dots, A_K\}$. As a result, it was argued that the true RDM-1 can be represented as a single AD expansion containing only AD's with the open circle which, as was mentioned earlier, are all linked AD's. The main argument put forward to prove this so-called 'linked-AD theorem' was that any $\tilde{S}[A_1, \dots, A_K]$ (and, in particular, \tilde{S}) tends to infinity when the number of electronic groups M tends to infinity.

The main objective of this paper is to show that the situation is more subtle. Although the argument about the limiting behaviour of $\tilde{S}[T]$ put forward in [17] may seem quite plausible, in some cases, as will be shown in the next section by considering an exactly solvable 'toy' model, $\tilde{S}[T]$ may have a zero limit. The main reason for this is that contributions of different AD's in the expansion have alternating signs, the point overlooked previously. As a result, the pre-factors $f_{[T]}$ do not necessarily tend to unity, but may take a different value depending on the given system.

3 1D toy model: a Hartree-Fock ring

Let us consider a ring of M equally spaced one-electron groups as shown in Fig. 1 (a). Each group is described by a single real s -type normalised wavefunction $\psi_i(x)$ ($i = 1, 2, \dots, M$) localised around the group centre. All groups are identical, i.e. every localised function $\psi_i(x)$ can be obtained by a corresponding translation of the neighbouring function. Note that $N = M$ for this model and the ring wavefunction of Eq. (1) represents essentially a single Slater determinant $\Psi \propto \det \{\psi_1(x_1) \dots \psi_M(x_M)\}$. Hence, this theory should be equivalent to the Hartree-Fock (HF) method.

We assume that only neighbouring functions overlap. Due to the symmetry of the model, only one parameter,

namely the overlap integral $\sigma = \int \psi_i(x)\psi_{i+1}(x)dx$ between any neighbouring groups, is required to characterise the system; the actual spatial form of $\psi_i(x)$ is not actually needed.

We shall show that the RDM-1 of this system can be calculated analytically for any M . Most remarkably, it will be shown that the $M \rightarrow \infty$ limit is also analytically attainable. Using this result, we will analyse the linked-AD theorem. We shall find that some corrections are required.

Two independent methods will be used to consider the toy model.

3.1 Finite ring: method based on the inverse of the overlap matrix

It is first instructive to perform the calculation using a method which is completely independent of the AD theory. This is indeed possible since an expression for the RDM-1 of any HF system can be written explicitly via orbitals and their overlap matrix [1]. Taking into account that only overlap between nearest neighbours exists, we obtain for the ring electron density (the diagonal elements of the RDM-1):

$$\begin{aligned}\rho(x) &= \sum_{i,j=1}^N \psi_i(x)(\mathbf{S}^{-1})_{ij}\psi_j(x) \\ &= \sum_{i=1}^N [\psi_i(x)(\mathbf{S}^{-1})_{ii}\psi_i(x) + 2\psi_i(x)(\mathbf{S}^{-1})_{i,i+1}\psi_{i+1}(x)]\end{aligned}\quad (11)$$

Here \mathbf{S}^{-1} is the inverse of the overlap matrix

$$\mathbf{S} = \begin{bmatrix} 1 & \sigma & & & & \sigma \\ \sigma & 1 & \sigma & & & \\ & \ddots & \ddots & \ddots & & \\ & & \ddots & \ddots & \ddots & \\ & & & \ddots & \ddots & \ddots \\ & & & & \sigma & 1 & \sigma \\ \sigma & & & & & \sigma & 1 \end{bmatrix}_{N \times N} \quad (12)$$

between the ring orbitals. Note that all the omitted elements in the above expression are zeros. This convention is adopted hereafter. Then, the normalisation integral:

$$G_N^{Ring} = \det \mathbf{S} \quad (13)$$

is simply given by the determinant of the matrix \mathbf{S} of Eq. (12). To avoid a possible confusion with the overlap matrix, we use for the normalisation integral a different notation here, G_N^{Ring} .

For the convenience of the following calculation, we also introduce a similar *chain* system shown in Fig. 1 (b) in which the overlap between the groups 1 and M is equal to zero. The normalisation integral for the chain is

$$G_N^{Chain} = \begin{vmatrix} 1 & \sigma & & & & \\ \sigma & 1 & \sigma & & & \\ & \ddots & \ddots & \ddots & & \\ & & \ddots & \ddots & \ddots & \\ & & & \ddots & \ddots & \ddots \\ & & & & \sigma & 1 & \sigma \\ & & & & & \sigma & 1 \end{vmatrix}_{N \times N} \quad (14)$$

Owing to the symmetry of the above introduced determinants, it is possible to derive the following recurrence relations:

$$G_N^{Ring} = G_{N-1}^{Chain} - 2\sigma^2 G_{N-2}^{Chain} + 2(-1)^{N+1} \sigma^N \quad (15)$$

$$G_N^{Chain} = G_{N-1}^{Chain} - \sigma^2 G_{N-2}^{Chain} \quad (16)$$

The first one is obtained by opening the determinant of the matrix (12) along its first row (or column), while the second relation is obtained in the same way from Eq. (14). Combined with the obvious 'initial' expressions $G_1^{Ring} = G_1^{Chain} = 1$ and $G_2^{Chain} = 1 - \sigma^2$, the above relations allow one to calculate the G_N^{Chain} and G_N^{Ring} for any value of N . For instance, we obtain,

$$G_6^{Ring} = 1 - 6\sigma^2 + 9\sigma^4 - 4\sigma^6 \quad (17)$$

$$G_7^{Ring} = 1 - 7\sigma^2 + 14\sigma^4 - 7\sigma^6 + 2\sigma^7 \quad (18)$$

$$G_6^{Chain} = 1 - 5\sigma^2 + 6\sigma^4 - \sigma^6 \quad (19)$$

$$G_7^{Chain} = 1 - 6\sigma^2 + 10\sigma^4 - 4\sigma^6 \quad (20)$$

Note the alternating sign in every next term in the expressions above. Also, in agreement with [17], one can see that numerical pre-factors in each term grow with increase of N .

It is now straightforward to investigate the limiting behaviour of these quantities when the number of groups tends to infinity (the $N \rightarrow \infty$ limit). We find, using a simple numerical calculation, that both of them tend to *zero* with increase of N for *any* value of $\sigma < 0.5$ (it will be clear later on that the limit does not exist for $\sigma \geq 0.5$). Since both G_N^{Chain} and G_N^{Ring} correspond to the normalisation integrals for the two systems, one can see that this limiting behaviour is quite different from what should have been expected from the analysis performed in Ref. [17]. This is explained by the fact that both $\lim_{N \rightarrow \infty} G_N^{Ring}$ and $\lim_{N \rightarrow \infty} G_N^{Chain}$ are given by infinite series with alternating terms. The limiting behaviour of each of the series is not straightforward in spite of the fact that the pre-factors to *each* term $\sigma^n (n = 2, 3, \dots)$ tend to infinity when $N \rightarrow \infty$.

In order to calculate the RDM-1 (11), one also need the corresponding elements of the inverse of the overlap matrix. Using the explicit structure of the matrix \mathbf{S} given in Eq. (12), one obtains:

$$(\mathbf{S}^{-1})_{i,i} = \frac{C_{i,i}}{\det \mathbf{S}} = \frac{G_{N-1}^{Chain}}{G_N^{Ring}} \quad (21)$$

$$(\mathbf{S}^{-1})_{i,i+1} = (\mathbf{S}^{-1})_{i+1,i} = \frac{C_{i,i+1}}{\det \mathbf{S}} = \frac{-\sigma G_{N-2}^{Chain} + (-1)^{N+1} \sigma^{N-1}}{G_N^{Ring}} \quad (22)$$

where $C_{i,i}$ and $C_{i,i+1}$ are cofactors of $S_{i,i}$ and $S_{i+1,i}$ respectively.

Using Eqs. (21) and (22), we obtain for the electron density (11):

$$\begin{aligned} \rho(x) = & \left(\frac{G_{N-1}^{Chain}}{G_N^{Ring}} \right) \sum_{i=1}^N \psi_i^2(x) \\ & - 2\sigma \left(\frac{G_{N-2}^{Chain}}{G_N^{Ring}} \right) \sum_{i=1}^N \psi_i(x) \psi_{i+1}(x) - \frac{2}{\sigma} \left(\frac{(-\sigma)^N}{G_N^{Ring}} \right) \sum_{i=1}^N \psi_i(x) \psi_{i+1}(x) \end{aligned} \quad (23)$$

The above expression allows one to calculate the electron density of the ring with arbitrary number of groups. The $N \rightarrow \infty$ limit will be considered separately in section 3.3.

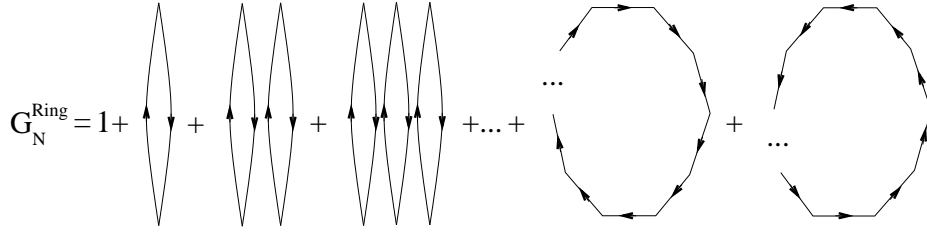


Figure 2: The AD expansion for the ring normalisation integral, \tilde{S} . The ring consists of a finite number N of one-electron groups.

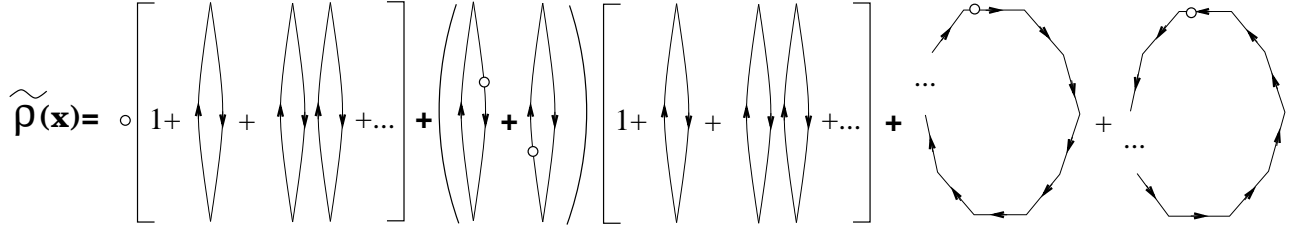


Figure 3: The AD expansion for the diagonal elements of the ring RDM-1, $\tilde{\rho}(x) \equiv \tilde{\rho}(x; x)$, Eq. (8).

3.2 Finite ring: method based on the AD theory

We shall show in this section that the same expressions as derived in the previous subsection can also be obtained using a much simpler algebra of the AD theory.

To this end, we first consider the normalisation integral $\tilde{S} \equiv G_N^{Ring}$ of the ring. Since all groups contain a single electron and only nearest groups have non-zero overlap, the AD expansion contains essentially only bubble-like AD's between two adjacent groups (including all non-linked AD's constructed out of them) and two AD's connecting *all* groups (a N -vertex polygon) with opposite direction of arrows, as depicted in Fig. 2. An AD expansion for the G_N^{Chain} looks similarly. There are two differences: (i) bubble AD's containing the groups 1 and N are missing, and (ii) it does not contain the two polygon diagrams. Recall that there is no "connection" between the groups 1 and N in the chain.

An AD expansion for the electron density can also be written explicitly as shown in Fig. 3. It contains three terms. The first term is associated with an open circle AD, associated with, say, group i , multiplied by all bubble AD's (shown in the square brackets) which are constructed out of the rest $N-1$ groups $1, \dots, i-1, i+1, \dots, N$. The contribution of the open circle $\rho_i^{(o)}(x) = \psi_i^2(x)$, while the bubble AD's in the square brackets all amount to G_{N-1}^{Chain} (and are the same for each i), since they represent all AD's for a chain with $N-1$ groups. Finally, one has to sum over all values of i (all positions of the open circle). Hence, the first term contributes $G_{N-1}^{Chain} \sum_{i=1}^N \rho_i^{(o)}(x)$ to the density $\tilde{\rho}(x)$.

The second term in Fig. 3 contains two bubble diagrams with an open circle on both of its arrows, multiplied by all possible bubble AD's constructed out of the rest $N-2$ groups. Assuming that the bubble AD is taken between the groups i and $i+1$, we obtain the contribution $\rho_{i,i+1}^{(bubble)}(x) = -\sigma\psi_i(x)\psi_{i+1}(x)$ for it. Since the contribution of all groups $1, \dots, i-1, i+2, \dots, N$ in the square brackets in the second term is equal to G_{N-2}^{Chain} (which is the same for any pair $i, i+1$), the final contribution of the second term in Fig. 3 becomes $2G_{N-2}^{Chain} \sum_{i=1}^N \rho_{i,i+1}^{(bubble)}(x)$, where we have also summed over all pairs, i.e. all possible positions of the open circle on the bubble AD's (recall, that the bubble AD's can be taken only between nearest neighbours in our model).

Finally, the last two terms in Fig. 3 are represented by polygons with an open circle. Each such a diagram contributes $\rho_{i,i+1}^{(poly)} = (-\sigma)^{N-1} \psi_i(x) \psi_{i+1}(x)$ if the open circle is positioned on the arrow connecting groups i and $i+1$. The total contribution of the polygons is obtained by summing over all possible positions of the circle and multiplying by a factor of two since each AD accepts two directions of the arrows.

Summing all three contributions, we arrive at the following expression for the unnormalised electron density:

$$\tilde{\rho}(x) = G_{N-1}^{Chain} \sum_{i=1}^N \rho_i^{(\circ)}(x) + 2G_{N-2}^{Chain} \sum_{i=1}^N \rho_{i,i+1}^{(bubble)}(x) + 2 \sum_{i=1}^N \rho_{i,i+1}^{(poly)}(x) \quad (24)$$

Dividing this expression by G_N^{Ring} , one obtains the normalised electron density $\rho(x)$, which, as can easily be seen, appears to be identical to that of Eq. (23) obtained in the previous section using Slater determinants.

To finish the proof of the equivalence of the two methods, we only need to re-derive the recurrence relations (15) and (16) using exclusively the AD theory.

Consider first the expansion for G_N^{Chain} which contains only zero, one, two, etc. bubble diagrams (see the bubble-containing terms in Fig. 2). Recall that the chain is broken between groups 1 and N . Let us “fix” group 1. Then, G_N^{Chain} can be written as the sum of two contributions: (i) due to all diagrams involving group 1 and (ii) due to the rest of them which do not involve it. The first contribution is simply a single bubble AD between groups 1 and 2, equal to $-\sigma^2$, times all the bubble AD’s made of all the other groups, i.e. the whole contribution is $(-\sigma^2) G_{N-2}^{Chain}$. The contribution of all AD’s which do not involve group 1 is simply equal to G_{N-1}^{Chain} . One can immediately recognise the recurrence relation (16).

Eq. (15) is proven in a similar way. Again, we first “fix” group 1. Then, the sum of all AD’s shown in Fig. 2 is equal to the sum of three contributions: (i) G_{N-1}^{Chain} due to all AD’s which do not involve group 1; (ii) all the bubble AD’s involving it, given by $2(-\sigma^2) G_{N-2}^{Chain}$ analogously to the case of the chain discussed above (the factor of two arises due to the fact that one can construct two bubble AD’s with group 1, namely those involving group pairs 1, N and 1, 2); (iii) the contribution $-2(-\sigma)^N$ of the two polygon AD’s. Summing all three terms, one arrives exactly at Eq. (15), as required.

3.3 Infinite ring

Our task now is to calculate the pre-factors (in the round brackets) in the expression for the density of Eq. (23). To do this, it was found convenient to introduce the following quantity:

$$P_N = \sigma^2 \left(\frac{G_{N-1}^{Chain}}{G_N^{Chain}} \right) \quad (25)$$

Using explicit expressions for the G_2^{Chain} and G_1^{Chain} , we get $P_2 = \sigma^2 / (1 - \sigma^2)$. Using the recurrence relation (16) for G_N^{Chain} , a very simple recurrence relation for P_N can also be derived:

$$P_N = \frac{\sigma^2}{1 - P_{N-1}} \quad (26)$$

The introduced quantity is very useful in two respects. Firstly, the first two pre-factors in Eq. (23) can be directly expressed via it:

$$\frac{G_{N-1}^{Chain}}{G_N^{Ring}} = \frac{1}{1 - 2P_{N-1} + 2\sigma\chi_{N-1}} \quad (27)$$

$$\frac{G_{N-2}^{Chain}}{G_N^{Ring}} = \frac{\sigma^{-2} P_{N-1}}{1 - 2P_{N-1} + 2\sigma\chi_{N-1}} \quad (28)$$

where

$$\chi_N = \frac{(-\sigma)^N}{G_N^{Chain}} \quad (29)$$

Secondly, it has a finite $N \rightarrow \infty$ limit. Indeed, assuming that such a limit exists, we obtain from Eq. (26) a simple quadratic equation $P_\infty(1 - P_\infty) = \sigma^2$, where $P_\infty = \lim_{N \rightarrow \infty} P_N$. The roots of this equation are $\frac{1}{2}(1 \pm \sqrt{1 - 4\sigma^2})$. To choose the correct sign, we consider the case of $\sigma = 0$, when $G_N^{Chain} = 1$ for any N , and thus $P_N = 0$. Only the root with the minus sign,

$$P_\infty = \frac{1 - \sqrt{1 - 4\sigma^2}}{2} \quad (30)$$

satisfies this condition. It also appears that a definite real limit exists only for $\sigma < \frac{1}{2}$ which corresponds to a not very large overlap. This restriction is a consequence of the nearest-neighbour approximation adopted in our toy model. Note in passing that $P_N > 0$ for any N .

Finally, to finish the calculation, we have to consider the limiting behaviour of the ratios χ_N and

$$\xi_N = \frac{(-\sigma)^N}{G_N^{Ring}} = \frac{-\sigma\chi_{N-1}}{1 - 2P_{N-1} + 2\sigma\chi_{N-1}} \quad (31)$$

which enter Eqs. (27), (28) and (23), respectively. To calculate the $\lim_{N \rightarrow \infty} \chi_N$, we use the definition (25) of P_N to write:

$$G_{N-1}^{Chain} = \frac{(\sigma^2)^{N-3}}{P_{N-1}P_{N-2} \cdots P_3} \cdot G_2^{Chain} > \left(\frac{\sigma^2}{P_\infty}\right)^{N-3} \cdot G_2^{Chain}$$

since $P_N < P_\infty$ for any finite value of N and any $0 \leq \sigma < \frac{1}{2}$. Since $G_2^{Chain} = 1 - \sigma^2 > 0$ and any of the quantities P_K are positive, one can write

$$0 < \frac{\sigma^N}{G_{N-1}^{Chain}} < \frac{\sigma^3}{G_2^{Chain}} \cdot \left(\frac{P_\infty}{\sigma}\right)^{N-3}$$

Because $\frac{P_\infty}{\sigma} < 1$ for any $0 \leq \sigma < \frac{1}{2}$, we obtain $\lim_{N \rightarrow \infty} \left(\frac{P_\infty}{\sigma}\right)^{N-3} = 0$ and then

$$\lim_{N \rightarrow \infty} \left(\frac{\sigma^N}{G_{N-1}^{Chain}}\right) = 0 \quad (32)$$

Hence, χ_N of Eq. (29) has a zero limit and disappears in the ratios (27) and (28). Consequently, $\xi_N \rightarrow 0$ too (see Eq. (31)), so that the third term in the right hand side of Eq. (23) also does not contribute when the limit of an infinite ring is taken.

Finally, combining all contributions, we obtain the following *exact* result for the infinite ring:

$$\rho(x) = \sum_{i=1}^N f_{[i]} \rho_i^{(o)}(x) + 2 \sum_{i=1}^N f_{[i,i+1]} \rho_{i,i+1}^{(bubble)}(x) \quad (33)$$

where the corresponding expressions for the two pre-factors are:

$$f_{[i]} = \frac{1}{\sqrt{1 - 4\sigma^2}} \quad (34)$$

$$f_{[i,i+1]} = \frac{1}{2\sigma^2} \left(\frac{1}{\sqrt{1 - 4\sigma^2}} - 1 \right) \quad (35)$$

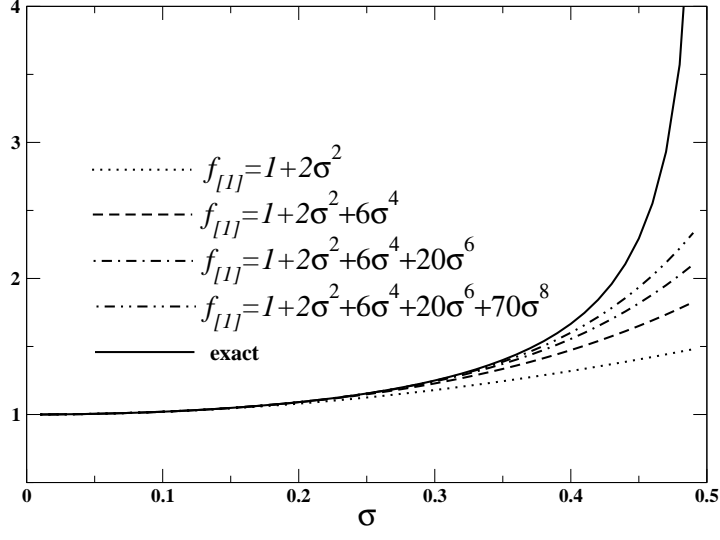


Figure 4: Comparison of the exact expression for the pre-factor $f_{[1]}(\sigma)$, Eq. (34), with its series expansion, Eq. (41).

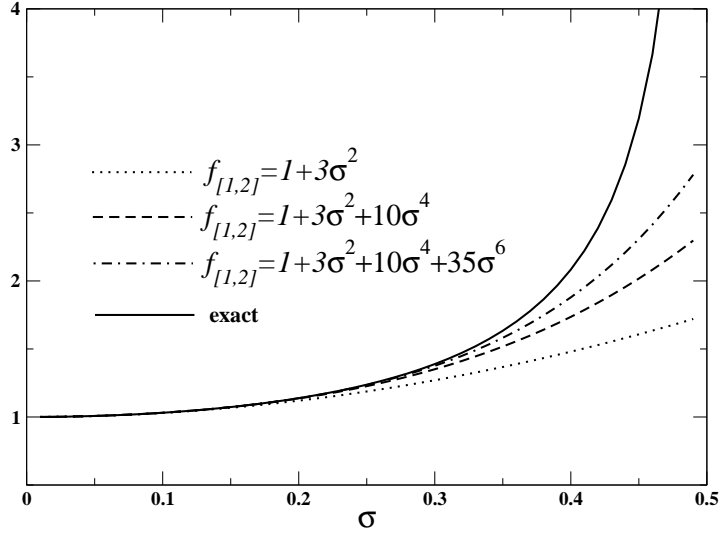


Figure 5: Comparison of the exact expression for the pre-factor $f_{[1,2]}(\sigma)$, Eq. (35), with its series expansion, Eq. (42).

The above obtained expression for the normalised density can be compared directly with the general formula (9). According to the linked-AD theorem [17], both pre-factors are equal to unity for any σ . We see, however, that is not the case in general. The actual pre-factors $f_{[i]}$ and $f_{[i,i+1]}$ are plotted in Figs. 4 and 5, respectively, for the whole range of the overlap integral σ by solid lines.

One can clearly see that for $0 \leq \sigma \leq 0.3$, i.e. for the small and intermediate overlap, both pre-factors are approximately equal to unity, which is the value predicted by the linked-AD theorem. However, when the overlap between neighbouring group functions is larger, $0.3 < \sigma < 0.5$, both pre-factors shoot up to infinity. Note that the singularity at $\sigma = 0.5$ is somewhat artificial and is removed if the nearest-neighbour approximation for the overlap is lifted.

Thus, we conclude, that the linked-AD theorem works well in the region of not very large overlap, i.e. when the group functions are sufficiently localised. If the overlap is large, then corrections to the linked-AD theorem are necessary. A general method for building up such corrections will be suggested in the next section.

4 Corrections to the linked-AD theorem

The idea of the method to be proposed in this section is based on the power series expansion for the pre-factors. In order to illustrate the general method, it is instructive to consider first a simple example of the familiar 1D toy model.

4.1 Series expansion for the 1D toy model

Let us consider the 1D toy model (an infinite ring) for which the exact solution is known. Fix group 1. Then, the normalisation integral for the whole ring, \tilde{S} , can be constructed as a sum of three terms: (i) all AD's of the rest of the system, $\tilde{S}[1]$, where $T = [1]$ corresponds to the ring with group 1 “removed”, i.e. this group does not have any overlap with its neighbours; (ii) a bubble AD between groups 1 and 2 (contributing $-\sigma^2$) multiplied by all possible bubble AD's due to all other groups, $\tilde{S}[1,2]$ (as usual, $[1,2]$ denotes the system in which groups 1 and 2 are removed), and similarly (iii) a bubble AD between group 1 and the last group in the ring (the other neighbour of group 1) times all the bubble AD's of the rest of the system. The last two contributions are identical. Note that we do not consider the polygon here as we know (section 3.3) that in the limit of an infinite system its contribution vanishes. Thus, one can write: $\tilde{S} = \tilde{S}[1] - 2\sigma^2\tilde{S}[1,2]$. Dividing both sides of this equation by \tilde{S} , we obtain an equation connecting pre-factors:

$$1 = f_{[1]} - 2\sigma^2 f_{[1,2]} \quad (36)$$

Repeating the above procedure for the system $[1]$ and fixing group 2, we similarly obtain: $\tilde{S}[1] = \tilde{S}[1,2] - \sigma^2\tilde{S}[1,2,3]$, where $[1,2,3]$ denotes a system in which groups 1, 2 and 3 are removed. In fact, the above equation also follows from the recurrence relation (16). Dividing the last equation by \tilde{S} , we obtain another relationship between pre-factors:

$$f_{[1]} = f_{[1,2]} - \sigma^2 f_{[1,2,3]} \quad (37)$$

Continuing this procedure, one can write an infinite series of relationships in which every time a new pre-factor appears, for instance:

$$f_{[1,2]} = f_{[1,2,3]} - \sigma^2 f_{[1,2,3,4]} \quad (38)$$

$$f_{[1,2,3]} = f_{[1,2,3,4]} - \sigma^2 f_{[1,2,3,4,5]} \quad (39)$$

Next, we assume that the pre-factors are well-defined functions of the overlap, σ . Hence, they all can be expanded in a power series:

$$f_{[T]} = 1 + \sum_{n=1}^{\infty} a_n^{[T]} \sigma^n \quad (40)$$

where T is either 1 or 1, 2 or 1, 2, 3 and so on. Note that the expansion starts from the unity for any $[T]$ since $f_{[T]} = 1$ for zero overlap ($\sigma = 0$). Substituting these expansions into Eqs. (36)-(39), one can recursively recover the expansion coefficients up to a certain order by comparing terms of the same power of σ . Indeed, it follows from Eq. (36) that $a_1^{[1]} = 0$, $a_2^{[1]} = 2$ and $a_n^{[1]} = 2a_{n-2}^{[1,2]}$ for any $n \geq 3$. From Eq. (37) we get: $a_1^{[1,2]} = a_1^{[1]} = 0$, $a_2^{[1,2]} = a_2^{[1]} + 1 = 3$ and $a_n^{[1]} - a_n^{[1,2]} + a_{n-2}^{[1,2,3]} = 0$ for any $n \geq 3$. Similarly, we obtain from Eq. (38) that: $a_1^{[1,2,3]} = a_1^{[1,2]} = 0$, $a_2^{[1,2,3]} = a_2^{[1,2]} + 1 = 4$ and $a_n^{[1,2]} - a_n^{[1,2,3]} + a_{n-2}^{[1,2,3,4]} = 0$ for $n \geq 3$. Combining the above recursive relationships, new coefficients can be obtained, e.g. $a_3^{[1,2]} = 0$, $a_4^{[1,2]} = 10$, $a_3^{[1]} = 0$, $a_4^{[1]} = 6$, $a_5^{[1]} = 0$, $a_6^{[1]} = 20$. Using Eq. (39) enables calculation of more coefficients. This way we obtain the first several terms in the expansion of the two pre-factors that are required for the 1D toy model:

$$f_{[1]} = 1 + 2\sigma^2 + 6\sigma^4 + 20\sigma^6 + 70\sigma^8 + \dots \quad (41)$$

$$f_{[1,2]} = 1 + 3\sigma^2 + 10\sigma^4 + 35\sigma^6 + \dots \quad (42)$$

It can easily be seen by expanding in a power series the exact expressions (34) and (35) for the pre-factors, that the above expansions are indeed correct. To obtain more terms in the expansion by using this method, one has to consider higher order pre-factors. The expansions for $f_{[1]}$ and $f_{[1,2]}$ obtained above are compared with the exact expressions of Eqs. (34) and (35), respectively, in Figs. 4 and 5. One can see that in both cases reasonable approximations to the exact values of the pre-factors are obtained using the power series expansion in the cases of small and intermediate overlap. It is also apparent that one has to go to higher orders in the expansions when the overlap is much larger. In particular, the power series expansions do not show sharp increase of the pre-factors closer to the critical overlap $\sigma = \frac{1}{2}$.

4.2 General method

The idea of the series expansion method of the previous subsection can actually be generalised for an arbitrary system containing groups with any numbers of electrons, i.e. for the most general wavefunction of Eq. (1). Indeed, what is needed is a way to connect the pre-factor $f_{[T]} = \tilde{S}[T]/\tilde{S}$ associated with some set $T = \{A_1, A_2, \dots, A_K\}$ of groups (not necessarily nearest neighbours) with the pre-factor $f_{[T']} = \tilde{S}[T']/\tilde{S}$ associated with a *smaller* set $[T'] = [T \cup \Delta T] = [T + \Delta T]$. The set T' contains L additional groups forming a set $\Delta T = \{B_1, B_2, \dots, B_L\}$, see an illustration in Fig. 6.

The corresponding relationship between the two pre-factors can be obtained as follows. Consider the sum of all possible AD's which make up the entire normalisation integral $\tilde{S}[T]$ for the subsystem $[T]$. From all of them we separate out those which are related to the set $[T + \Delta T]$:

$$\tilde{S}[T] = \tilde{S}(\Delta T)\tilde{S}[T + \Delta T] + \sum_{T_1 \subset \Delta T} \sum_{T_2 \subset [T + \Delta T]} \tilde{D}(T_1 T_2) \tilde{S}(\Delta T - T_1) \tilde{S}[T + \Delta T + T_2] \quad (43)$$

The first term in the right hand side contains all the AD's that can be constructed out of the groups of the set ΔT , given by $\tilde{S}(\Delta T)$. These should be multiplied by all AD's constructed out of the rest of the groups, i.e. by all groups from the manifold $[T + \Delta T]$. The second term contains all the AD's which are formed by the groups belonging to *both* sets ΔT and $[T + \Delta T]$. Indeed, the double sum picks up subsets T_1 and T_2 from the manifolds of groups ΔT and $[T + \Delta T]$, respectively. The sum of all possible AD's constructed using *every* group from T_1 and T_2 is denoted $\tilde{D}(T_1 T_2)$. Note that AD's in $\tilde{D}(T_1 T_2)$ may contain non-linked diagrams as well; however, in this case *each* of non-linked AD's must contain *all* groups from T_1 and T_2 . Every AD in $\tilde{D}(T_1 T_2)$ is multiplied by all possible AD's formed out of the rest of groups of the two sets: $\tilde{S}(\Delta T - T_1)$ corresponds to the AD's made of all groups in the set $\Delta T - T_1$ (created by removing groups belonging to T_1 from the set ΔT), whereas $\tilde{S}[T + \Delta T + T_2]$ is obtained by all AD's left after "removing" the set T_2 from the set $[T + \Delta T]$. Eq. (43) is schematically illustrated in Fig. 7.

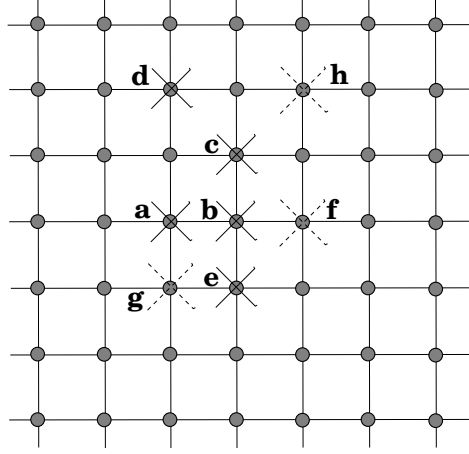


Figure 6: A schematic of an infinite 2D lattice of electronic groups. The solid crosses indicate the “removed” groups that comprise the set $T = \{a, b, c, d, e\}$, whereas dashed crosses indicate additional groups to be “removed” which form a set $\Delta T = \{f, g, h\}$.

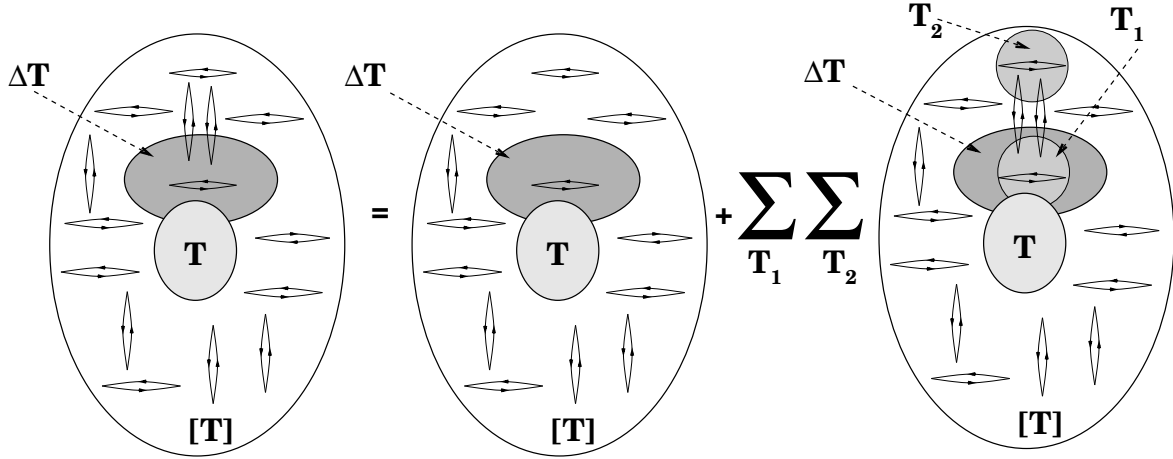


Figure 7: Schematic illustrating Eq. (43): all AD’s corresponding to the manifold $[T]$ of electronic groups can be represented as a sum of contributions based on choosing an arbitrary sub-manifold of groups $\Delta T \subset [T]$.

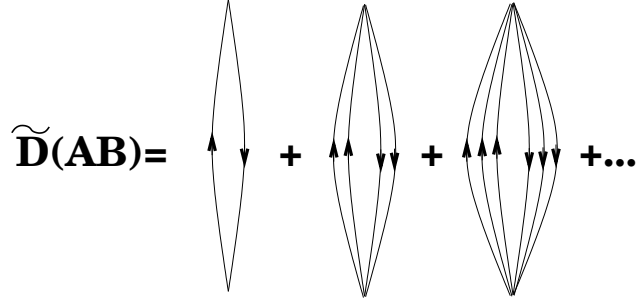


Figure 8: AD's representation of $\tilde{D}(AB)$ of Eq. (46).

Dividing each term in Eq. (43) by \tilde{S} , we obtain a recurrence relation for the pre-factors sought for:

$$f_{[T]} = \tilde{S}(\Delta T)f_{[T+\Delta T]} + \sum_{T_1 \subset \Delta T} \sum_{T_2 \subset [T+\Delta T]} \tilde{D}(T_1 T_2) \tilde{S}(\Delta T - T_1) f_{[T+\Delta T+T_2]} \quad (44)$$

It is seen that $f_{[T]}$ is represented as a linear combination of pre-factors corresponding to *smaller* systems: if \aleph_T is the number of groups in the manifold T , then we can write that $\aleph_{[T]} > \aleph_{[T+\Delta T]} > \aleph_{[T+\Delta T+T_2]}$. Eq. (44) is a generalisation of any of the Eqs. (36) - (39) written above for the toy model.

Equations like the one written above allow one to obtain the necessary series expansion in the general case. To this end, we attach to every diagram a factor σ^n with the power n being the order of the AD, i.e. the number of arrows it contains. The expansion we obtain will be with respect to σ that will be set to unity at the end of the calculation. Note that this method does not take into account an additional factor, which is relevant in the actual calculation, that the contributions of the AD's also depend on the distances between different groups. In the method we propose an expansion with respect to overlap integrals will be obtained.

To illustrate how the method works, we shall obtain a few first terms in the expansion for $f_{[A]}$, $f_{[A,B]}$ and $f_{[A,B,C]}$. Noting that $\tilde{S}(A) = 1$, we start, similarly to section 4.1, with $T = \emptyset$ (empty) and $\Delta T = A$ in Eq. (44):

$$1 = f_{[A]} + \sum_{B \in [A]} \tilde{D}(AB) f_{[A,B]} + \sum_{\{B,C\} \in [A]} \tilde{D}(ABC) f_{[A,B,C]} + \sum_{\{B,C,D\} \in [A]} \tilde{D}(ABCD) f_{[A,B,C,D]} + \dots \quad (45)$$

where the curly brackets under the summation sign indicate that we sum over all *sets* of the groups containing two, three, etc, groups in them irrespective of their order in the sets; further,

$$\tilde{D}(AB) = D_2(A, B)\sigma^2 + D_4(A, B)\sigma^4 + \dots \quad (46)$$

$$\tilde{D}(ABC) = D_3(A, B, C)\sigma^3 + D_4(A, B, C)\sigma^4 + D_5(A, B, C)\sigma^5 + \dots \quad (47)$$

contain all AD's composed of groups $\{A, B\}$ and $\{A, B, C\}$, respectively. For convenience, contributions of different orders with respect to σ have been presented separately by the quantities like $D_n(T)$. In particular, $\tilde{D}(AB)$ contains a sum of bubble AD's which only have even number of arrows as shown in Fig. 8. The expansion is finite: it runs until the number of electrons in either of the groups is completely used up. For instance, if a group A contains only two electrons, there will only be the first two terms in the expansion. Similarly, $\tilde{D}(ABC)$ contains a finite sum of all AD's made out of groups $\{A, B, C\}$ as shown in Fig. 9 (note that both directions of arrows, where appropriate, are assumed in this expansion). The expansion starts from the AD containing 3 arrows, the next term contains 4 arrows, then follows the term with 5 arrows, etc. For small values of n there might be only few AD's contained in the given $D_n(T)$; however, the number of the AD's

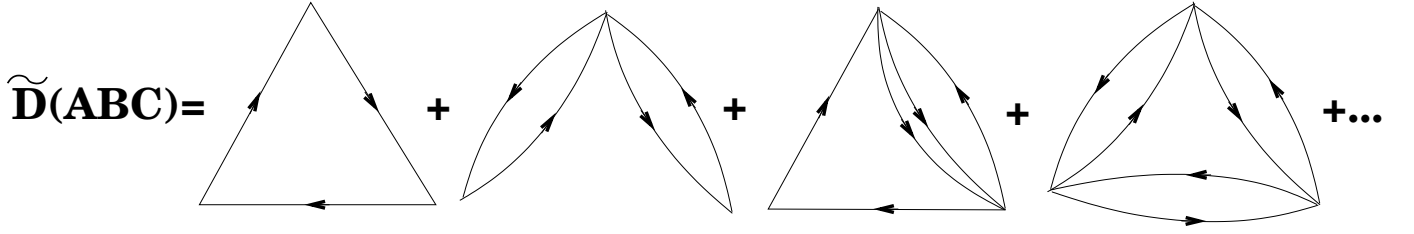


Figure 9: AD's representation of $\tilde{D}(ABC)$ of Eq. (47).

may grow quickly as the order n becomes larger. The only exception is $\tilde{D}(AB)$ in which case in any order n (that is always even) there is exactly one AD in $D_n(T)$.

Following the same logic, consider Eq. (44) for $T = A$ and $\Delta T = B$. This gives:

$$f_{[A]} = f_{[A,B]} + \sum_{C \in [A,B]} \tilde{D}(BC) f_{[A,B,C]} + \sum_{\{C,D\} \in [A,B]} \tilde{D}(BCD) f_{[A,B,C,D]} + \dots \quad (48)$$

If $T = \{A, B\}$ and $\Delta T = C$, then we also have:

$$f_{[A,B]} = f_{[A,B,C]} + \sum_{D \in [A,B,C]} \tilde{D}(CD) f_{[A,B,C,D]} + \sum_{\{D,E\} \in [A,B,C]} \tilde{D}(CDE) f_{[A,B,C,D,E]} + \dots \quad (49)$$

This process can be continued: at every next step one chooses the set $T + \Delta T$ of the previous step as the set T , and one group from the new $[T]$ is chosen as the set ΔT .

Expanding all the pre-factors in terms of σ (see Eq. (40)) and comparing terms with the same powers of σ , we obtain after setting $\sigma = 1$:

$$\begin{aligned} f_{[A]} &= 1 - \sum_{B \in [A]} D_2(A, B) - \sum_{\{B,C\} \in [A]} D_3(A, B, C) + \sum_{B \in [A]} [D_2(A, B)]^2 \\ &+ 2 \sum_{\{B,C\} \in [A]} D_2(A, B) [D_2(A, C) + D_2(B, C)] - \sum_{B \in [A]} D_4(A, B) - \sum_{\{B,C\} \in [A]} D_4(A, B, C) - \sum_{\{B,C,D\} \in [A]} D_4(A, B, C, D) \\ &+ \sum_{\{B,C\} \in [A]} \{D_3(A, B, C) [4D_2(A, B) + D_2(B, C)] - D_5(A, B, C)\} - \sum_{\{B,C,D,E\} \in [A]} D_5(A, B, C, D, E) \\ &+ \sum_{\{B,C,D\} \in [A]} \{6D_3(A, B, C) [D_2(A, D) + D_2(B, D)] + 3D_3(B, C, D) D_2(A, D) - D_5(A, B, C, D)\} + \dots \quad (50) \end{aligned}$$

The expression for the pre-factor $f_{[A]}$ was obtained up to the 5-th order with respect to overlap and with the terms ordered appropriately. Expansions for $f_{[A,B]}$ and $f_{[A,B,C]}$ are obtained up to the fourth order with respect to overlap using the same equations (45), (48) and (49). Because in the final expression for the RDM-1 the pre-factors are multiplied by the linked AD's (with the open circle) which are also of some order with respect to the overlap, third and second order expansions are needed for $f_{[A,B]}$ and $f_{[A,B,C]}$, respectively, if the same order expression for the RDM-1 is to be derived. Then, one obtains:

$$\begin{aligned} f_{[A,B]} &= 1 - D_2(A, B) - \sum_{C \in [A,B]} [D_2(A, C) + D_2(B, C)] - \sum_{C \in [A,B]} D_3(A, B, C) \\ &- \sum_{\{C,D\} \in [A,B]} [D_3(A, C, D) + D_3(B, C, D)] + \dots \quad (51) \end{aligned}$$

$$\begin{aligned}
\rho(x, x') = & \sum_{\mathbf{A}} f_{[\mathbf{A}]} \overset{\mathbf{A}}{\circ} + \sum_{\mathbf{A}, \mathbf{B}} f_{[\mathbf{A}, \mathbf{B}]} \left[\begin{array}{c} \text{Diagram 1: } \mathbf{A} \text{ circle, } \mathbf{B} \text{ circle} \\ \text{Diagram 2: } \mathbf{A} \text{ circle, } \mathbf{B} \text{ arrow} \\ \text{Diagram 3: } \mathbf{A} \text{ arrow, } \mathbf{B} \text{ circle} \end{array} \right] \\
& + \sum_{\mathbf{A}, \mathbf{B}, \mathbf{C}} f_{[\mathbf{A}, \mathbf{B}, \mathbf{C}]} \left[\begin{array}{c} \text{Diagram 4: } \mathbf{A} \text{ circle, } \mathbf{B} \text{ arrow, } \mathbf{C} \text{ arrow} \\ \text{Diagram 5: } \mathbf{A} \text{ arrow, } \mathbf{B} \text{ circle, } \mathbf{C} \text{ arrow} \\ \text{Diagram 6: } \mathbf{A} \text{ arrow, } \mathbf{B} \text{ arrow, } \mathbf{C} \text{ circle} \end{array} \right] + \dots
\end{aligned}$$

Figure 10: The first three terms in the AD expansion for the RDM-1.

$$f_{[A, B, C]} = 1 - [D_2(A, B) + D_2(B, C) + D_2(A, C)] - \sum_{D \in [A, B, C]} [D_2(A, D) + D_2(B, D) + D_2(C, D)] + \dots \quad (52)$$

It is seen that in all orders the first-order term vanishes, i.e. $a_1^{[T]} = 0$.

Note that the choice of manifolds T and ΔT is somewhat arbitrary. Any choice results in the same expansions. However, the method outlined above is, in our view, the simplest one which leads to a systematic derivation of the expansion coefficients for the pre-factors of increasingly higher orders.

5 Conclusions

In this paper we have re-examined the “linked-AD theorem” of Ref. [17] formulated for extended (infinite) systems containing a very large number of electronic groups. For example, in the case of the electron density, the theorem states that the pre-factors, $f_{[T]}$, to the linked AD’s with an open circle (involving groups of the set T) are all equal to unity. By analysing in detail an exactly solvable system (1D Hartree-Fock ring with a single electron in each group and the nearest neighbours non-zero overlap), we find, however, that this theorem is only *approximately* valid when the group wavefunctions are *strongly localised*. When this is not the case, so that the overlap between neighbouring groups is significant, corrections to the theorem have to be applied and the pre-factors may strongly deviate from the value of unity.

To obtain such corrections, a general method based on the expansion of the pre-factors in power series with respect to overlap between different groups, has been suggested. To illustrate the method, we have obtained in detail the corrections for the first three pre-factors in the expression for the RDM-1, namely: (i) $f_{[A]}$ (associated with the circle AD); (ii) $f_{[A, B]}$ (a bubble AD with an open circle on an arrow) and (iii) $f_{[A, B, C]}$ (a triangle AD with an open circle on an arrow), as shown in Fig. 10. Other pre-factors can be obtained along the same lines. Note that expressions for the pre-factors do not depend on the particular type (topology q , see section 2) of the AD with an open circle; they only depend on the particular groups (the set T) involved in the diagram. Due to this, *the same* pre-factors will appear in the expansion of the RDM-2 as well. Several first terms in the expansion of the latter are shown in Fig. 11. The filled and open black circles designate the variables (x, x') and (y, y') of the RDM-2 $\rho(x, y | x', y')$, respectively (see [17, 14] for more details).

Therefore, an energy expression up to arbitrary order with respect to overlap can finally be obtained taking into account the described corrections to the linked-AD theorem. It is different from that presented previously [17] only by the appearance of the pre-factors, so that we do not show it here in detail.

It is relevant to note that an expansion of the electron density with respect to the overlap in the Hartree-Fock case (with no electron correlation within groups included) is well known [1]. It is obtained from Eq. (11) by representing the overlap matrix \mathbf{S} as $\mathbf{S} = \mathbf{1} + \mathbf{\Delta}$ and then expanding $\mathbf{S}^{-1} = (\mathbf{1} + \mathbf{\Delta})^{-1}$ with respect to the matrix $\mathbf{\Delta}$; the latter contains only overlap between different groups and zeros along the diagonal. The method

$$\begin{aligned}
\rho(x,y|x',y') = & \sum_{\mathbf{A}} f_{[\mathbf{A}]} \begin{array}{c} \mathbf{A} \\ \circ \\ \bullet \end{array} + \sum_{\mathbf{A},\mathbf{B}} f_{[\mathbf{A},\mathbf{B}]} \left[\begin{array}{c} \mathbf{A} \\ \circ \\ \bullet \\ \mathbf{B} \end{array} + \begin{array}{c} \mathbf{A} \\ \circ \\ \bullet \\ \mathbf{B} \end{array} + \begin{array}{c} \mathbf{A} \\ \circ \\ \bullet \\ \mathbf{B} \end{array} + \dots \right] \\
& + \sum_{\mathbf{A},\mathbf{B},\mathbf{C}} f_{[\mathbf{A},\mathbf{B},\mathbf{C}]} \left[\begin{array}{c} \mathbf{A} \\ \circ \\ \bullet \\ \mathbf{B} \end{array} \begin{array}{c} \mathbf{A} \\ \circ \\ \bullet \\ \mathbf{C} \end{array} + \begin{array}{c} \mathbf{A} \\ \circ \\ \bullet \\ \mathbf{B} \end{array} \begin{array}{c} \mathbf{A} \\ \circ \\ \bullet \\ \mathbf{C} \end{array} + \begin{array}{c} \mathbf{A} \\ \circ \\ \bullet \\ \mathbf{B} \end{array} \begin{array}{c} \mathbf{A} \\ \circ \\ \bullet \\ \mathbf{C} \end{array} + \dots \right] + \dots
\end{aligned}$$

Figure 11: A few first terms in the AD expansion for the RDM-2.

developed in this paper in section 4.2 generalises this expansion method to the case when group functions are linear combinations of Slater determinants, i.e. when intra-group correlation effects are accounted for in each group. However, it is also known (see, e.g. [18]) that the overlap expansion of the electron density in the HF case *diverges* if the overlap between groups is significant (more explicitly, if there is at least one eigenvalue of Δ which is larger than unity). Therefore, our method should also have some limitations on its convergence and must be applied with care.

References

- [1] R. McWeeny, *Methods of Molecular Quantum Mechanics* (Academic Press, London, 1992).
- [2] R. McWeeny, Rev. Mod. Phys. **32**, 335 (1960).
- [3] L. N. Kantorovich, J. Phys. C: Solid State Phys. **21**, 5041 (1988).
- [4] L. S. Seijo and Z. Barandiaran, Intern. J. Quant. Chem. **60**, 617 (1996).
- [5] L. S. Seijo and Z. Barandiaran, Comp. Chem.: Rev. Curr. Trends **4**, 55 (1999).
- [6] S. Wilson, *Electron Correlations in Molecules* (Clarendon, Oxford, 1984).
- [7] D. J. Klein, In: Group theory and its applications Vol. 3, pp. 1–93, Academic, New York, 1975.
- [8] I. Lyast, Phys. Mol. (Soviet) **2**, 41 (1976).
- [9] I. Lyast, Zh. Strukt. Khim. **16**, 379 (1975).
- [10] F. A. Matsen and D. J. Klein, J. Phys. Chem. **75**, 1860 (1971).
- [11] F. A. Matsen, D. J. Klein, and D. C. Foyt, J. Phys. Chem. **75**, 1866 (1971).
- [12] D. C. Foyt, R. W. Kramling, and F. A. Matsen, J. Phys. Chem. **75**, 1874 (1971).
- [13] L. N. Kantorovich and B. P. Zapol, J. Chem. Phys. **96**, 8420 (1992).
- [14] L. N. Kantorovich and B. P. Zapol, J. Chem. Phys. **96**, 8427 (1992).
- [15] O. Danyliv and L. Kantorovich, Phys. Rev. B **70**, 075113 (2004).
- [16] O. Danyliv and L. Kantorovich, J. Phys.: Condens. Matter **16**, 7233 (2004).

- [17] L. N. Kantorovich, *Int. J. Quant. Chem.* **76**, 511 (2000).
- [18] L. Kantorovich and O. Danyliv, *J. Phys.: Condens. Matter* **16**, 2575 (2004).