

Rotational satiability of floating bodies

Mohammad Abolhassani*

(Dated: December 10, 2018)

The potential energy of a system in stable equilibrium has a minimum value. This property is used to derive a formula that is useful in determination of stability of a floating body. Analysis shows that a floating body is in stable equilibrium if its center of mass has a minimum height with respect to its related center of buoyancy.

PACS numbers: 01.55.+b, 47.85.Dh, 47.20.Bp

I. INTRODUCTION

Study of stability of floating bodies is a conventional subject in fluid mechanics. Two forces act on a floating body; weight, that acts on the center of mass (CM), and buoyancy force that acts on the center of buoyancy (CB) (the centroid of the displaced volume of fluid). The equilibrium of a body requires that these two forces must be equal and the joint line of these two points has to be in vertical direction too.

Stability of a floating body is divided in two different types, vertical and rotational. A floating body has vertical stability but its rotational stability depends upon the positions of its CM and the CB. The equilibrium is stable if the position of the CM is below the position of the CB. But if the position of the CM is above the position of the CB the equilibrium may or may not be stable.

The usual method in study of stability of a floating body is finding the metacenter point and then comparing of its position with the position of CM of the body. The equilibrium is stable if the metacenter lies above the CM [1, 2].

In this paper, stability of floating bodies is studied by another method. We know that a system is in stable equilibrium when its potential energy is a minimum. This system has such a configuration that with a little change in its configuration, the potential energy of the system increases.

Consider a system consisting of a fluid and a floating body. If the floating body is in stable equilibrium, the gravitational potential energy (GPE) of the system must be minimum. Therefore, when the body is tilted, the CM of the fluid and the CM of the body will change; then the CM of the system rises and consequently the GPE of the system increases.

As a result, if by tilting the body, the GPE of the system increases, the body is in stable equilibrium.

II. THEORETICAL APPROACH

Let us consider a body of mass m and a fluid of mass M , as shown in Figure 1, so that the body has vertical stability. The GPE of the system (body + fluid) is given by

$$U = -(m + M)\vec{g} \cdot \vec{R}_{m+M}, \quad (1)$$

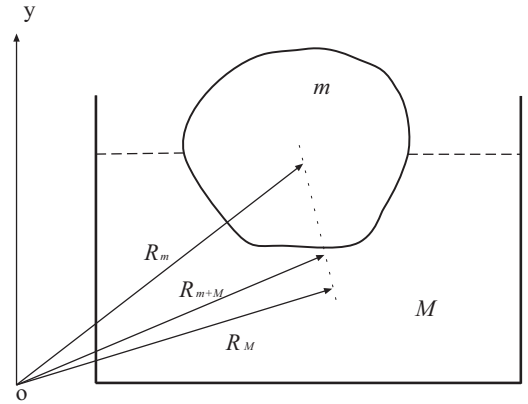


FIG. 1: A floating body of mass m is partially immersed in a fluid of mass M . The body has vertical stability. R_m , R_M , and R_{m+M} are the positions vectors of the CM of the body, fluid, and system respectively.

where \vec{g} is acceleration of gravity and \vec{R}_{m+M} is the position vector of the CM of the system.

The \vec{R}_{m+M} can be written in term of the position vector of the CM of the body, \vec{R}_m , and the position vector of the CM of the fluid, \vec{R}_M [3]:

$$(m + M)\vec{R}_{m+M} = m\vec{R}_m + M\vec{R}_M. \quad (2)$$

Thus

$$U = -(m\vec{g} \cdot \vec{R}_m + M\vec{g} \cdot \vec{R}_M). \quad (3)$$

Assume y axis be in upward vertical direction, therefore

$$U = mgy_m + Mgy_M, \quad (4)$$

*Physics Department, Faculty of Sciences, Arak University, Sardasht, Arak, Iran. e-mail: m-abolhassani@araku.ac.ir

where y_m and y_M are y coordinates of the centers of mass of the body and fluid respectively.

When the body is partially immersed in the fluid, some part of the fluid is displaced by the body. We name mass of the displaced fluid by M' and the y coordinate of its CM, which is buoyancy center, by $y_{M'}$. Figure 2 shows a hole in the fluid formerly occupied by the immersed part of the body. If this hole to be filled by the same type of fluid, so the mass of resulted fluid is " $M + M'$ " and its CM is $y_{M+M'}$. But, according to the statement quoted before Eq. (2),

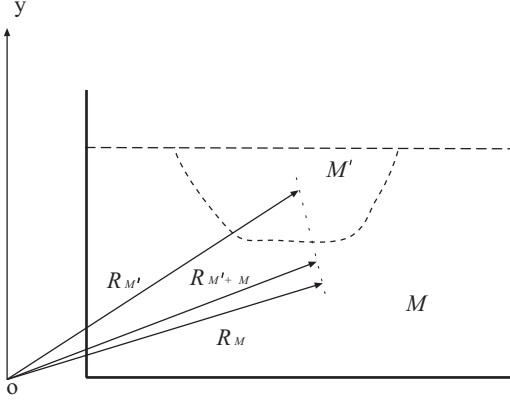


FIG. 2: The body of figure 1 is removed and the appeared hole is filled by the same fluid. M' is the mass of the added fluid; $R_{M'}$ and $R_{M+M'}$ are the positions vectors of the CM of the added and resulted fluid respectively.

$$(M + M')y_{M+M'} = My_M + M'y_{M'}. \quad (5)$$

By eliminating y_M between Eqs. (4) and (5), we have

$$U = [my_m + (M + M')y_{M+M'} - M'y_{M'}]g. \quad (6)$$

In vertical equilibrium the mass of the displaced fluid, M' , is equal to the mass of the body, m , independent of orientation of the body. Therefore M' and also $y_{M+M'}$ are constants. Thus Eq. (6) is reduced to

$$U = [(M + m)y_{M+M'} + m(y_m - y_{M'})]g. \quad (7)$$

The first term on the right side of Eq. (7) is a constant. Therefore GPE of the system is a function of $\Delta y = y_m - y_{M'}$.

In case of Δy is an extremum, the body is in equilibrium. When Δy is minimum (maximum), U is minimum (maximum) and therefore body is in stable (unstable) equilibrium.

When the equilibrium positions of a floating body is marked in two cases, we can deduce types of equilibriums by comparing two " Δy "s in those two cases; smaller (greater) Δy shows stable (unstable) equilibrium.

III. EXAMPLE

Figure 3a shows a long uniform bar of relative density ρ and square cross section each sides a , floating in water with two opposite surfaces parallel to the water. In this case we have

$$\Delta y_1 = \frac{a}{2}(1 - \rho). \quad (8)$$

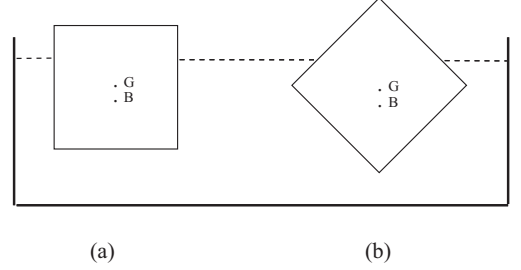


FIG. 3: A floating long uniform bar of square cross section is in equilibrium; (a) two opposite sides are parallel to the water, (b) all four sides are at 45° with the water. G and B are center of mass and buoyancy center respectively.

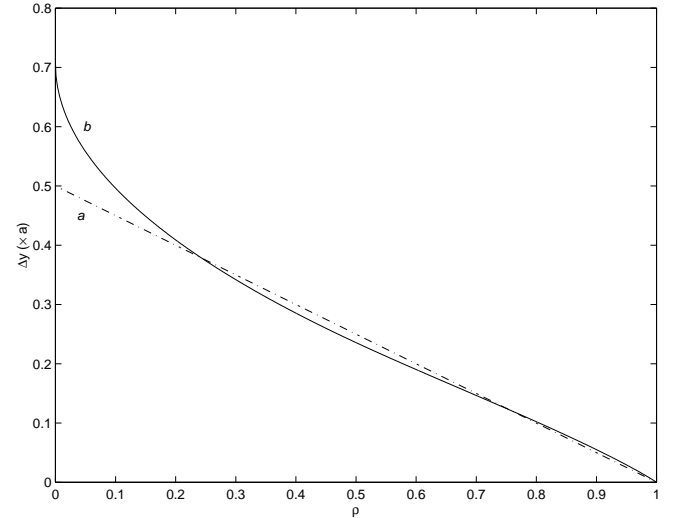


FIG. 4: The graphs of Δy versus ρ for two positions of the floating bar in figure 3; the broken curve corresponds to (a), and the full curve corresponds to (b) [see Eqs. (8) and (9)].

Another equilibrium position is with all four surfaces at 45° with the water, as shown in figure 3b. In this case we have

$$\Delta y_2 = \begin{cases} a(\frac{\sqrt{2}}{2} - \frac{2}{3}\sqrt{\rho}) & \text{if } \rho < 0.5 \\ a\frac{(1-\rho)(\frac{\sqrt{2}}{2} - \frac{2}{3}\sqrt{1-\rho})}{\rho} & \text{if } \rho > 0.5 \end{cases} \quad (9)$$

The graphs of two functions Δy_1 and Δy_2 as a function of ρ are plotted in figure 4. Two curves cross each other

in points $\rho_1 \cong 0.2429$, $\rho_2 \cong 0.7572$ and $\rho_3 = 1$. For $\rho_1 < \rho < \rho_2$, where $\Delta y_1 > \Delta y_2$, the bar is in stable equilibrium, when it floats as shown in figure 3b. The

equilibrium is neutral, where is equal to ρ_1 , ρ_2 or 1. For other values of ρ , equilibrium is stable if the bar floats as in figure 3a.

-
- [1] Victor L. Streeter, E. Benjamin Wylie and Keith W. Bedford, Fluid Mechanics (McGraw-Hill, New York, 1998), 9th ed., pp. 68-70.
- [2] Ranald V. Giles, Jach B. Evett and Cheng Liu, Fluid Mechanics and Hydraulics (McGraw-Hill, Singapore, 1994), 3rd ed., p. 58.
- [3] Grant R. Fowles, Analytical Mechanics (CBS College Publishing, Japan, 1986),4th ed., p. 191.