

Callen's Adiabatic Piston and the Limits of the Second Law of Thermodynamics

Bruno Crosignani

Department of Applied Physics, California Institute of Technology,

Pasadena, California 91125, USA and

Dipartimento di Fisica, Universita' dell'Aquila, 67010 L'Aquila, Italy and

Istituto Nazionale per la Fisica della Materia,

Universita' di Roma "La Sapienza", 00185 Roma, Italy

Paolo Di Porto

Dipartimento di Fisica, Universita' dell'Aquila, 67010 L'Aquila, Italy and

Istituto Nazionale per la Fisica della Materia,

Universita' di Roma "La Sapienza", 00185 Roma, Italy

Claudio Conti

Istituto Nazionale per la Fisica della Materia,

Universita' Roma Tre, 00146 Roma, Italy

(Dated: May 23, 2019)

Abstract

The limits of the Second Law of thermodynamics, which reigns undisputed in the macroscopic world, are investigated at the mesoscopic level, corresponding to spatial dimensions of a few microns. An extremely simple isolated system, modeled after Callen's adiabatic piston, [1] can be described as a self-organizing Brownian motor and exhibits a perpetual mobile behavior, which may result in a large negative variation of the Clausius entropy.

PACS numbers: 05.40.-a, 05.70, 05.70.L, 05.40.J

I. INTRODUCTION

As first clearly stated by Schroedinger “a living organism tends to approach the dangerous state of maximum entropy, which is death. It can only keep aloof from it, i.e., alive, by continually drawing from its environment negative entropy. What an organism fed upon is negative entropy”. [2] Is it possible for an organism immersed in a thermal bath to be insulated, and thus avoid thermalization, and still be able to reduce its entropy? Unfortunately, the above scenario contradicts one of the most cherished laws of physics, that is the Second Law of Thermodynamics, which has victoriously resisted all the attempts aimed at finding a particular case where it could be violated. However, one has to consider that the Second Law has been formulated in the context of macroscopic physics and it is in this context that it has been successfully applied and verified. While the Second Law, being inherently statistical in its nature, cannot carry over to microscopic cases where the number of involved particles is too small, its limits of validity are not well understood in the region bridging the macroscopic to the microscopic world.

In particular, some intermediate mesoscopic regime, like, e.g., the biological one associated with typical cell dimensions (about one micron), is still *terra incognita* and open to possible surprises. Recent years have indeed witnessed a growing interest in the thermodynamics of small-scale non-equilibrium devices, especially in connection with the operation and the efficiency of Brownian motors. [3] These are devices aimed at extracting useful work out of thermal noise and are the descendents of the famous ratchet mechanism popularized by Feynman [4] in order to show the impossibility of violating the Second Law of thermodynamics. From a quantitative point of view, they are usually described by a state variable $x(t)$, typically representing a collective degree of freedom of the device, which can be identified as the trajectory of a “Brownian particle” of given mass M obeying Newton’s equation of motion. The forces acting on the “particle” are those resulting from some kind of prescribed potential $V(x)$, from the viscous-friction term $-\gamma\dot{x}(t)$ and from the randomly fluctuating force (Langevin’s force) associated with thermal noise. Even in the presence of a spatially asymmetric (ratchet-type) potential $V(x)$, no preferential direction of motion is possible and, consequently, no perpetuum mobile mechanism leading to a violation of the second law. [4] In this paper, we are going to expand the results obtained in [5] and show that a very fundamental thermodynamic system, the so-called “adiabatic piston”, first intro-

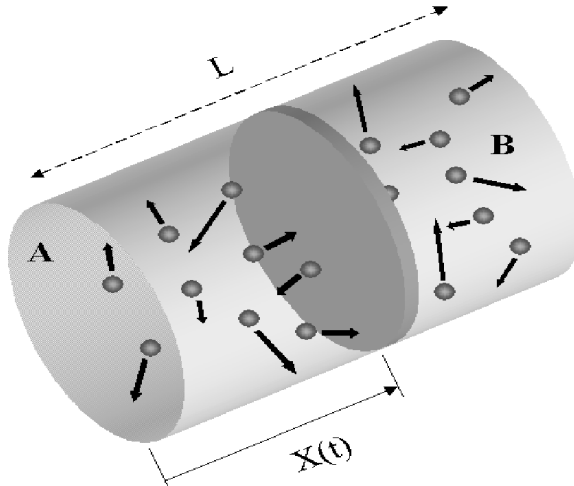


FIG. 1: The adiabatic piston: an insulating cylinder divided into two regions by a movable, frictionless and insulating piston.

duced by Callen,[1] consisting of an adiabatic cylinder of length L divided into two sections, containing the same number n of gas moles, by a frictionless impermeable adiabatic wall (see Fig.1), can be actually modeled as a Brownian motor (although being, conceptually, very different). The state variable of the system is in this case the position $x(t)$ of the moving wall with respect to its central position $L/2$, the potential $V(x)$ being not prescribed but naturally arising, as well as the friction term, as a result of the internal dynamics of the system. The evolution of the system from an initial state in which both $x(t)$ and $\dot{x}(t)$ are zero exhibits unexpected features: the system fails to settle down to a well-defined equilibrium state since the piston never comes to a stop but keeps wandering symmetrically around the initial position, performing oscillations whose mean-square value (evaluated over an ensemble of many replica) is much larger than that pertaining to standard thermal fluctuations. According to this behavior, the system appears to deserve the name of *perpetuum mobile*, even if there is no preferential direction of motion ($\langle \dot{x} \rangle = 0$). In fact, the variations ΔS of the total entropy S of the system turn out to be negative and, when averaged over many replica, can give rise to a quite large value of $\langle \Delta S \rangle$: since the system is *isolated* and the Brownian-particle entropy is negligible (being equal to the Boltzmann constant k), this constitutes a violation of the Second Law, as typically associated with a *perpetuum mobile* behavior. The above results are quite general and basically independent from the specific dimensions of the system, no *ad hoc* parameter having been introduced in the model. How-

ever, the described process turns out to be realistic, as far as the time scales over which it occurs are concerned, only if the spatial dimensions of the system are strictly limited to a *mesoscopic* scale of a few microns; in fact, the time interval t_{as} over which the significant ensemble averages reach their asymptotic value exhibits such a strong dependence on L ($t_{as} \propto L^4$) that any deviation from these values makes the process completely unrealistic. This completely unexpected coincidence between the spatial scales over which the model is valid and the typical cell dimensions is definitely intriguing.

II. THE DETERMINISTIC ADIABATIC-PISTON

The “adiabatic-piston” has been considered in the frame of standard macroscopic thermodynamics as a peculiar example of a system for which the solution to the problem of predicting the equilibrium state is not entirely determined in the frame of thermostatics.[1] More precisely, it is impossible to predict the final equilibrium state that the system will eventually reach starting from an initial one in which the wall is kept fixed and the pressures on both sides are different: given the initial volumes $V_A^{(i)} = \mathcal{S}X_A^{(i)}, V_B^{(i)} = \mathcal{S}X_B^{(i)} = \mathcal{S}(L - X_A^{(i)})$, with \mathcal{S} the area of the transversal section, (see Fig.1) and temperatures $T_A^{(i)}$ and $T_B^{(i)}$, it is only possible to say that, once the wall is set free to move, a final state will be reached for which pressures will be equal on both sides, that is

$$\frac{T_A^{(f)}}{X_A^{(f)}} = \frac{T_B^{(f)}}{L - X_A^{(f)}} \quad (1)$$

while $T_A^{(f)}, T_B^{(f)}$ and $X_A^{(f)}, X_B^{(f)}$ remain undetermined.

The problem of determining the state of the system, that is of knowing the values of the temperatures $T_A(t), T_B(t)$, and of the volumes $\mathcal{S}X_A(t), \mathcal{S}X_B(t)$ at all times (including the asymptotic equilibrium values $T_A^{(f)}, T_B^{(f)}, V_A^{(f)}, V_B^{(f)}$) has been first solved in [5] by using a simple microscopic kinetic model. In this frame, the temporal behavior of $T_A(t), T_B(t)$, and $X_A(t) \equiv X(t)$ is described by a set of deterministic nonlinear coupled equations which reads

$$nc_v \dot{T}_A = -nRT_A \frac{\dot{X}}{X} + \sqrt{\frac{8nRM_g}{\pi}} \sqrt{T_A} \frac{\dot{X}^2}{X} - M_g \frac{\dot{X}^3}{X} \quad (2)$$

$$nc_v \dot{T}_B = nRT_B \frac{\dot{X}}{L - X} + \sqrt{\frac{8nRM_g}{\pi}} \sqrt{T_B} \frac{\dot{X}^2}{L - X} + M_g \frac{\dot{X}^3}{L - X} \quad (3)$$

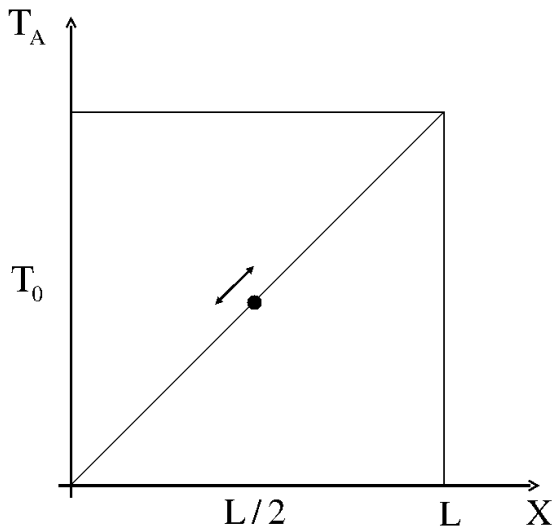


FIG. 2: Wandering of the system along the quasi-equilibrium equal pressure line, starting from the maximum-entropy state $(L/2, T_0)$.

$$\ddot{X} = \frac{nR}{M} \left(\frac{T_A}{X} - \frac{T_B}{L-X} \right) - \sqrt{\frac{8nRM_g}{\pi M^2}} \left(\frac{\sqrt{T_A}}{X} + \frac{\sqrt{T_B}}{L-X} \right) \dot{X} + \frac{M_g}{M} \left(\frac{\dot{X}^2}{X} - \frac{\dot{X}^2}{L-X} \right) \quad (4)$$

where R , c_v , M_g and M are the molar gas constant, the molar heat at constant volume, the common values of the gas masses in A and B , and the piston mass, respectively, while the dot stands for derivation with respect to time. They have been derived by assuming that thermal equilibrium is reached on a time scale much shorter than the ones pertaining to $T_A(t), T_B(t)$, a condition which is usually well satisfied in the macroscopic regime. Their solution provides the answer to the adiabatic piston problem. In particular, Eq.(1), is easily recovered by setting all the time derivative in Eqs.(2)-(4) equal to zero. Thus, the system will eventually settle on the *equal-pressure line* defined by Eq.(1) (see Fig.2), on a specific position entirely determined by the initial conditions.

According to macroscopic thermodynamics, where fluctuations are ignored, this is the end of the story: the piston will settle on a specific position on the equal-pressure line and remain there for ever. Actually, the validity of our kinetic model is not restricted to the thermodynamic realm but goes beyond it to describe a mesoscopic regime where fluctuations cannot be neglected. As a matter of fact, once the system settles on the equal-pressure line, the main restoring force associated with the finite pressure difference in section A and B (first

term of the RHS of Eq.(4)) vanishes and the behavior of the piston along the equal-pressure line (see Fig.2) is dictated by the presence of fluctuations associated with the random hits suffered by the piston because of collisions with the gas molecules. After taking advantage of Eq. (1), Eq.(4) can be rewritten as

$$\ddot{X} = -\sqrt{\frac{8nRM_g}{\pi M^2}} \left(\frac{\sqrt{T_A}}{X} + \frac{\sqrt{T_B}}{L-X} \right) \dot{X} + \frac{M_g}{M} \left(\frac{1}{X} - \frac{1}{L-X} \right) \dot{X}^2 + A(t) \quad (5)$$

where $A(t)$ is an unknown stochastic acceleration.

III. THE STOCHASTIC ADIABATIC-PISTON

Let us now explore the behavior of the piston along the equilibrium line when starting from the initial conditions $X(t=0) = L/2$, $\dot{X}(t=0) = 0$, corresponding to the piston initially at rest with equal temperatures T_0 and pressures on both sides. [6] According to Eq.(1) one has $T_A(t)/X(t) = T_B(t)/(L-X) = 2T_0/L$ which, inserted into Eq.(5), yields

$$\frac{d^2 X}{dt^2} + \sqrt{\frac{16NkT_0}{\pi\mu ML}} \left(\frac{1}{\sqrt{X}} + \frac{1}{\sqrt{L-X}} \right) \frac{dX}{dt} + \frac{2}{\mu} \left[\frac{X-L/2}{X(L-X)} \right] \left(\frac{dX}{dt} \right)^2 = a(t), \quad (6)$$

where N is the common number of gas molecules on each side and $\mu = M/M_g$. Determining the correct expression for $a(t)$ is a delicate task since the standard Langevin approach does not in general carry over to nonlinear dynamical systems [7], as the one described by Eq.(6). In order to take advantage of the Langevin method, we linearize the above equation: a) by considering small displacements around the starting position of the piston, that is $|X-L/2|/(L/2) \ll 1$ and b) by approximating the square $(dX/dt)^2$ of the piston velocity with its average thermal value, at temperature T_0 , i.e., kT_0/M (both hypotheses have to be proved consistent a posteriori). After introducing the new variable $x(t) = X(t) - L/2$, the linearized version of Eq.(6) reads

$$\frac{d^2 x}{dt^2} + 8\sqrt{\frac{2NkT_0}{\pi\mu ML^2}} \frac{dx}{dt} + \frac{8kT_0}{\mu ML^2} x = a(t). \quad (7)$$

At this point, a straightforward application of the fluctuation-dissipation theorem is possible. [8] It yields $\langle a(t)a(t') \rangle = (16w^3/\sqrt{\pi}NL\mu^2)\delta(t-t')$, where $w = (2kT_0/m)^{1/2}$ is the most probable velocity of the Maxwellian distribution of the gas [9] and m is the mass of the single gas molecule.

According to the above results, the collective degree of freedom $x(t)$, describing the evolution of the state of our system, obeys an equation formally similar to that of a “Brownian particle” in one dimension. However, the potential term and the viscous drag have naturally emerged out of the internal dynamics of the system and do not correspond to an external active force or to a phenomenological friction term as in the case of Brownian motors. If we define

$$\beta = 8\sqrt{\frac{2NkT_0}{\pi\mu ML^2}}, \quad \omega^2 = \frac{8kT_0}{\mu ML^2} \quad (8)$$

Eq.(7) is formally identical to that describing the Brownian motion of a harmonically-bound particle of mass M , that is

$$\ddot{x} + \beta\dot{x} + \omega^2 x = a(t) \quad (9)$$

where $a(t)$ is the Langevin acceleration, a case which has been thoroughly investigated in the literature [10]. Equation (7), together with Eq.(8), describes the “overdamped” case of the Brownian motion of a harmonically-bound particle (in fact, $\beta/\omega = \sqrt{16/\pi}\sqrt{N} \gg 1$, since N is typically a large number). The general analysis carried out in [10] shows, in particular, that after a characteristic time constant

$$t_{as} \cong \frac{\beta}{2\omega^2}, \quad (10)$$

the ensemble average over many replica of x^2 reaches the asymptotic value

$$\langle x^2 \rangle_{as} = \frac{kT_0}{M\omega^2}, \quad (11)$$

while $\langle x \rangle_{as} = 0$. Also, the mean-square velocity attains its asymptotic thermal value,

$$\langle \dot{x}^2 \rangle_{as} = \frac{kT_0}{M} \quad (12)$$

on a characteristic time

$$t_{th} \cong \frac{1}{2\beta}. \quad (13)$$

By using Eq.(8), one has in our case

$$t_{as} = \frac{L N \mu}{w \sqrt{\pi}}, \quad (14)$$

$$t_{th} = \frac{\pi}{16N} t_{as}. \quad (15)$$

Since $N \gg 1$, the asymptotic time is much larger than the thermalization time, $t_{as} \gg t_{th}$, which justifies *a posteriori* the replacement of $(dX/dt)^2$ in Eq.(6) with its thermal value given

by Eq.(12). The mean-square displacement $\langle x^2 \rangle_{as}$ of the piston from its central equilibrium position $x = 0$ is, according to Eqs. (8) and (11),

$$\langle x^2 \rangle_{as} = \frac{\mu}{2} \left(\frac{L}{2} \right)^2. \quad (16)$$

In the limit $\mu \ll 1$ (that is, small piston mass with respect to gas mass), the root-mean square displacement $\langle x^2 \rangle_{as}^{1/2}$ is much smaller than $L/2$, so that both assumptions justifying the linearization of Eq.(6) are valid.

Equation (16) implies that, whenever $\mu/2 \gg 1/N$, the amplitude of the piston oscillations around its central position are large compared to its equilibrium-thermodynamics microscopic fluctuations, given by [1] $\langle \Delta x^2 \rangle^{1/2}/(L/2) = 1/\sqrt{N}$ (for example $\mu = 0.01$ requires at least one thousand molecules).

In other words, our analysis shows that our *closed system never reaches a final equilibrium state, thus contradicting the usual statement that any closed system in an equilibrium state, once an internal constraint is removed, eventually reaches a new equilibrium state.*

IV. VARIATION OF THE ENTROPY

The peculiar behavior of the adiabatic-piston system discussed above has a natural counterpart in its entropy variations. To see this, we observe that in each realization the entropy variation from the initial state in which both sections have the same volume $V_0/2$ and temperature T_0 to a generic one $(V_A, T_A; V_B, T_B)$ is given, according to the standard Clausius definition and recalling that the piston moves on an equal pressure line, by

$$\Delta S = \Delta S_A + \Delta S_B = nc_p \ln \frac{T_A}{T_0} + nc_p \ln \frac{T_B}{T_0} = nc_p \ln \left[1 - \left(\frac{\Delta V}{V_0/2} \right)^2 \right], \quad (17)$$

where $\Delta V = V_A - V_0/2$, c_p is the molar heat at constant pressure and n the common number of molecules on each side.

In deriving Eq.(17), we have exploited the relation $T_A + T_B = 2T_0$, which corresponds to neglect the kinetic energy of the wall: in fact, by the term “adiabatic” we actually mean that the piston can be regarded as a body possessing a single (translational) degree of freedom, so that its energy and entropy, respectively of the order $kT_0/2$ and k , can be neglected. The ensemble average of ΔS over many realizations of the system starting from the initial state corresponding to $X(t = 0) = L/2$, which can be easily checked to be a negative quantity,

can be now estimated. Since in our case $\langle \Delta V^2 \rangle / (V_0/2)^2 = \langle x^2 \rangle / (L/2)^2$, we approximately have [11], by taking advantage of Eq. (16),

$$\langle \Delta S \rangle = -k \frac{c_p}{2R} N \mu, \quad (18)$$

or, by comparing it with the standard entropy fluctuations [12] $\Delta S_{th} = (k n c_p)^{1/2}$,

$$\frac{\langle \Delta S \rangle}{\Delta S_{th}} = -\sqrt{\frac{c_p}{R}} \sqrt{N} \frac{\mu}{2}. \quad (19)$$

This corresponds, whenever $\mu \sqrt{N} \gg 1$, to a large negative entropy decrease, and constitutes a violation of the Second Law, consistent with the *perpetuum mobile* behavior of the system. If embedded in a thermal bath at temperature T_0 and pressure P_0 , it is indeed possible to devise a process by means of which work can be extracted from the environment (see Appendix).

A fundamental issue is on which spatial and temporal scales the above results will reasonably apply. In order to explore it, we refer to the specific case of a gas under standard conditions of temperature and pressure for which, expressing hereafter L in microns, $N = 3 \times 10^7 L^3$. If the gas is a diatomic one, it follows from Eq.(19) that

$$\frac{\langle \Delta S \rangle}{\Delta S_{th}} = -5 \times 10^3 L^{3/2} \mu \quad (20)$$

while from Eq.(14) we have, assuming $w = 4 \times 10^8$ microns/sec (molecular oxygen),

$$t_{as} = 5 \times 10^{-2} \mu L^4 \text{sec}. \quad (21)$$

This extremely sensitive fourth-power dependence of t_{as} on the linear dimension of our system limits the applicability of our model to values of L up to a few microns. In fact, beyond this mesoscopic scale, t_{as} becomes so large as to render invalid the underlying assumption that the piston remains perfectly adiabatic over this time interval. As an example, for $\mu = 0.01$ and $L = 1 \text{cm}$, one gets $t_{as} = 5 \times 10^{12} \text{sec}$, that is about 1000 centuries! Conversely, by taking $L = 1 \mu\text{m}$, we get for t_{as} a reasonable value of $5 \times 10^{-4} \text{sec}$, while $\langle \Delta S \rangle / \Delta S_{th} = -50$ is still quite large. It is important to stress that this specific mesoscopic regime, around $1 \mu\text{m}$, has emerged spontaneously from the adiabatic-piston problem, without the introduction of any *ad hoc* parameter. The Second Law, stating that *the entropy of an isolated system cannot decrease*, is actually violated in the specific example provided above. The associated spatial scale appears thus to set a borderline between the macroscopic realm and the mesoscopic one.

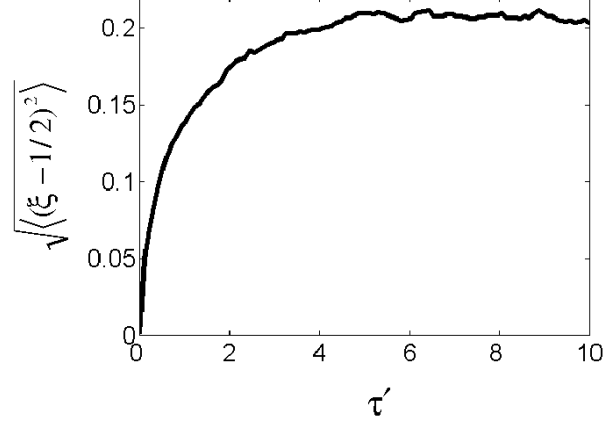


FIG. 3: Evolution as a function of $\tau' = 10^{-4}t/t_0$ of the rms deviation of the piston position from its initial value $\xi(0) = 1/2$, for $\mu = 0.5$ and $N = 3 \times 10^4$ (over 1000 realizations).

V. BEYOND THE LINEAR REGIME

The above approach has allowed us to deal with the situation $\mu \ll 1$. In order to have an insight into the behavior of our process in the more general case $\mu \lesssim 1$, we assume Langevin's approach to be approximately valid also in this moderately nonlinear regime, and use the nonlinear Eq.(3) with the same stochastic acceleration $a(t)$ worked out in the linear case. After introducing the dimensionless units $\xi = X/L$ and $\tau = t/t_o$, where $t_o = 4\sqrt{2}t_{th}$, Eq.(6) reads

$$\ddot{\xi} + \left(\frac{1}{\sqrt{\xi}} + \frac{1}{\sqrt{1-\xi}} \right) \dot{\xi} - \frac{1}{\mu} \left(\frac{1}{\xi} - \frac{1}{1-\xi} \right) \xi^2 = \sigma \alpha(\tau), \quad (22)$$

where the dot stands for derivative with respect to τ , $a(\tau)$ is a unitary-power white noise process and $\sigma^2 = (\pi/2\sqrt{2})(\mu/N)$. This last equation can be numerically integrated by adopting a second-order leap-frog algorithm as the one developed in [13]. In particular, we are able to evaluate the ensemble average (over 1000 realizations of the piston) of the time evolution of the mean square-root deviation $\langle x^2 \rangle$ of the piston position. This analysis is reported in Fig.(1) for $\mu = 0.5$ and $N = 3 \times 10^4$. Its inspection clearly shows that the piston undergoes random fluctuations around the central position $X = L/2$, which increase with time up to an asymptotic value of the order of $L/10$. The ensemble average of the total entropy change $\langle \Delta S \rangle = (Nc_p/R)^{1/2} \langle \ln(1 - 4x^2/L^2) \rangle$ of our isolated system can also be numerically evaluated. In Fig.(4), $\langle \Delta S \rangle / \Delta S_{th}$ is reported as a function of the normalized time τ .

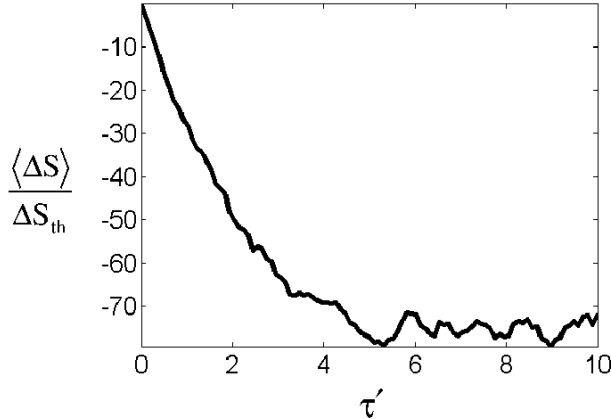


FIG. 4: Time evolution of entropy as a function of $\tau' = 10^{-4}t/t_0$, corresponding to Fig. 3.

Further numerical analysis shows (see Fig.(5)) that, keeping N fixed and varying μ , the asymptotic value of $\langle \Delta S \rangle / \Delta S_{th}$ undergoes an approximately linear decrease with μ , up to $\mu = 0.6$, as predicted by Eq.(6). Beyond this value the relative entropy decrease slows down, but we are now in a range where Langevin's model may not be valid. Conversely, in the limit $\mu \rightarrow 0$ our approach furnishes $(X - \langle X \rangle)^2 / (L/2)^2 = \mu/2 \rightarrow 0$ and $t_{as} \rightarrow \infty$.

VI. THE THERMODYNAMIC LIMIT

The above investigation of a very elementary and yet rather intriguing problem, i.e., the adiabatic-piston problem, has shown how, under particular initial conditions, the system never sets to a final equilibrium position but keeps performing ample oscillations around its initial state without ever coming to a halt. An immediate consequence of this peculiar behavior is the violation of the Second Law of thermodynamics, in the sense that the ensemble average of the entropy variations over many identical replica of the *isolated* system turns out to be *negative and large* compared with standard thermal entropy fluctuations. However, the possibility for this occurrence to be realistic limits the dimensions of the system to very specific mesoscopic spatial scales, of the order of one micron, so that no implications whatsoever can be drawn on the validity of the Second Law in the realm of standard thermodynamics, which applies to the macroscopic world. In fact, if one studies the same problem in the *thermodynamic limit* where the number of particles N and the mass of the piston goes to infinity, while σ/M and $\mu = M_g/M$ are fixed, the behavior of the piston becomes

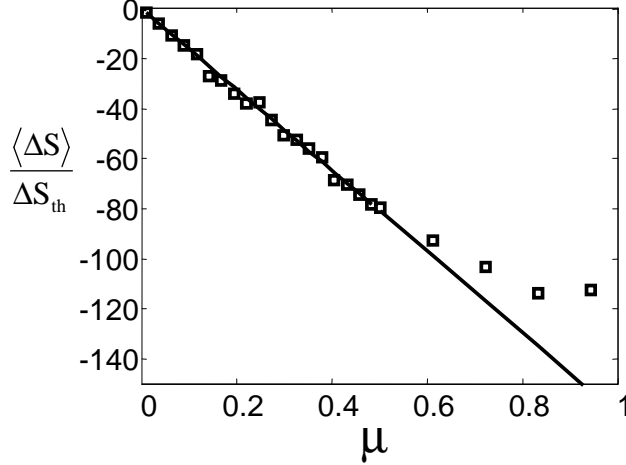


FIG. 5: Entropy variation for $\tau = 10^6$ as a function of μ and $N = 3 \times 10^4$ (over 1000 realizations). The continuous line represents the predicted behavior in the linear regime.

less bizarre and basically obeys the laws of thermodynamics. More precisely, it is possible to show, by means of numerical simulations, that, in this limit, the evolution of the piston is predictable and that eventually a final equilibrium state is reached. This happens in two stages: the first one, deterministic, (basically equivalent to our kinetic model [5] described in Sect. 2 of this paper) leads the system on the equal-pressure line and is characterized by a short time-scale $\tau_1 \cong (L/w)\sqrt{\mu}$; the second one, stochastic, dominated by pressure fluctuations (described in Sect.3) is associated with a much longer time-scale $\tau_2 \cong \mu N \tau_1$ ($= t_{as}\mu$) and eventually brings the system to a final state of both mechanical and thermal equilibrium. [14] After this, the piston starts oscillations which then definitely disappear in time [14, 15]. In view of the above, our violation of the Second Law does not appear that surprising since it concerns a regime outside the thermodynamic limit and, besides, has been obtained by adopting the Clausius definition of entropy introduced at the macroscopic level. However, it can be interpreted as the signature of something remarkable happening at the borderline between the macroscopic and mesoscopic realms, signaling that a new way of looking at standard thermodynamic concepts is needed if we wish to continue to apply them outside the realm in which they were first introduced.

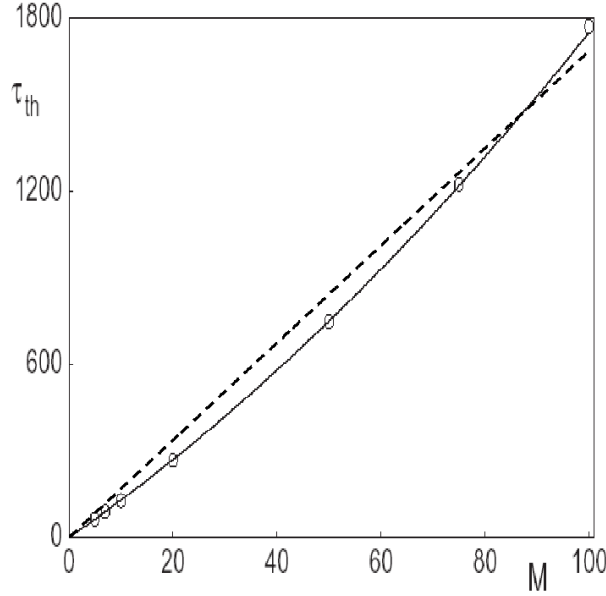


FIG. 6: Plot of the asymptotic time vs the piston mass M : τ_{th} (solid line) after Fig. 5 in Ref. 18; t_{as} (broken line) as in our analytic expression. Reprinted with permission from J. A. White, F. L. Roman, A. Gonzalez and S. Velasco, The “adiabatic” piston at equilibrium: spectral analysis and time correlation function, Europhysics Letters, vol. 59(4), pp.479-485 (2002).

VII. CONCLUSIONS

We have been able to show, relying on a simple kinetic analytic description, that the approach to equilibrium of the so-called adiabatic piston reveals, for very specific spatial dimensions of the system (around $1\mu m$), a peculiar behavior which presents the characteristics of a *perpetuum mobile* leading, in turn, to a violation of the Second Law.

The same problem of time evolution and approach to equilibrium of the system has been also considered by using molecular dynamics simulations. [16, 17, 18] These typically involve a considerable number of point particles (around 500) which model the gas inside the cylinder and are separated by a frictionless movable piston, without internal degrees of freedom, against which they undergo perfectly elastic collisions. Some general features emerge from the numerical analysis, which reveal, consistently with our results, a very slow approach to the final equilibrium state. In particular, the difference between the temperatures on the two sides keeps oscillating around zero without reaching thermodynamic equilibrium [17]. Remarkably, the thermal relaxation time τ_{th} from quasi-equilibrium to global equilibrium

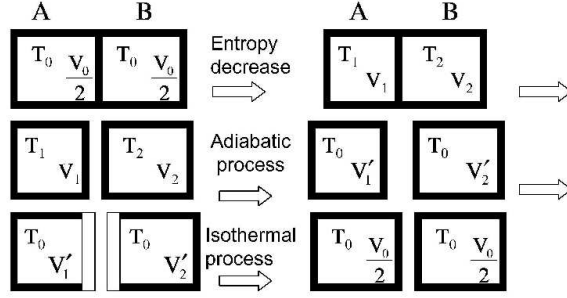


FIG. 7: Cyclic process through which work can be extracted from a thermal bath at temperature T_0 .

(equal temperature and pressure on both sides), numerically evaluated in [18], is extremely well represented by our expression of t_{as} (see Eq. 14). In fact, by taking, as in [18], $L = 30$ and $w = 1$ (in suitably normalized units) our expression of t_{as} reads, (see Eq. (14)), $t_{as} \cong 30 \times M / \sqrt{\pi}$, which is in fairly good agreement with the plot of τ_{th} versus M for $M < 80$ (corresponding to $\mu < 0.3$) as shown in Fig. 6.

In conclusion, we believe to have identified a very specific spatial regime, at the border of standard thermodynamics, where a particular system, Callen's adiabatic-piston, can be described by a kinetic approach. In its frame, very peculiar features emerge which seem to challenge the limits of validity of the Second Law. Whether this is really the case, or one is entering a realm where some concepts of standard thermodynamic are no longer applicable, seems to be a legitimate question whose answer may shed some light on the understanding of small-scale nonequilibrium devices.

We wish to thank Noel Corngold for many interesting discussions.

-
- [1] H. Callen, *Thermodynamics* (Wiley, New York, 1965), p. 321.
 - [2] E. Schroedinger, *What is life?* (Cambridge University Press, Cambridge, 1945), Ch. VI.
 - [3] R. Reinmann and P. Hanggi, *Appl.Phys. A* **175**, 169. (2002).
 - [4] R. P. Feynman, R. Leighton, and M. Sands, *The Feynman Lectures on Physics I* (Addison-Wesley, Reading, Mass, 1965), ch. 39.
 - [5] B. Crosignani, P. Di Porto, and M. Segev, *Am. J. Phys.* **64**, 610 (1996).
 - [6] B. Crosignani and P. Di Porto, *Europhys. Lett.* **53**, 290 (2001).

- [7] N. Van Kampen N, *Stochastic Process in Physics and Chemistry* (North-Holland, Amsterdam, 1992).
- [8] See, e.g., R. K. Pathria, *Statistical Mechanics*, 2nd ed. (Butterworth-Heinemann, Oxford, 1996), p. 481.
- [9] A. Sommerfeld, *Thermodynamics and Statistical Mechanics* (Academic Press, New York, 1956), p. 177.
- [10] See, e.g., S. Chandrasekhar, Rev. Mod. Phys. **15**, 1 (1943).
- [11] Strictly speaking, one should perform the ensemble average by using the appropriate asymptotic probability distribution. However, its width is narrow enough (see [10]) that one is allowed to write $\langle \Delta S \rangle \cong nc_p \ln[1 - \langle x^2 \rangle / (L/2)^2] \cong -nc_p \langle x^2 \rangle / (L/2)^2$. The validity of this approximation is also confirmed, for small μ , by numerical evaluations (see Sect. 5).
- [12] L. Landau and E. Lifshitz, *Statistical Physics* (Pergamon Press, Oxford) 1969.
- [13] J. Qiang and S. Habib, Phys. Rev. E **62**, 7430 (2000).
- [14] Ch. Gruber and S. Pache, Physica A **314**, 345 (2002).
- [15] N. I. Chernov, J. L. Lebowitz and Sinai Ya. G., Russian Mathematical Surveys **57**, 1045 (2002).
- [16] E. Kestemont, C. Van den Broeck, and M. Malek Mansour, Europhys. Lett. **49**, 143 (2000).
- [17] M. Renne, M. Ruijgrok, and T. Ruijgrok, Acta Physica Polonica **32**, 4183 (2001).
- [18] J. A. White, F. L. Roman, A. Gonzalez, and S. Velasco, Europhys. Lett. **59**, 479 (2002).

Appendix

If our system is embedded in a thermal bath at temperature T_0 and pressure P_0 , the following process, sketched in Fig. 7, can be used for extracting work from the environment. In the first panel, the system is in the initial state. The second panel shows the system after a large entropy variation ΔS has occurred. At this point, we separate the two sections (panel 3) and drive the two gases back to the initial temperature T_0 by means of two reversible adiabatic processes, the relation between the new volumes V'_1 and V'_2 and the previous volumes V_1, V_2 and temperatures T_1, T_2 being

$$V'_1 = V_1(T_1/T_0)^{\frac{1}{\gamma-1}}, \quad V'_2 = V_2(T_2/T_0)^{\frac{1}{\gamma-1}} \quad (23)$$

This is followed (panel 4) by two reversible isothermal processes in which the two sections are in contact with the thermal bath at temperature T_0 , which take the two sections back to the initial temperature T_0 and volume $V_0/2$ (frame 5). The total work extracted in the process is

$$W = W_1 + W_2 = nRT_0 \ln\left(\frac{V_0}{V_1}\right) + nRT_0 \ln\left(\frac{V_0}{V_2}\right) = nRT_0 \ln\left[\frac{V_0^2(T_0^2)^{\frac{1}{\gamma-1}}}{V_1 V_2 (T_1 T_2)^{\frac{1}{\gamma-1}}}\right] \quad (24)$$

Since $V_1 + V_2 = 2V_0$ and $T_1 + T_2 = 2T_0$, we obviously have $T_0^2 > T_1 T_2$ and $V_0^2 > V_1 V_2$, so that a work W larger than zero has been obtained at the expenses of the heat $Q = W$ extracted by a single source (the thermal bath). It can be easily checked that $W = T_0 \Delta S \cong kT_0 N \mu$, that is each gas molecule contributes with a fraction $\mu kT_0/2$ to the work performed.