

Is Non-Sequential Double Ionization a Completely Classical Photoelectric Effect ?

Phay J. Ho,¹ R. Panfili,^{1,2} S. L. Haan,³ and J. H. Eberly¹

¹*Department of Physics and Astronomy,*

University of Rochester, Rochester, NY 14627, USA

²*Spectral Sciences, Inc., Burlington, MA 01803, USA*

³*Department of Physics and Astronomy,*

Calvin College, Grand Rapids, MI 49546, USA

(Dated: November 12, 2019)

We demonstrate a substantial advance in achieving a unified picture of atomic double ionization. A simplified non-quantum analysis of electron-pair dynamics gives surprisingly good agreement with experiments at laser intensities above 10^{14} watts/cm². This is the regime where driven electrons are being proposed to enable attosecond timing of atomic processes, control of intramolecular electron currents, and short-wavelength generation, and in the same regime our results show that two-electron behavior is dominated by classical correlation.

PACS numbers: 32.80.Rm, 32.60.+i

The photoelectric effect (photo-ionization) provided a major challenge to classical physics. It was explained only by means of Einstein's invention of a quantum mechanical theory for particles [1] via his famous Nobel Prize formula, $\hbar\omega = BE + KE$. Here BE and KE are an electron's binding and kinetic energies and $\hbar\omega$ is the energy of the absorbed photon. After 100 years (next year) Einstein's formula is still fully accepted. Very intense short-pulse lasers have recently permitted observation of the two-electron photoelectric effect. Surprisingly, we have found that this photo-effect is understandable without any quantum mechanics at all. This is a dramatic reversal of theoretical form and is of more than academic interest. Important current initiatives in atomic, molecular and optical physics will be influenced by the mechanism responsible for strong-field ionization, including attosecond timing of atomic and molecular processes [2], the availability of controlled intramolecular single-electron beam currents [3], the generation of short-wavelength coherent radiation [4], and the use of strong short-pulse laser fields to control electron motion in general [5].

To summarize briefly, the experimental data show that two atomic (or molecular) outer-shell electrons are photo-ejected together, 1-million times more frequently than the standard uncorrelated sequential theory [6] allows, so the process is called non-sequential double ionization (NSDI). The mechanism that makes NSDI correlation so effective is far from settled, and theorists have been engaged in trying to understand it [7, 8, 9, 10] since the first laboratory results were reported in 1992 and 1993 [11, 12]. The anomalously high double ionization yield, which may be the greatest differential degree of electron pair correlation ever recorded, remains the principal signature of NSDI, but additional data is currently being reported from cold-target recoil-ion momentum spectroscopy (COLTRIMS) experiments [13, 14, 15, 16]. These momentum distribution data, along with the ion-yield data, serve as the benchmarks for various theoretical models.

It is well known that advances in atomic, molecular and optical theory in the NSDI regime are severely hindered by the simultaneous action of three equally important and com-

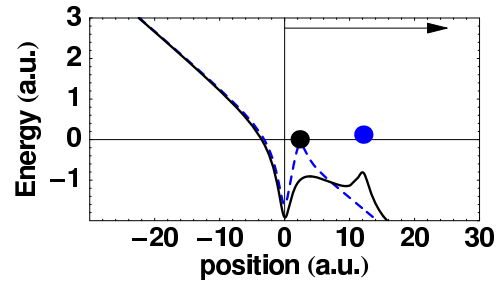


FIG. 1: Potential energies of two atomic electrons are sketched in the vicinity of the nuclear potential well at $x = 0$. The blue and black dots locate the two electrons, while the lines are the potential energy curves for each. Note that each curve has a peak at the other-colored dot, showing the effect of e-e repulsion. The overall slant is due to the laser force directed to the right, as shown by the arrow at top.

peting forces on the two electrons: Coulombic binding to the nucleus, Coulombic repulsion from each other, and the oscillating force of the intense laser field. The potential energies providing all of these forces are sketched in Fig. 1. However, as a guide, NSDI theory has for 10 years used the elementary few-step rescattering model [17, 18]. This is based on an empirical picture in which Coulomb forces are largely ignored in favor of a patchwork scenario in which one electron escapes the atom by quantum tunnelling, and then is classically forced back by the laser to the core where a quantum mechanical collision liberates both electrons at once.

We report here a new approach to understanding the double photoelectric mechanism that differs in spirit and in results from what we will now call the old rescattering model and its several extensions [19, 20]. The first difference is very important but still more or less natural - our new approach is able to include all Coulomb forces at all times, taking full account of the rapidly changing locations of both electrons, and not locking one electron near to the nucleus. The second difference is unnatural and radical by comparison - our approach makes no use at all of quantum theory. Two desirable results appear at once in calculations based on this completely classical approach: two-electron escape occurs without ever

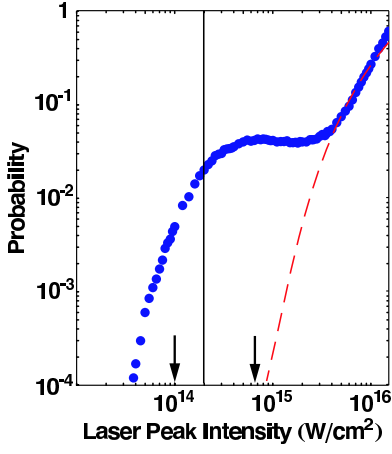


FIG. 2: The “knee” signature of NSDI data, here calculated classically, is shown clearly. The dashed curve (red) is inserted by hand to indicate the prediction made by sequential quantum tunneling theory and make clear the huge difference with the knee curve. The arrows indicate the two representative knee-region NSDI intensities analysed in the text, and the dashed vertical line shows where the (experimentally unobserved) intensity threshold predicted by the old rescattering theory would be.

invoking the quantum effect of tunneling, and the prediction of an unwanted intensity threshold, below which a rescattering electron is not energetic enough to knock out the second electron in one collision, disappears. These results might be considered accidental, except that the same calculations also lead to the anomalously high double-ion yield that is the principal signature of NSDI. This is shown in Fig. 2. In fact, with this theoretically radical non-quantized extension of the old rescattering model, calculations based on it reproduce the most prominent features of NSDI, including the recoil momentum distributions observed in COLTRIMS experiments.

Before we present the results of our calculations, we will briefly describe our completely classical method [21, 22, 23, 24]. There are several ways to proceed. It would make little sense to derive a sequence of predictions using calculations that are tied to only one atomic target species. The greatest interest lies in calculations that are the most general, so long as they add clarity to experimental findings and yield specific predictions. Thus we will depend on as few input parameters as possible, and start our calculations as generally as possible with a large microcanonical ensemble of initial conditions (see [21, 23]). In adhering to the mandates of simplicity and generality, we adopt the familiar one-dimensional AEA (aligned-electron approximation) [25], and go so far as to use its standard quasi-Coulomb potential $V(x) = -1/\sqrt{x^2 + a^2}$ with the soft-core parameter taken the same, $a = 1$, for all the electron-electron and electron-nucleus interactions.

We point out that our distributions of initial positions and momenta of the two electrons shown in Fig. 3 are notably different from one-electron distributions, where most of the time is spent away from the origin and near the turning points. Here both distributions fall off going away from the origin,

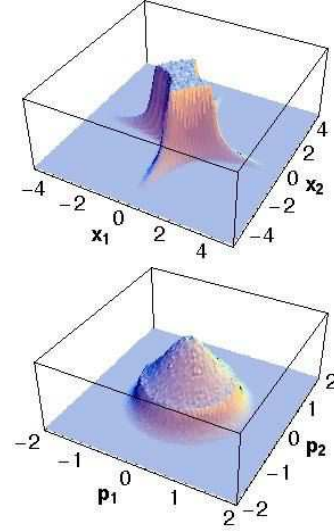


FIG. 3: The upper and lower panels show the position and momentum distributions of the initial ensemble with energy equal to -2.24 a.u.

and the coordinate distribution is actually closely similar to the quantum probability distribution of the ground state for the same model [21]. These distributions are easy to understand classically. For instance, by fixing the position of electron 1 at the nucleus, the dynamical constraint of electron 2 is governed by

$$\frac{p_1^2}{2} + \frac{p_2^2}{2} - \frac{1}{\sqrt{x_2^2 + 1}} = E_g + 2 = -0.24, \quad (1)$$

where E_g is the energy of this 2-e system. Eqn. (1) resembles the corresponding one-electron equation except for the presence of the kinetic energy of electron 1. Finite kinetic energy of electron 1 pushes the turning point of electron 2 closer to the center. We see here a small example of the effect of e-e classical correlation.

The energy of the ensemble is -2.24 a.u., chosen to equal the energy of the corresponding two-electron quantum ground state. We numerically follow a swarm of $10^4 - 10^6$ two-electron trajectories under an 8-cycle sinusoidal laser pulse with the experimental wavelength 780 nm (frequency $\omega = 0.0584$ a.u.) and a trapezoidal envelope. At the end of the laser pulse, the trajectories can be sorted for those that were doubly ionized. A statistical analysis can be compared with experimental results and the results of other theoretical models.

Now we will demonstrate how far one can go and what insights and predictions are available with a completely classical (CC for short) model [22, 23]. The first results were already shown in Fig. 2 where we see the probability of double ionization as a function of the peak intensity of the laser pulse. It shows the NSDI knee, which is the generic signature of high correlation. For the same intensities as explored in strong-field experiments the double ionization curve can be separated into two regimes: a “normal” sequential ionization regime at

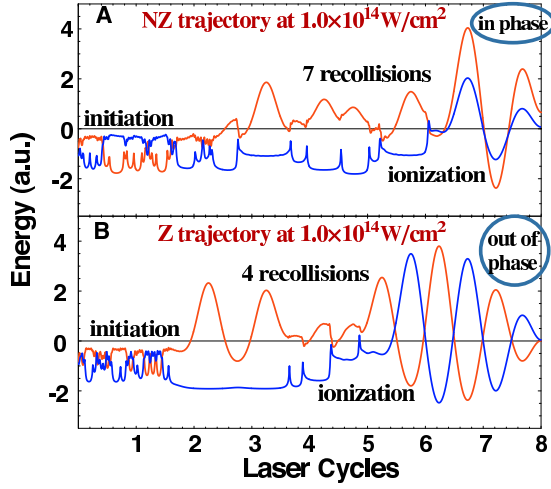


FIG. 4: Energy vs. time plots showing 4 distinct stages of NSDI for two knee-region trajectories. The fainter orange line tracks the energy of an electron that is first tightly bound. It becomes quasi-free without tunneling and returns for a number of recollisions. The darker blue line tracks the energy of an inner electron, which becomes less and less tightly bound during the multiple recollisions before the double ionization event. Note that the many e-e interactions are indicated by the randomly timed spikes.

intensities higher than the knee, and the “anomalous” high-count NSDI regime at intensities that include the knee and go below it. The separation of the regimes shown by this model falls in the neighborhood of $I = 10^{15} \text{ W/cm}^2$, just as in most experiments.

To exploit the CC approach we show in Fig. 4 a type of energy analysis of the time histories of NSDI trajectories. The four histories shown were obtained for $I = 1.0 \times 10^{14} \text{ W/cm}^2$, one of the intensities in the high correlation region marked in Fig. 2. Each plot in Fig. 4 covers many cycles of the laser pulse and the vertical scales indicate the energies of the electrons. The energies plotted are, for each electron, the sum of all types: kinetic energy, electron-nucleus binding energy, e-e correlation energy and laser field interaction energy. A quick glance at the energetics shows that we can divide the evolution of CC trajectories into four distinct stages, which we now believe can be taken as universal to NSDI: initiation, recollision, ionization and jitter. This characterization is not far from that conjectured by Yudin and Ivanov [20] on the basis of selected Newtonian trajectories for a single electron. Our pictures show details in a time domain not seen before (2e dynamics prior to single ionization), and they also reveal a previously unremarked electron-pair phasing. Below we correlate this phasing with momentum properties of the electron-ion products in an intuitively appealing way. One can easily interpret each of the four NSDI stages.

Initiation stage: Both electrons are confined in bound orbits in the nuclear potential. In contrast to the old rescattering picture, neither electron is quiescent. Many rapid e-e interactions occur as the laser pulse is turning on (i.e., in the first two laser cycles). This is already suggested by Fig. 1, which shows the

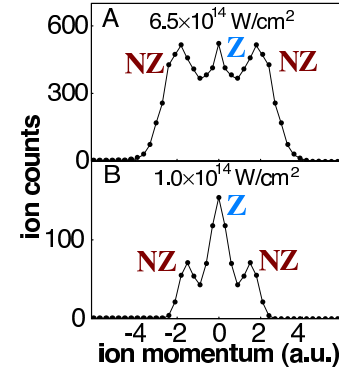


FIG. 5: Final ion momentum distributions calculated classically using the ensemble method. The letters Z and NZ label the peaks of the broad but distinct groups of trajectories with small or Zero ion momentum and substantially Non-Zero ion momentum respectively.

e-e repulsion of each electron for the other, with neither electron located at the nuclear core, two features absent from the old model. As the laser field grows in strength it tips the binding potential further down and one electron can gather energy from the other electron, and escape without tunneling.

Recollision stage: The semi-liberated electron returns to the core. It is possible to have more than one return, and with each return the efficiency of energy transfer rests on the relative motional phase between the two electrons. The many-return element explains the absence of the old model’s undesired threshold intensity.

Ionization stage: A single collision leads to very rapid and highly correlated double ionization. Except that it occurs after several recollisions, not the first, this abrupt ionization is part of the old rescattering picture too.

Jitter stage: At the time they are ionized the two electrons exhibit jitter oscillations that are nearly exactly in phase or out of phase with each other. The in-phase electrons escape the suppressed binding potential in the same half laser cycle after the final e-2e collision, and are located on the same side of the nucleus. The out of phase events find the second electron to be field-ionized (rather than directly collision-ionized) in an odd half-cycle after the first one departs, and are located on the opposite side of the nucleus.

The four stages of NSDI illustrated in Fig. 4 are the necessary steps in a classical correlation mechanism and valid in the intensity range where the enhancement of ion yield is observed. Support for this comes from the jitter phasing mentioned above. It provides an intuitively natural explanation for a prominent feature of the recoil ion momentum (the sum of individual electron momenta) distributions obtained for helium, neon and argon. This feature is the tendency for the momentum distributions to exhibit three symmetric and broad but reasonably well separated peaks rather than one. We have previously denoted these as the non-zero (NZ) and zero (Z) recoil momentum peaks [24]. Fig. 5 shows a CC calculation of such momentum distributions with peaks labelled either Z or NZ. Jitter trajectories that are out of phase naturally have a

practically zero sum of electron momentum, corresponding to the Z recoil peaks, and the opposite is expected for in-phase jitter motion, which corresponds to fully additive electron momenta, as in the NZ peaks. Furthermore, the CC approach predicts that as the laser intensity decreases the NZ fraction also decreases, as has been reported for helium [13], and as the laser intensity decreases, the width of the momentum distribution decreases, as has also been observed experimentally [13, 14].

In summary, we have made an entirely classical study of the response of two-electron atoms to intense short-pulse laser radiation in the non-sequential double ionization (NSDI) regime. Our purpose is not to find agreement with NSDI data specific to any real atom, but to determine whether it is reasonable to assign the strong electron correlation associated with NSDI to classical origins. This is clearly the case and the consequences are important because a straightforward and numerically easy route is now opened up for undertaking systematic and wide-ranging exploration of time-dependent and phase-coherent atomic multi-electron effects in a strong radiation field. It is beginning to be widely accepted that multi-electron effects will play an observable role in forthcoming work at the ultra-short high-intensity frontier [2, 3, 4, 5]. It is intriguing to guess that experimenters have already been registering some three-electron effects with NSDI observations without knowing it.

Finally, as support for our positive conclusion we have shown that the CC model can reproduce all the major elements of experimental NSDI. It is important, we believe, that this can be done within a completely classical framework, without recourse to tunneling or other quantum mechanisms. In particular, we have shown how central is the role of e-e dynamical interaction in the ionizing dynamics, and in determining the position and momentum distributions of the initial ensemble. The strongly dynamical character of the e-e interaction has previously been undervalued, but in the CC model it clearly facilitates the required energy exchange between electrons. Different multiple-recollision channels produce trajectories with different final momenta, producing similar or opposite jitter phasings, which underlie the NZ and Z trajectories, respectively. Most importantly, we have shown that the major signatures of NSDI, at least those that are observed experimentally, can be understood using classical physics, leaving only a minor (or possibly future) role for quantum effects to play.

Acknowledgements: This work was supported by NSF

grant PHY-0072359. We have benefitted from discussions on this topic with W. Becker, P.B. Corkum, L.M. DiMauro, M. Yu. Ivanov, W. Sandner and D. Zeidler.

-
- [1] A. Einstein, *Ann. Phys.* **17**, 132 (1905).
 - [2] For example, “Strong field path control using attosecond pulse trains,” K.J. Schafer, M. B. Gaarde, A. Heinrich, J. Biegert and U. Keller, *Phys. Rev. Lett.* **92**, 023003 (2004)
 - [3] For example, “Sub-laser-cycle electron pulses for probing molecular dynamics”, H. Niikura, *et al.*, *Nature* **417**, 917 (2002).
 - [4] For example, “Coherent Soft X-ray Generation in the Water Window with Quasi-Phase Matching”, E. A. Gibson, *et al.*, *Science* **302**, 95 (2003).
 - [5] For example, “Attosecond control of electronic processes by intense light fields”, A. Baltuška, *et al.*, *Nature* **421**, 611 (2003).
 - [6] M. V. Ammosov, N. B. Delone and V. P. Krainov, *Sov. Phys. JETP* **64**, 1191 (1986).
 - [7] A. Becker and F. H. M. Faisal, *Phys. Rev. A* **59**, R1742 (1999).
 - [8] S.P. Goreslavskii, S.V. Popruzhenko, R. Kopold, and W. Becker, *Phys. Rev. A* **64**, 053402 (2001).
 - [9] L.-B. Fu, J. Liu and S.-G. Chen, *Phys. Rev. A* **65**, 021406(R) (2002).
 - [10] J. S. Parker *et al.*, *J. Phys. B* **36**, L393 (2003).
 - [11] D. N. Fittinghoff, P. R. Bolton, B. Chang and K. C. Kulander, *Phys. Rev. Lett.* **69**, 2642 (1992).
 - [12] B. Walker *et al.*, *Phys. Rev. Lett.* **73**, 1227 (1994).
 - [13] Th. Weber *et al.*, *Phys. Rev. Lett.* **84**, 443 (2000).
 - [14] Th. Weber *et al.*, *J. Phys. B* **33**, L127 (2000).
 - [15] B. Feuerstein *et al.*, *Phys. Rev. Lett.* **87**, 043003 (2001).
 - [16] M. Weckenbrock *et al.*, *Phys. Rev. Lett.* **92**, 213002 (2004).
 - [17] K.C. Kulander, K. J. Schafer and J.L. Krause, in *Super Intense Laser-Atom Physics*, B. Piraux, A. L’Huillier and K. Rzazewski, Eds. (Plenum, New York), 95 (1993).
 - [18] P. B. Corkum, *Phys. Rev. Lett.* **71**, 1994 (1993).
 - [19] T. Brabec, M. Yu. Ivanov and P. B. Corkum, *Phys. Rev. A* **54**, R2551 (1996).
 - [20] G.L. Yudin and M. Yu. Ivanov, *Phys. Rev. A* **63**, 033404 (2001).
 - [21] R. Panfili, J. H. Eberly and S. L. Haan, *Opt. Express* **8**, 431 (2001).
 - [22] S. L. Haan, P. S. Wheeler, R. Panfili and J. H. Eberly, *Phys. Rev. A* **66**, 061402(R) (2002).
 - [23] R. Panfili, S. L. Haan, and J. H. Eberly, *Phys. Rev. Lett.* **89**, 113001 (2002).
 - [24] P.J. Ho and J.H. Eberly, *Opt. Express* **11**, 2826 (2003).
 - [25] J. Javanainen, J.H. Eberly and Q. Su, *Phys. Rev. A* **38**, 3430 (1987).