

A right-handed isotropic medium with a negative refractive index

Yi-Fan Chen,* Peer Fischer, and Frank W. Wise

Department of Applied and Engineering Physics, Cornell University, Ithaca, NY 14853, USA

(Dated: November 19, 2018)

The sign of the refractive index of any medium is solely determined by the requirement that the propagation of an electromagnetic wave obeys Einstein causality. Our analysis shows that this requirement predicts that the real part of the refractive index may be negative in an isotropic medium even if the electric permittivity and the magnetic permeability are both positive. Such a system may be a route to negative index media at optical frequencies. We also demonstrate that the refractive index may be positive in left-handed media that contain two molecular species where one is in its excited state.

PACS numbers: 41.20.Jb, 78.20.Ci, 42.25.Fx

In 1968 Veselago [1] considered the electrodynamic properties of isotropic media where the real part of the electric permittivity ϵ and the real part of the magnetic permeability μ are simultaneously negative. Veselago showed that if $\epsilon, \mu < 0$ then the electric field \mathbf{E} , the magnetizing field \mathbf{H} and the wave-vector \mathbf{k} form a left-handed orthogonal set, contrary to all known naturally-occurring materials where the triplet of these vectors is right-handed. Media with both negative electric permittivity and magnetic permeability are referred to as left-handed materials (LHM) at the frequencies for which $\epsilon, \mu < 0$.

A consequence of simultaneously negative ϵ and μ is that the Poynting vector $\mathbf{S} = \mathbf{E} \times \mathbf{H}$ and the wave-vector $\mathbf{k} = (\omega/|\mathbf{E}|^2)\mathbf{E} \times \mathbf{B}$ point in opposite directions for a monochromatic plane wave with angular frequency ω , as here the direction of the magnetic field necessarily opposes that of the magnetizing field, $\mathbf{B} = \mu\mathbf{H}$ [1]. Veselago argued that the direction of the energy flow (\mathbf{S}) must point away from its source and thereby reached the surprising conclusion that in LHM the wave-vector points toward the source [1]. This in turn led to the prediction that LHM exhibit a negative refractive index, as well as reversed Doppler and Cherenkov effects [1].

No naturally-occurring isotropic material is known to have $\epsilon, \mu < 0$ at the same frequency, since the underlying polarizabilities and magnetizabilities, in general, exhibit different frequency responses (resonances). Pendry *et al.* thus [2] suggested that structures containing metal strips and split-ring resonators could be engineered such that both ϵ and μ are negative at microwave frequencies. Shelby *et al.* [3] subsequently reported the observation of negative refraction at 10.5 GHz in a left-handed metamaterial. There are to date no experimental reports of homogeneous, isotropic media that exhibit a negative refractive index at optical frequencies. We note that neither photonic crystals [4, 5], nor birefringent crystal assemblies [6] are isotropic and can therefore not be characterized by a single, scalar refractive index.

In this Letter we consider several cases in which negative refraction may be achieved in isotropic and homogeneous media. Some aspects of the connection between Einstein causality and the sign of the refractive index have been discussed previously [7, 8]. Here we show that a standard analysis of causal wave-propagation, as first discussed by Sommerfeld and Brillouin [9], reveals that the real part of the refractive index, $\text{Re}[\tilde{n}(\omega)]$, may in principle be of either sign for a LHM. Remarkably, a negative refractive index, $\text{Re}[\tilde{n}(\omega)] < 0$, may be observed even when both $\epsilon, \mu > 0$ (i.e. a right-handed medium (RHM)). This may be particularly promising for the observation of negative refraction and associated phenomena [1, 10] at optical frequencies in isotropic media.

We begin by writing the wave equations for a homogeneous isotropic linear medium in a source-free region as

$$\begin{cases} (\nabla)^2 \tilde{\mathbf{E}}(\mathbf{r}, \omega) &= -\omega^2 \tilde{\epsilon}(\omega) \tilde{\mu}(\omega) \tilde{\mathbf{E}}(\mathbf{r}, \omega) \\ (\nabla)^2 \tilde{\mathbf{B}}(\mathbf{r}, \omega) &= -\omega^2 \tilde{\epsilon}(\omega) \tilde{\mu}(\omega) \tilde{\mathbf{B}}(\mathbf{r}, \omega). \end{cases} \quad (1)$$

$\tilde{\mathbf{E}}(\mathbf{r}, \omega)$ and $\tilde{\mathbf{B}}(\mathbf{r}, \omega)$ are the complex Fourier transforms of the corresponding real fields $\mathbf{E}(\mathbf{r}, t)$ and $\mathbf{B}(\mathbf{r}, t)$, where the Fourier transforms in (1) are defined as

$$\tilde{f}(\omega) = \frac{1}{\sqrt{2\pi}} \int_{-\infty}^{\infty} f(t) e^{i\omega t} dt. \quad (2)$$

The vector equations have a common form for each Cartesian component and can be simplified to

$$\frac{\partial^2 \tilde{g}(z, \omega)}{\partial z^2} = -\omega^2 \tilde{\epsilon}(\omega) \tilde{\mu}(\omega) \tilde{g}(z, \omega), \quad (3)$$

if we consider a general plane wave propagating in the $+z$ direction. The equation has the time-domain Green function solutions

$$\begin{aligned} g(z, t) &= \frac{1}{\sqrt{2\pi}} \int_{-\infty}^{\infty} \tilde{g}(z, \omega) e^{-i\omega t} d\omega \\ &= \frac{1}{\sqrt{2\pi}} \int_{-\infty}^{\infty} e^{i(\tilde{k}(\omega)z - \omega t)} d\omega, \end{aligned} \quad (4)$$

where $\tilde{k}(\omega) \equiv \omega \sqrt{\tilde{\epsilon}(\omega) \tilde{\mu}(\omega)} \equiv \tilde{n}(\omega) \omega / c$, and $\tilde{n}(\omega)$ is the complex refractive index. We note that $\tilde{k}(\omega)$ is in general

*Corresponding author: yc245@cornell.edu

not single-valued. Only when all branch-cuts have been defined and when a certain branch-cut has been chosen does $\tilde{k}(\omega)$ become analytic (see for instance [11]) such that the sign of the refractive index can be determined. The causal propagation of an electromagnetic wave requires that the Green functions $g(z, t) = 0$ for $t < (z/c)$ (see also [12]). Further, the following conditions hold i) due to a material's finite bandwidth $\tilde{\epsilon}(\omega) \rightarrow \epsilon_0$ and $\tilde{\mu}(\omega) \rightarrow \mu_0$ as $|\omega| \rightarrow \infty$, and ii) $\tilde{k}(\omega)$ is analytic in the upper-half of the complex ω -plane. The latter implies that not only the poles but also the zeros of $\tilde{\epsilon}(\omega)$ and $\tilde{\mu}(\omega)$ must lie outside the upper-half of the complex ω -plane, such that the material response is causal. This can be shown using Titchmarsh's theorem [11, 13]. The branch-cuts of $\tilde{k}(\omega)$ can then be chosen to lie outside the upper-half of the complex ω -plane, and (the principal) branch of $\tilde{k}(\omega) \rightarrow (\omega/c)$ can be chosen to lie on the real ω axis as $|\omega| \rightarrow \infty$.

It is then possible to evaluate the integral in Eq. (4) by closing the contour in the upper-half of the complex ω -plane, and it follows that $g(z, t) = 0$ for $t < (z/c)$, as is required by causality [9, 14, 15, 16].

We now express the permittivity and the permeability in terms of Lorentz oscillator models as their generality facilitates the discussion of the refractive index for a variety of systems, such as atoms in the gas phase, conductors near a plasmon resonance, or any medium whose optical properties are directly related to the underlying molecular polarizabilities and magnetizabilities. The electric permittivity $\tilde{\epsilon}(\omega)$ and the magnetic permeability $\tilde{\mu}(\omega)$ may then be written as

$$\begin{aligned}\tilde{\epsilon}(\omega) &= \epsilon_0 \left(1 + \frac{F}{\omega_{\text{pole-}\epsilon}^2 - (\omega + i\Gamma)^2} \right) \\ &= \epsilon_0 \frac{(\omega + i\Gamma)^2 - \omega_{\text{zero-}\epsilon}^2}{(\omega + i\Gamma)^2 - \omega_{\text{pole-}\epsilon}^2}\end{aligned}\quad (5)$$

$$\begin{aligned}\tilde{\mu}(\omega) &= \mu_0 \left(1 + \frac{G}{\omega_{\text{pole-}\mu}^2 - (\omega + i\Gamma)^2} \right) \\ &= \mu_0 \frac{(\omega + i\Gamma)^2 - \omega_{\text{zero-}\mu}^2}{(\omega + i\Gamma)^2 - \omega_{\text{pole-}\mu}^2},\end{aligned}\quad (6)$$

where $\omega_{\text{zero-}\epsilon}^2 = \omega_{\text{pole-}\epsilon}^2 + F$, and similarly $\omega_{\text{zero-}\mu}^2 = \omega_{\text{pole-}\mu}^2 + G$. F, G and Γ are all taken to be real. A system in the ground state corresponds to $F, G > 0$ and an inverted system has $F, G < 0$. The permittivity of the vacuum is ϵ_0 and its permeability is μ_0 . Γ is the half width at half maximum of the Lorentzian spectrum ($\Gamma > 0$). It is seen that eqns. (5) and (6) satisfy the conditions above.

Writing $\tilde{\epsilon}(\omega) = |\tilde{\epsilon}(\omega)|e^{i\phi_\epsilon(\omega)}$, it can be seen in Fig. 1 that the structures of the zeros and poles determine ϕ_ϵ . In the case of a non-inverted Lorentz oscillator, the contribution from the zero-pole pair yields a positive ϕ_ϵ , whereas for the inverted system, ϕ_ϵ is negative. For $\tilde{\epsilon}\tilde{\mu} = |\tilde{\epsilon}||\tilde{\mu}|e^{i(\phi_\epsilon + \phi_\mu)}$, the angle $\phi_\epsilon + \phi_\mu$ is thus determined by the zeros and poles of both $\tilde{\epsilon}$ and $\tilde{\mu}$, as is

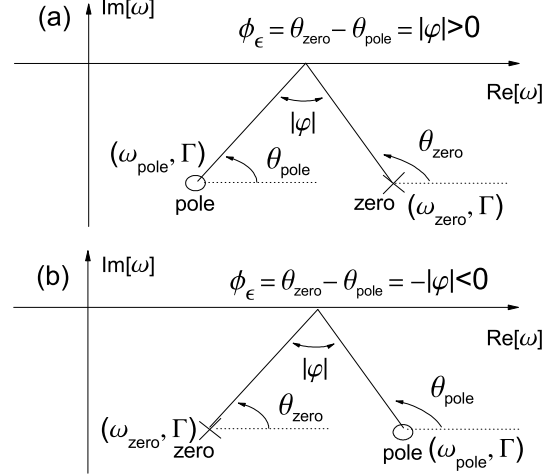


FIG. 1: The zero-pole pairs generated by (a) a non-inverted Lorentz oscillator ($F > 0$) and (b) an inverted Lorentz oscillator ($F < 0$). Only the poles and zeros for $\text{Re}[\omega] > 0$ are indicated, as the structures are symmetric with respect to $\text{Re}[\omega] = 0$.

shown in Fig. 2. It then follows that the refractive index $\tilde{n} = |\tilde{n}|e^{i\phi_n} = c\sqrt{\tilde{\epsilon}\tilde{\mu}} = c\sqrt{|\tilde{\epsilon}||\tilde{\mu}|}e^{i(\phi_\epsilon + \phi_\mu)/2}$ is uniquely determined. For propagating waves only the sign of its real part is of interest.

LHM with a positive refractive index: For the subsequent discussion we consider the cases for which the sign of F and G in equations (5) and (6) can independently vary. We suppose that this may, at least in principle, be achieved in a multi-component system or in certain multi-level systems. Considering a two-component system, we assume that in a certain frequency range the electric permittivity is dominated by one molecular species whereas the magnetic permeability is dominated by the other species. If only one of the species is inverted, then we may have F and G of opposite sign. Similarly, in an inverted one-component multi-level system there may be nearby lying states that have electric-dipole allowed, but magnetic-dipole forbidden transitions, such that the polarizability and magnetizability, which respectively underlie $\tilde{\epsilon}(\omega)$ and $\tilde{\mu}(\omega)$, are of opposite sign. If for these systems we describe $\tilde{\epsilon}(\omega)$ and $\tilde{\mu}(\omega)$ by an effective Lorentz oscillator model, then there are the following possible combinations: $F, G > 0$ (Fig. 2(a)), F and G of opposite sign (Fig. 2(b)), only one case is shown), and $F, G < 0$ (Fig. 2(c)).

A left-handed medium requires F in Eqn. (5) and G in Eqn. (6) to be large compared to Γ , such that $|\varphi_\epsilon|$ and $|\varphi_\mu|$ exceed $(\pi/2)$, and such that both $\text{Re}[\tilde{\epsilon}(\omega)]$ and $\text{Re}[\tilde{\mu}(\omega)]$ are negative for some range of ω . However, since $\phi_n = (\phi_\epsilon + \phi_\mu)/2$ and since ϕ_ϵ and ϕ_μ can be of either sign, $|\phi_n|$ can be smaller than $(\pi/2)$ depending on the specific form of the zero-pole pair structure. Hence, a

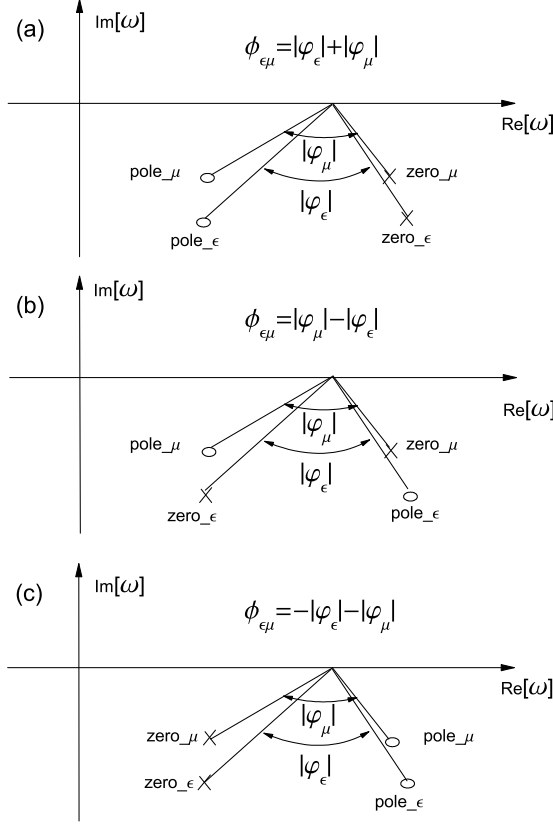


FIG. 2: Three of the possible four different types of zero-pole pairs are shown for LHM: (a) $F > 0$ and $G > 0$, (b) $F < 0$ and $G > 0$ (c) $F < 0$ and $G < 0$. The one not show here is a trivial case one can get by exchanging the role of ϵ and μ in (b).

LHM does not necessarily need to have a negative refractive index. Table I lists the four possible combinations. To our knowledge only the passive LHM (Type I) has been discussed previously.

RHM with a negative refractive index: Now, we show that even when both ϵ and μ are positive, i.e. a right-handed medium (RHM), the structures of the zeros and poles may in certain cases give rise to a negative refractive index. Remarkably, this can happen for a non-magnetic system and is therefore a potential route to negative index media at optical frequencies. We consider a two-component system with $\mu = \mu_0$ and with

$$\begin{aligned} \tilde{\epsilon}(\omega) &= \epsilon_0 \left(1 + \frac{\alpha}{\omega_{\text{pole1}}^2 - (\omega + i\Gamma)^2} + \frac{\beta}{\omega_{\text{pole2}}^2 - (\omega + i\Gamma)^2} \right) \\ &= \epsilon_0 \frac{((\omega + i\Gamma)^2 - \omega_{\text{zero1}}^2)((\omega + i\Gamma)^2 - \omega_{\text{zero2}}^2)}{((\omega + i\Gamma)^2 - \omega_{\text{pole1}}^2)((\omega + i\Gamma)^2 - \omega_{\text{pole2}}^2)}. \end{aligned} \quad (7)$$

We further assume that $\omega_{\text{pole2}} > \omega_{\text{pole1}}$. ω_{zero1} and ω_{zero2} depend on α and β . Generally, α and β are independent

LHM	ϕ_ϵ	ϕ_μ	$\text{Re}[\tilde{n}]$
Type I: $F > 0$ $G > 0$	$(\pi/2) < \phi_\epsilon < \pi$	$(\pi/2) < \phi_\mu < \pi$	< 0
Type II: $F < 0$ $G > 0$	$-\pi < \phi_\epsilon < -(\pi/2)$	$(\pi/2) < \phi_\mu < \pi$	> 0
Type III: $F > 0$ $G < 0$	$(\pi/2) < \phi_\epsilon < \pi$	$-\pi < \phi_\mu < -(\pi/2)$	> 0
Type IV: $F < 0$ $G < 0$	$-\pi < \phi_\epsilon < -(\pi/2)$	$-\pi < \phi_\mu < -(\pi/2)$	< 0

TABLE I: Different LHM where F and G are defined in eqns. (5) and (6), and where $\phi_n = (\phi_\epsilon + \phi_\mu)/2$.

of each other, however, to simplify the discussion we consider the case for which

$$\begin{aligned} \alpha &= \alpha_0(\omega_{\text{pole2}}^2 - \omega_{\text{pole1}}^2) > 0, \\ \beta &= -(\sqrt{\alpha_0} \mp 1)^2(\omega_{\text{pole2}}^2 - \omega_{\text{pole1}}^2) < 0, \end{aligned} \quad (8)$$

so that the two zeros are equal,

$$\omega_{\text{zero1}}^2 = \omega_{\text{zero2}}^2 = \omega_{\text{pole1}}^2 \pm \sqrt{\alpha_0}(\omega_{\text{pole2}}^2 - \omega_{\text{pole1}}^2), \quad (9)$$

where α_0 is a positive real number. The poles and zeros for the upper sign in Eqn. (8) and Eqn. (9) are shown in Fig. 3. Provided that α_0 is large enough, one may have

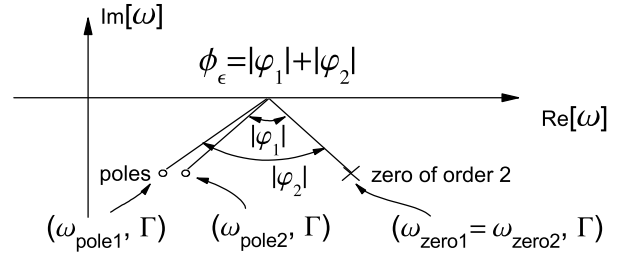


FIG. 3: The zero-pole structures for a RHM system with negative refractive index.

$(3\pi/4) < |\varphi_1| < \pi$ and $(3\pi/4) < |\varphi_2| < \pi$, such that $(3\pi/2) < \phi_\epsilon < 2\pi$. Hence, the real part of $\tilde{\epsilon}$ is positive. Given that $\mu = \mu_0$ is real and positive, the system is a RHM. However, the refractive index will have a negative real part, since $(3\pi/4) < \phi_n = (\phi_\epsilon/2) < \pi$. Similarly, for the lower sign in Eqn. (8) and Eqn. (9) (not shown in the figure), we can have $-2\pi < \phi_\epsilon < -(3\pi/2)$. Hence, the real part of $\tilde{\epsilon}$ is again positive and the system is also

a RHM. The refractive index will also have a negative real part, since $-\pi < \phi_n = (\phi_\epsilon/2) < -(3\pi/4)$. It is interesting to note that for this system the imaginary part of the refractive index is now negative. This indicates that while the system with the upper sign in Eqn. (8) and Eqn. (9) is lossy, the system with the lower sign has gain.

Numerical estimates show that for certain frequency ranges RHM with negative refractive index may be realized experimentally. We considered gas-phase as well as condensed-phase media, and here we provide two specific examples using values typical of condensed molecular media. In these examples the number densities are somewhat high, however, the results show that it is plausible that such systems may be realized.

α and β are given by

$$\alpha = \frac{2N_1\bar{p}_1^2\omega_{\text{pole1}}}{\epsilon_0\hbar} \quad \text{and} \quad \beta = \frac{2N_2\bar{p}_2^2\omega_{\text{pole2}}}{\epsilon_0\hbar}, \quad (10)$$

where \bar{p}_1 and \bar{p}_2 are the transition dipole moments, and N_1 and N_2 the number densities of molecular species 1 and 2, respectively. We now assume that species 1 is in its ground state and has $N_1 = 3 \times 10^{28} \text{ m}^{-3}$ with a resonance at $\omega_{\text{pole1}} = 14,000 \text{ cm}^{-1}$. Further, we take $\bar{p}_1 = \bar{p}_2 = 3$ Debye, and $\Gamma = 400 \text{ cm}^{-1}$. If species 2 is in the excited state at $\omega_{\text{pole2}} = 20,000 \text{ cm}^{-1}$ with $N_2 = 2.52 \times 10^{27} \text{ m}^{-3}$, then the real part of the refractive index becomes negative between 445 and 530 nm. For the wavelengths between 455 and 495 nm the material is moreover right-handed, i.e., the real part of the refractive index dominates, and reaches -1.2 in this wavelength range. The parameters used above are based on the upper sign in Eqn. (8) and Eqn. (9), and the system is lossy for the frequency range where the real part of the refractive index becomes negative, as can be seen in Fig. 4(a).

Similarly, we can envision a system with gain by considering the lower sign case in Eqn. (8) and Eqn. (9). Assuming, $N_1 = 2 \times 10^{27} \text{ m}^{-3}$ for the non-inverted species, $N_2 = 1.75 \times 10^{28}$ for the inverted species, $\omega_{\text{pole1}} = 14,000 \text{ cm}^{-1}$, $\omega_{\text{pole2}} = 20,000 \text{ cm}^{-1}$, $\Gamma = 400 \text{ cm}^{-1}$, and taking $\bar{p}_1 = \bar{p}_2 = 3$ Debye, we find that the real part of the refractive index becomes negative (for the wavelength range 650 to 920 nm), and within the range of 720 to 915 nm, the material is right-handed and its refractive index reaches -1.1 (see Fig. 4(b)). However, now the imaginary part of the index is also negative, i.e. the system

has gain which may facilitate observation of the effect. It is also clear that a negative refractive index can appear when the material is not right-handed, i.e. when the real part of the permittivity is negative.

We have considered the connection between Einstein causality and the refractive index based on Sommerfeld and Brillouin theory of causal wave propagation [9, 14, 15, 16]. The refractive index is uniquely determined for any given ϵ and μ . Considering both inverted systems and two-component systems, we have shown that a LHM does not need to have a negative refractive index. We predict the existence of non-magnetic RHM systems

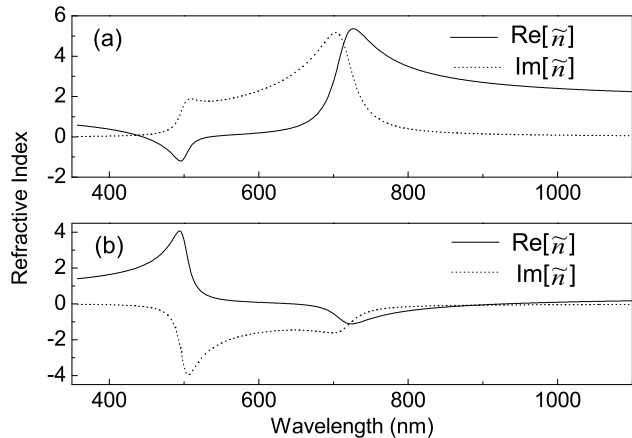


FIG. 4: Shown are the real and imaginary parts of the refractive index. See text for details.

where the real part of the refractive index is negative. The latter suggests a new class of negative refractive index media and may be particularly promising for experiments at optical frequencies.

Acknowledgments

This work was supported by the National Science Foundation (PHY-0099564, CHE-0095056). P.F. is grateful for a grant from the Eppley Foundation for Research.

[1] V. G. Veselago, *Sov. Phys. Usp.* **10**, 509 (1968).
 [2] J. B. Pendry, A. J. Holden, D. J. Robbins, and W. J. Stewart, *IEEE Trans. Microwave Theory Tech.* **47**, 2075 (1999).
 [3] R. A. Shelby, D. R. Smith, and S. Schultz, *Science* **292**, 77 (2001).
 [4] E. Cubukcu, K. Aydin, E. Ozbay, S. Foteinopoulou, and C. M. Soukoulis, *Nature* **423**, 604 (2003).

[5] P. V. Parimi, W. T. Lu, P. Vodo, and S. Sridhar, *Nature* **426**, 404 (2003).
 [6] Y. Zhang, B. Fluegel, and A. Mascarenhas, *Phys. Rev. Lett.* **91**, 157404 (2003).
 [7] D. R. Smith and N. Kroll, *Phys. Rev. Lett.* **85**, 2933 (2000).
 [8] M. Mojahedi, K. J. Malloy, G. V. Eleftheriades, J. Woodley, and R. Y. Chiao, *IEEE J. Sel. Top. Quantum Elec-*

tron. **9**, 30 (2003).

- [9] L. Brillouin, *Wave Propagation and Group Velocity* (Academic Press, New York, 1960).
 [10] J. B. Pendry, Phys. Rev. Lett. **85**, 3966 (2000).
 [11] G. Arfken, *Mathematical Methods for Physicists* (Academic Press, 1937).
 [12] The field $\psi(z, t)$ due to an arbitrary source $s(t)$ located at $z = 0$ is given by

$$\psi(z, t) = \left(\frac{1}{\sqrt{2\pi}}\right) \int_{-\infty}^{\infty} s(t')g(z, t - t')dt'.$$

- Given that $g(z, t) = 0$ for $t < (z/c)$, the field $\psi(z, t)$ depends only on the source $s(t)$ for time later than $t > (z/c)$, such that the "onset of the disturbance" (c.f. [9]) propagates at exactly the speed c .
 [13] E. C. Titchmarsh, *Introduction to the Theory of Fourier Integrals* (Oxford University Press, 1937).
 [14] R. Y. Chiao and A. M. Steinberg, in Progress in Optics E, **37**, 345 (1997).
 [15] G. Diener, Phys. Lett. A **223**, 327 (1996).
 [16] P. W. Milonni, J. Phys. B **35**, R31 (2002).