

# Rotational cooling of molecules using lamps

I. S. Vogelius and L. B. Madsen and M. Drewsen<sup>†</sup>

Department of Physics and Astronomy, University of Aarhus, 8000 Århus C, Denmark

<sup>†</sup> Department of Physics and Astronomy, University of Aarhus, 8000 Århus C, Denmark and QUANTOP- Danish National Research Foundation Center for Quantum Optics

**Abstract.** We investigate theoretically the application of tailored incoherent far-infrared fields in rotational cooling of translationally cold polar molecules. The cooling schemes are based on a far-infrared light field inducing selected rotational transitions in combination with laser excitation of a single rovibrational transition. The cooling schemes are effective on a timescale shorter than the typical unperturbed trapping time in ion traps and comparable to the trapping times that can be obtained for neutral molecules.

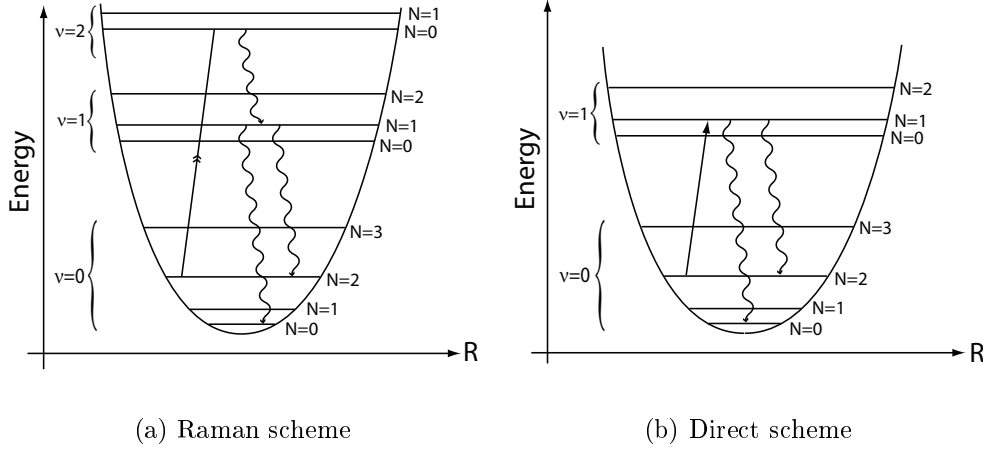
PACS numbers: 33.80.Ps, 33.20.Vq, 82.37.Vb

In recent years, the physics of cold molecules has become a very active research area (Doyle and Friedrich, 1999; Williams and Julienne, 2000; Weinstein et al., 1998; Egorov et al., 2002; Bethlem et al., 2002; Mølhave and Drewsen, 2000; Jochim et al., 2003; Zwierlein et al., 2003; Greiner et al., 2003). It is expected that the ability to cool and trap molecules will provide new experimental data of relevance for studies of ultra-cold dilute gases (Santos et al., 2000) and open new areas of research such as quantum controlled chemistry and molecular quantum logics (Demille, 2002; Tesch and de Vivie-Riedle, 2002). Unfortunately, the complex structure of internal molecular levels impedes the formation of closed optical pumping cycles necessary for applying the laser cooling schemes developed for atoms. Hence, alternative routes for obtaining cold molecules have been sought, but so-far only a few methods have been sufficiently simple to have allowed for experimental demonstration. These schemes include production of cold molecules from an ultracold cloud of atoms using a tunable Feshbach resonance (Zwierlein et al., 2003; Jochim et al., 2003; Regal et al., 2003; Greiner et al., 2003; Cubizolles et al., 2003) or photoassociation (Vanhaecke et al., 2002; Kerman et al., 2004), cooling by collision with a low temperature buffer gas (Weinstein et al., 1998; Egorov et al., 2002), deceleration and trapping of polar molecules by electric fields (Bethlem et al., 2002; Bethlem and Meijer, 2003; van de Meerakker et al., 2003), and sympathetic translational cooling of ionic molecules (Mølhave and Drewsen, 2000; van Eijkelenborg et al., 1999).

If cold polar molecules in a room temperature environment is the goal, coupling of the molecules to the blackbody radiation (BBR) will, on a timescale of tens of seconds, distribute population over several rotational levels while possibly leaving the molecules in their vibrational ground state (Hechtfisher et al., 1998; Amitay et al., 1998). When long trapping times and long intervals between collisions are available, it is, however, possible to use BBR constructively in combination with laser-induced rovibrational transitions to assist rotational cooling (Vogelius et al., 2002).

Here we discuss the surprising possibility to rotationally cool polar molecules, which are already translationally cold, by applying the incoherent far-infrared radiation field from a lamp to drive selected rotational transitions in combination with just a single laser-excited rovibrational transition. As we shall discuss below, such cooling schemes are, from an experimental point of view, significantly simpler than previous schemes (Vogelius et al., 2002) which required two laser-induced transitions. Based on the constraints set by the spectral density profile of a realistic mercury lamp (Kimmit et al., 1996), the incoherent field is tailored for optimum cooling into the rovibrational ground state. The timescale for the cooling is found to be shorter than the typical unperturbed trapping time in an ion trap (Mølhave and Drewsen, 2000) and comparable to realistic trapping times for neutral molecules (van de Meerakker et al., 2001).

The laser excitations and subsequent spontaneous emission paths for the considered schemes are presented in figure 1 with laser-induced transitions being either (a) Raman transitions via an excited electronic state or (b) direct transitions between rovibrational levels. With  $(\nu, N)$  denoting the vibrational  $\nu$  and rotational  $N$  quantum numbers, the



**Figure 1.** Molecular Born-Oppenheimer potential energy curves including indications of laser driven transitions and subsequent possible spontaneous decay paths relevant for the (a) Raman scheme, (b) the direct scheme. Line with double-arrow: transition between rovibrational states driven by Raman pulses. Line with single-arrow: direct dipole laser excitations. Wiggly arrows: spontaneous decays. The internuclear distance is denoted by  $R$ .

effect of the laser-induced transitions is to pump the molecule into the  $(0, 0)$  ground state. This is realized by a pumping cycle composed of (i) excitation from the  $(0, 2)$  state to an excited vibrational level and (ii) subsequent dipole allowed radiative decays. Assuming an initially broad rotational distribution in thermal equilibrium with the environment at 300 K, the repeated depletion of the  $(0, 2)$  state will then result in a transfer of population towards the rotational ground state by BBR-induced rotational transitions. Due to the nature of the BBR no control of the strength of individual rotational transitions is possible. This can, however, be obtained by introducing an additional incoherent far-infrared radiation field derived from, e.g., a high-pressure mercury lamp, and by applying frequency filters. In this way, it is possible to tailor the radiation intensity around the individual rotational transitions. One can for instance use a dichroic filter as a high-pass filter (Winnewisser et al., 1999) such that the rate of the  $(0, 1) \leftrightarrow (0, 2)$  cooling transition will be enhanced without effecting the rate of the  $(0, 0) \leftrightarrow (0, 1)$  heating transition.

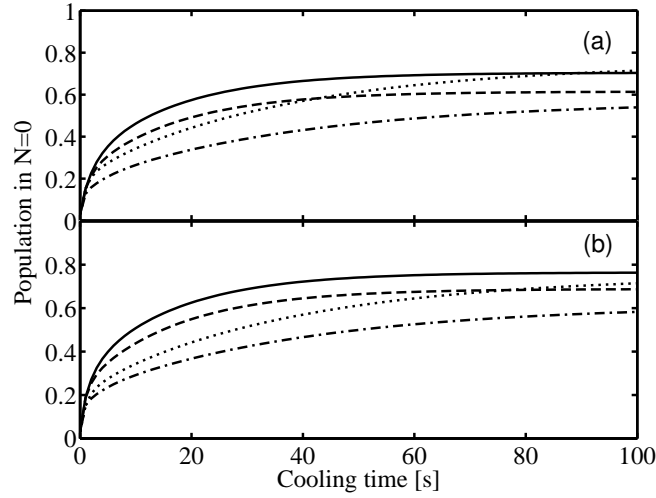
Though the cooling schemes should work for a large variety of ions and neutrals, we now focus on implementations in the particular case of  $\text{MgH}^+$  which has been translationally cooled experimentally (Mølhave and Drewsen, 2000). We showed previously that the laser intensities needed to saturate the Raman transition depicted in figure 1(a) in  $\text{MgH}^+$  are readily obtained by standard pulsed laser systems (Vogelius et al., 2002). For the direct scheme (figure 1(b)), the infrared field could be obtained either by difference-frequency generation or by applying an optical parametric oscillator based on the beam of a pulsed Nd:YAG laser (Shi et al., 2002; Vodopyanov et al., 1999). At the wavelength  $\simeq 5.9 \mu\text{m}$  needed to drive the  $(0, 2) \leftrightarrow (1, 1)$  transition

in  $\text{MgH}^+$  (Huber and Herzberg, 1979), infrared-light generating nonlinear crystals can typically deliver an energy of  $\sim 10 \mu\text{J}$  per 10 ns pulse. Given the Einstein A-coefficient of  $\simeq 20 \text{ s}^{-1}$  for the relevant transition (Vogelius et al., 2002), and assuming a maximum detuning of 1 GHz due to fluctuations in the frequency of the laser light, saturation of the transition during a 10 ns pulse requires an averaged intensity of  $100 \text{ W/mm}^2$ , corresponding to a  $1 \mu\text{J}$  pulse focused to a realistic beam spot size of  $1 \text{ mm}^2$ .

Turning to the lamp, the presence of such an incoherent far-infrared source may improve the cooling rate by speeding up the feeding of the  $(0, 2)$  pump state from higher-lying states. The transfer of population away from the pump state is, however, inevitable and it may thus be expected that a certain spectral density distribution of the incoherent radiation will be optimal for the cooling schemes. In the following we investigate this hypothesis under realistic experimental constraints given by available incoherent sources and possible filtering and focusing systems. To estimate the energy density at the molecular target, we note that the output of a standard mercury lamp at a wavelength of  $\sim 500 \mu\text{m}$  corresponding to low-lying rotational transitions in  $\text{MgH}^+$  is similar to a BBR source at a temperature of 4000 K (Kimmit et al., 1996). We assume unit magnification of the light source and  $2\pi$  solid angle pickup of radiation. This is reasonable since a setup with a reflector and with large aperture molded lenses, which are available in this wavelength regime, would ideally give  $\sim 4\pi$  pickup. Allowing for some additional losses from absorption and scattering we use  $\rho_{\text{lamp}} = 5\rho_{300\text{K}}$  as the maximum achievable spectral energy density from the lamp at the molecular ions (Nicolaisen, 2003).

We model the cooling dynamics by rate equations including transitions induced by the incoherent radiation as well as by the laser(s). The molecular parameters are obtained by calculating Born-Oppenheimer potential energy curves and dipole moment functions using standard quantum chemistry codes (Frisch et al., 1995) followed by the calculation of radial wavefunctions using the Numerov method (LeRoy, 2002), from which the Einstein coefficients entering the rate equations are found. All simulations are made with an initial 300 K Boltzmann distribution over molecular energy levels and a pulsed laser system with a repetition rate of 100 Hz and assuming saturation of the driven transition during each pulse.

We maximize the final population in the ground state as function of the incoherent radiation density at the individual rotational transition frequencies for specific cooling times by the downhill simplex method (Lagarias et al., 1998). It is found that the density distribution should be the maximum attainable for the  $(0, 1) \leftrightarrow (0, 2)$ ,  $(0, 2) \leftrightarrow (0, 3)$ , and  $(0, 3) \leftrightarrow (0, 4)$  transitions, but zero otherwise. This rather simple shape may be understood by first noting that for a molecule subject to BBR, stimulated processes will dominate at low frequencies while spontaneous emission will do so at high frequencies. As a result the highest populated state is to be found where spontaneous and stimulated transition rates are balanced (see the unfilled columns in figure 4). The BBR density is low and transition rates are small for rotational states lying below the state which is maximally populated in thermal equilibrium (300 K). However,

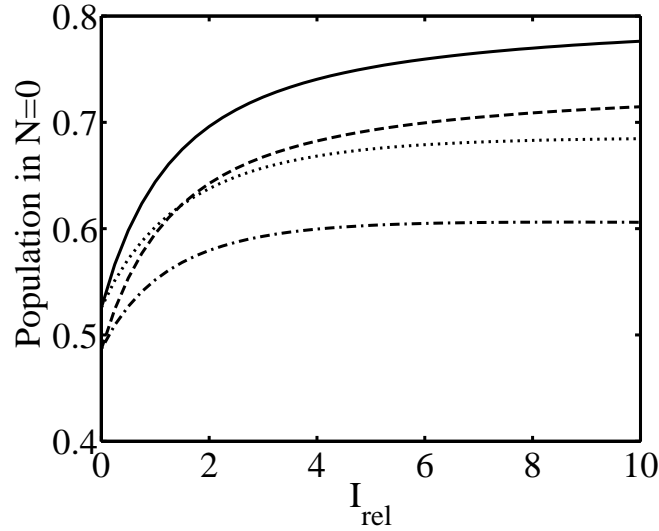


**Figure 2.** Ground state population of  $\text{MgH}^+$  vs. cooling time for (a) Raman and (b) direct schemes with the optimized distribution of incoherent radiation (solid), “quartz-filtered” distribution (dashed) and no incoherent source (dashed-dotted). The result of the scheme of Vogelius et al. (2002) is depicted for comparison (dotted).

introducing additional incoherent radiation to drive transitions between these low-lying states will accelerate the process of refilling the  $(0, 2)$  pump state, and thereby increase the cooling rate. Radiation which couples states above the peak in the 300 K BBR population distribution, would heat the distribution as would any radiation in addition to BBR at the  $(0, 0) \leftrightarrow (0, 1)$  transition frequency.

Figure 2 shows simulations of the ground state population as a function of time for various incoherent fields. The solid curves are the results with the optimized field. While it is critical to keep the  $(0, 0) \leftrightarrow (0, 1)$  transition rate low (which can be achieved by introducing a sharp high-pass filter (Winnewisser et al., 1999)), simulations show that the results are less sensitive to the actual shape of the frequency cut-off at the higher rotational transitions. In figure 2 this latter point is illustrated by comparing the results for the optimal source with the results for an incoherent field distribution corresponding to maximum attainable intensities at all transitions from  $(0, 1) \leftrightarrow (0, 2)$  to  $(0, 7) \leftrightarrow (0, 8)$ , roughly equivalent to introducing a piece of quartz in the beam path. We have also included calculations without the incoherent source to show that the effectiveness of the cooling scheme depends critically on the rotational transitions induced by the lamp. Finally for comparison, the results of the Raman scheme simulation of Vogelius et al. (2002), where the  $(0, 1)$  state is depleted by a second Raman transition, is shown.

For very short cooling times ( $< 1$  s) essentially no differences between the schemes can be observed since the relatively slow rotational transitions are not yet important. On intermediate timescales ( $\sim 10$  s), however, the effect of the added incoherent field is evident and the optimized scheme has an advantage over the scheme of Vogelius et al. (2002). Finally, at longer times the laser-depletion of the  $(0, 1)$  state as well as



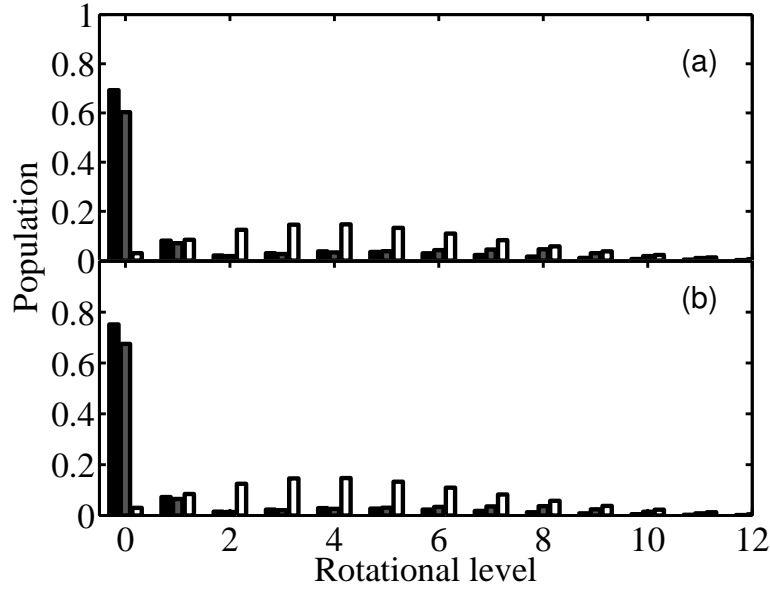
**Figure 3.** Ground state population of  $\text{MgH}^+$  after 60 s of cooling vs. relative intensity of incoherent radiation from a lamp. The schemes are: Direct scheme with optimal incoherent radiation distribution (solid) and direct scheme with “quartz-filtered” distribution (dotted), Raman scheme with optimal incoherent radiation distribution (dashed), and Raman scheme with “quartz-filtered” incoherent radiation distribution (dashed-dotted), See text for details. Note scale of the ordinate.

the additional heat introduced by the incoherent source, make the cooling scheme of Vogelius et al. (2002) slightly more efficient.

For a fixed cooling time of 60 s, figure 3 shows the dependence of the cooling efficiency on the intensity  $I_{rel}$  of the incoherent source relative to BBR at 300 K in the frequency range of interest. The influence of the incoherent field on the cooling process is seen to increase significantly up to  $I_{rel} \approx 5$ , from where only minor improvements may be obtained.

In figure 4, the population distribution after 60 s of cooling for the case of  $I_{rel} = 5$  is compared with the initial Boltzmann distribution for the four schemes considered in figure 3. With the optimized spectral distribution we obtain 68 % and 74 % in the ground state with the Raman and direct scheme, respectively, corresponding to a temperature of  $\sim 7$  K, which is of astrophysical relevance (Snow, 1992; Snyder, 1992). In both schemes the depletion of the rotational levels above the  $N = 2$  pump state is evident. Compared to the optimized case, one observes slightly larger populations in the rotational states above  $N = 5$  for the “quartz-filtered” source due to the heating effect of the high frequency components in this distribution.

Above we only considered time-independent incoherent sources but since the cooling time is 10 – 100 s, it would be easy experimentally to change the shape of the incoherent field during cooling and hence look for improvements of the schemes by optimizing a time-dependent spectral distribution of the lamp. In order to investigate this point, we estimated the maximal attainable cooling efficiency using an arbitrary time-dependent



**Figure 4.** Rotational population distribution for  $\text{MgH}^+$  after 60 s of cooling using (a) Raman and (b) direct schemes with optimized energy distribution of the incoherent source (filled), “quartz-filtered” energy distribution (shaded), compared to the initial population distribution at 300 K (unfilled).

incoherent source, by optimizing the system at steady state. It was found that in the case of  $\text{MgH}^+$  a ground state population of 75 % (Raman) and 79 % (direct) could be obtained which corresponds to an increase by 7 % and 5 %, respectively, compared to the result with the optimum static spectral distribution. Furthermore, in order to gain information on a possible optimized time-dependent field, we did a calculation where the field was optimized after 5, 10, 15, ..., 60 s. At each instant of time we then compared the population in the ground state with that from the time-independent lamp-field considered above. The differences in cooling were marginal and could not be observed at the scale of figure 4.

We have tested the schemes on ionic molecules with other rovibrational transition properties. In the case of  $\text{ArH}^+$ , which is known to be a fast infra-red emitter, ground state population of 80 % can be achieved after only 10 s of cooling, which should be compared with the steady-state value of 90 %. The schemes can be extended to  $^2\Sigma$ ,  $^3\Sigma$ , and  $^2\Pi$  (Vogelius et al., 2004) electronic ground states, and the cooling concept should therefore be applicable to almost any diatomic molecule if the rotational and vibrational transition rates are comparable to those of  $\text{MgH}^+$  or faster.

In conclusion, we have demonstrated the surprising result that polar molecules trapped in a room temperature environment can be rotationally cooled by the combination of a lamp inducing rotational transitions and a laser driving a single rovibrational transition. Under experimental realistic constraints we have shown that there exists a specific tailored incoherent frequency distribution which optimizes the cooling process when considering time-independent fields. We have, furthermore,

estimated that an optimized time-dependent incoherent field will only lead to a minor increase in the ground state population. From an experimental view-point, the considered schemes are very simple, and hence very attractive for sympathetically cooled target molecular ions, and potentially also for trapped neutral molecules and molecular ions in storage rings.

L. B. M. is supported by the Danish Natural Science Research Council (grant no 21-03-0163). M.D. acknowledges financial support from the Danish National Research Foundation through the Quantum Optics Center QUANTOP.

## References

- Amitay Z, Baer A, Dahan M, Knoll L, Lange M, Levin J, Schneider I F, Schwalm D, Suzor-Weiner A, vager Z, Wester R, Wolf A and Zajfman D 1998 *Science* **281**, 75.
- Bethlem H, Crompvoets F, Jongma R, van de Meerakker S and Meijer G 2002 *Phys. Rev. A* **65**, 053416.
- Bethlem H and Meijer G 2003 *Int. Rev. Phys. Chem.* **22**(1), 73.
- Cubizolles J, Bourdel T, Kokkelmans S J J M F, Shlyapnikov G V and Salomon C 2003 *Phys. Rev. Lett.* **91**(24), 240401.
- Demille D 2002 *Phys. Rev. Lett.* **88**(6), 067901.
- Doyle J M and Friedrich B 1999 *Nature* **401**, 749.
- Egorov D, Lahaye T, Schöllkopf W, Friedrich B and Doyle J M 2002 *Phys. Rev. A* **66**, 043401.
- Frisch M et al. 1995 Gaussian 94, revision e.1 Technical report Gaussian inc., Pittsburgh, PA.
- Greiner M, Regal C A and Jin D S 2003 *Nature* **426**, 537.
- Hechtfisher U, Amitay Z, Forck P, Lange M, Linkemann J, Schmitt M, Schramm U, Schwalm D, Wester R, Zajfman D and Wolf A 1998 *Phys. Rev. Lett.* **80**(13), 2809.
- Huber K and Herzberg G 1979 *Molecular Spectra and Molecular Structure* Van Nostrand Reinhold Company.
- Jochim S, Bartenstein M, Riedl A A G H S, Chin C, Denschlag J H and Grimm R 2003 *Science* **302**, 2101.
- Kerman A J, Sage J M, Sainis S, Bergeman T and DeMille D 2004 *PhysRevLett* **92**(15), 153001.
- Kimmit M, Walsh J, Platt C, Miller K and Jensen M 1996 *Infrared Phys. Techn.* **37**, 471.
- Lagarias J C, Reeds J A, Wright M H and Wright P E 1998 *SIAM J. Optim.* **9**(1), 112–147.
- LeRoy R J 2002 *Level 7.5: A Computer Program for Solving the Radial Schrödinger Equation for Bound and Quasibound Levels*. The source code and manual for this program may be obtained from the "Computer Programs" link on the www site <http://leroy.uwaterloo.ca>.
- Mølhave K and Drewsen M 2000 *Phys. Rev. A* **62**, 011401(R).
- Nicolaisen F M 2003 Private communication.
- Regal C A, Ticknor C, Bohn J L and Jin D S 2003 *Nature* **424**, 47.
- Santos L, Shlyapnikov G, Zoller P and Lewenstein M 2000 *Phys. Rev. Lett.* **85**(9), 1971.
- Shi W, Ding Y J, Mu X and Fernelius N 2002 *Appl. Phys. Lett.* **80**(21), 3889.
- Snow T P 1992 in B. H Andrew, ed., 'Interstellar Molecules' Vol. 87 of *Proceedings of the IAU Symposium* Reidel Dordrecht p. 247.
- Snyder L E 1992 in P. D Singh, ed., 'Astrochemistry of Cosmic Phenomena' Vol. 150 of *Proceedings of the IAU symposium* Kluwer Academic Dordrecht p. 427.
- Tesch C M and de Vivie-Riedle R 2002 *Phys. Rev. Lett.* **89**(15), 157901.
- van de Meerakker S Y, Jongma R T, Bethlem H L and Meijer G 2001 *Phys. Rev. A* **64**, 041401.
- van de Meerakker S Y T, Sartakov B G, Mosk A P, Jongma R T and Meijer G 2003 *Phys. Rev. A* **68**, 032508.
- van Eijkelenborg M A, Storkey M E M, Segal D M and Thompson R C 1999 *Phys. Rev. A* **60**(5), 3903.



- Vanhaecke N, de Souza Melo W, Tolra B L, Comparat D and Pillet P 2002 *Phys. Rev. Lett.* **89**(6), 063001.
- Vodopyanov K L, Maffetone J P, Zwieback I and Ruderman W 1999 *Appl. Phys. Lett.* **75**(9), 1204.
- Vogelius I S, Madsen L B and Drewsen M 2002 *Phys. Rev. Lett.* **89**, 173003.
- Vogelius I S, Madsen L B and Drewsen M 2004 *Submitted for publication* .
- Weinstein J D, deCarvalho R, Guillet T, Friedrich B and Doyle J M 1998 *Nature* **395**, 148.
- Williams C and Julienne P 2000 *Science* **287**, 986.
- Winnewisser C, Lewen F, Weinzierl J and Helm H 1999 *Appl. Opt.* **38**(18), 3961.
- Zwierlein M W, Stan C A, Schunck C H, Raupach S M F, Gupta S, Hadzibabic Z and Ketterle W 2003 *Phys. Rev. Lett.* **91**(25), 250401.