

Alignment and orientation of an adsorbed dipole molecule

Y. Y. Liao, Y. N. Chen, and D. S. Chu

Department of Electrophysics, National Chiao-Tung University, Hsinchu 300, Taiwan

(Dated: May 23, 2019)

Half-cycle laser pulse is applied on an adsorbed molecule to investigate its alignment and orientation behavior. Crossover from field-free to hindered rotation motion is observed by varying the angle of hindrance of potential well. At small hindered angle, both alignment and orientation show sinusoidal-like behavior because of the suppression of higher excited states. However, mean alignment decreases monotonically as the hindered angle is increased, while mean orientation displays a minimum point at certain hindered angle. The reason is attributed to the symmetry of wavefunction and can be explained well by analyzing the coefficients of eigenstates.

PACS: 73.20.Hb, 33.55.Be, 33.20.Sn

Alignment and orientation of molecules are important in the investigations of stereodynamics [1], surface catalysis [2], molecular focusing [3], and nanoscale design [4]. The alignment scheme has been demonstrated both in adiabatic and nonadiabatic regimes. A strong laser pulse can adiabatically create pendular states, and the molecular axis is aligned in parallel to the direction of field polarization. The molecule goes back to its initial condition after the laser pulse is switched off, and the alignment can no longer be observed again[5]. To achieve adiabatic alignment, the duration of laser pulse must be longer than the rotational period. However, an ultrashort laser pulse with several cycles is also observed to induce a field-free alignment providing the duration of laser pulse is smaller than the rotational period. In this limit, the alignment occurs periodically in time as long as the coherence of the process is preserved [6]. On the other hand, a femtosecond laser pulse is found to be able to generate field-free orientations [7]. The dipole molecule, kicked by an impulsive pulse, will tend to orient in the direction of laser polarization. Laser-induced molecular orientations have been demonstrated in several experiments [8, 9, 10].

Recently, the rotational motion of a molecule interacting with a solid surface has attracted increasing interest. It is known that molecules can be desorbed by applying UV laser beam along the surface direction, and the quadrupole is a measure of the rotational alignment [11]. To understand molecular-surface interaction, Gadzuk and his co-workers [12] proposed an infinite-conical-well model, in which the adsorbed molecule is only allowed to rotate within the well region. Shih *et al.* further proposed a finite-conical-well model to generalize the study of a finite hindrance [13]. Their results showed that the rotational states of an adsorbed dipole molecule in an external electric field exhibit interesting behaviors, and theoretical calculation of the quadrupole moment based on finite-conical-well model is in agreement with the experimental data [14]. These findings may be great useful for understanding the surface reaction.

In the present work we present a detailed investigations on the rotational motion of a polar diatomic molecule, which is confined by a hindering conical-well. Differ-

ent well-dependent signatures between the alignment and orientation of the hindered molecule under an ultrashort laser pulse are pointed out for the first time. Crossover from field-free to hindered rotation is also observed by varying the hindered angle of potential well. These make our results promising and may be useful in understanding the molecule-surface interactions.

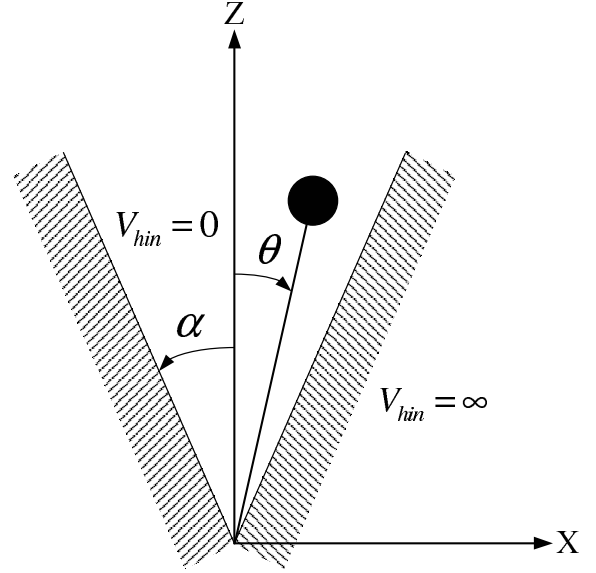


FIG. 1: Schematic view of the hindered rotor.

Consider now a laser pulse polarizing in z-direction interacts with the hindered molecule as shown in Fig.1. The model Hamiltonian can be written as

$$H = -\frac{\hbar^2}{2I} J^2 + V_{hin}(\theta, \phi) + H_I, \quad (1)$$

where J^2 and I are angular momentum and momentum of inertia of the molecule. The rotational constant B is set equal to $\frac{\hbar^2}{2I}$. It is reasonable to assume that the surface potential $V_{hin}(\theta, \phi)$ is independent of ϕ since previous calculations have shown that its dependence on ϕ is weaker than that on θ [15, 16, 17]. Therefore, in the vertical adsorbed configuration, the surface potential can

be written as [12]

$$V_{hin}(\theta) = \begin{cases} 0, & 0 \leq \theta \leq \alpha \\ \infty, & \alpha < \theta \leq \pi \end{cases}, \quad (2)$$

where α is the hindered angle of the conical well. In Eq. (1), H_I describes the interaction between the dipole moments (permanent and induced) and laser field:

$$H_I = -\mu E(t) \cos \theta \cos(\omega t) - \frac{1}{2} E^2(t) ((\alpha_{\parallel} - \alpha_{\perp}) \cos^2 \theta + \alpha_{\perp}), \quad (3)$$

where μ is the dipole moment. The components of the polarizability α_{\parallel} and α_{\perp} are parallel and perpendicular to the molecular axis, respectively. The laser profile in our consideration is a Gaussian shape: $E(t) = E e^{-\frac{(t-t_0)^2}{\sigma^2}}$, where E is the field strength. To solve time-dependent Schrödinger equation, the wavefunction is expanded in terms of a series of eigenfunctions as:

$$\Psi_{l,m} = \sum c_{l,m}(t) \psi_{lm}(\theta, \phi), \quad (4)$$

where $c_{l,m}(t)$ is time-dependent coefficients corresponding to the quantum numbers (l, m) . For the vertical adsorbed configuration, the wavefunction can be written as

$$\psi_{lm}(\theta, \phi) = \begin{cases} A_{l,m} P_{v_{l,m}}^{[m]}(\cos \theta) \frac{\exp(im\phi)}{\sqrt{2\pi}}, & 0 \leq \theta \leq \alpha \\ 0, & \alpha < \theta \leq \pi \end{cases}, \quad (5)$$

where $A_{l,m}$ is the normalization constant and $P_{v_{l,m}}^{[m]}$ is associated Legendre function of arbitrary order. After determining the coefficients $c_{l,m}(t)$, the orientation $\langle \cos \theta \rangle$ and alignment $\langle \cos^2 \theta \rangle$ can be carried out immediately.

We choose ICl as our model molecule, whose dipole moment μ is equal to 1.24 Debye and its rotational constant B is 0.114 cm^{-1} for ground state. The peak intensity and frequency of laser pulse is about $5 \times 10^{11} \text{ W/cm}^2$ and 210 cm^{-1} , respectively. The rotor is in ground state initially.

The solid lines in the insets of Fig. 2 show the dependence of the alignment on hindered angle α . For $\alpha = 60^\circ$, sinusoidal-like behavior is presented, and the alignment ranges from 0.63 to 0.91. As the hindered angle increases, the curves become more and more complicated and gradually approach the free rotor limit as shown in the insets of Fig. 2 (b) ($\alpha = 120^\circ$) and 1 (c) ($\alpha = 180^\circ$). This can be understood well by studying the populations $|c_{l,m}|^2$ of low-lying states. In the regime of small hindered angle, there is little chance for electron to populate in higher excited states since the shrinking of the conical-well angle causes the increasing of energy spacings.

One also notes that the populations of a hindered molecule for $\alpha = 60^\circ$ and 120° , shown in Fig. 2 (a) and (b), mainly compose of $l = 0, 1$ and 2 states, while the population of a free rotor is composed of $l = 0, 2, 4$ states. The underlying physics comes from the reason

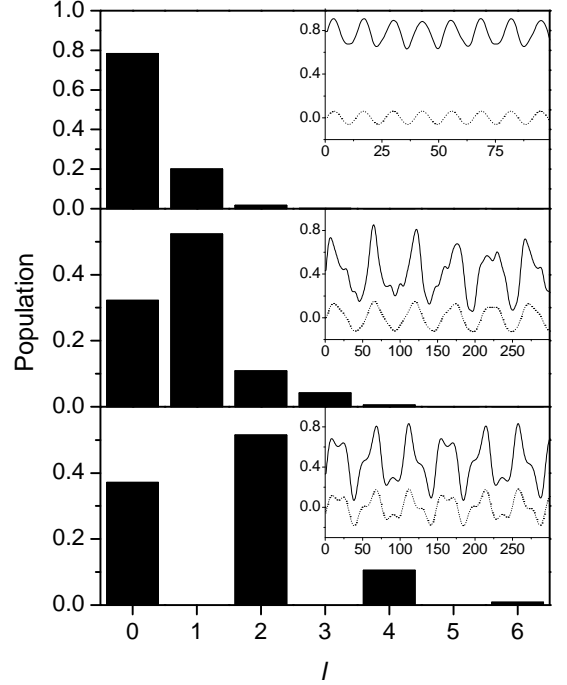


FIG. 2: The populations of the states $(l, m = 0)$ for different hindered angles: (a) $\alpha = 60^\circ$, (b) $\alpha = 120^\circ$, (c) $\alpha = 180^\circ$. The insets show the corresponding alignments (solid lines) and the factors $\sum_{l' \neq l} \langle \psi_{l'm'} | \cos^2 \theta | \psi_{lm} \rangle$ (dotted lines).

that $\langle \psi_{l'm'} | \cos^2 \theta | \psi_{lm} \rangle$ is non-zero for all l and l' values in the case of hindered rotation. But it is zero in free rotor limit except for $l = l'$ or $l = l' \pm 2$. The dotted lines in the insets represent the first two contributions of the factors $\sum_{l' \neq l} \langle \psi_{l'm'} | \cos^2 \theta | \psi_{lm} \rangle$ from low-lying states, i.e. summing the largest value of the off-diagonal term $\langle \psi_{l'm'} | \cos^2 \theta | \psi_{lm} \rangle$. As can be seen, the main oscillation frequency of the curve is roughly equal to that from whole contributions and decreases as the hindered angle is decreased.

Let us now turn our attention to the case of orientation. After applying a short pulse laser, the orientation $\langle \cos \theta \rangle$ of a hindered molecule ($\alpha = 60^\circ$) oscillates sinusoidally with time as shown in Fig. 3 (a). The value of $\langle \cos \theta \rangle$ is always positive because the rotational wavefunction is compressed heavily. As the hindered angle α becomes larger, the oscillation frequency also decreases as shown in Fig. 3 (b). These signatures are quite close to that of the alignment. We then conclude that even at larger hindered angle ($\alpha = 120^\circ$) the role of hindered potential still overwhelms the laser pulse, or the value of $\langle \cos \theta \rangle$ should not always be positive.

Fig. 3 (c) represents results of orientations in infinite ($V_0 = \infty$) or finite ($V_0 = 100$) conical-well potential for $\alpha = 175^\circ$. Dashed and dotted lines correspond to $V_0 = \infty$ and 100 , respectively. As can be seen, the effect of laser pulse is obvious because negative value appears. Com-

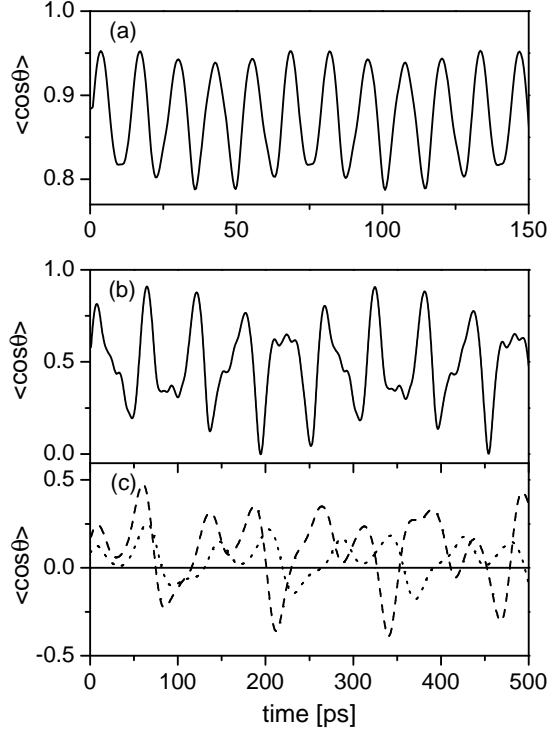


FIG. 3: The orientations $\langle \cos \theta \rangle$ (solid lines) of a hindered molecule confined by infinite conical-well for different hindered angles: (a) $\alpha = 60^\circ$, (b) $\alpha = 120^\circ$, (c) $\alpha = 175^\circ$. The dashed and dotted lines in (c) correspond to different potential barrier height, i.e. $V_0 = \infty$ and 100, respectively.

paring the results with the free orientation [7], the angular distributions for finite well are more isotropic since the wave functions can penetrate into the conical-barrier.

Further analysis shows that components of orientation $\langle \cos \theta \rangle$ or alignment $\langle \cos^2 \theta \rangle$ can be divided into two parts: diagonal and nondiagonal terms. The nondiagonal term represents the variations of these curves such as those in the insets of Fig. 2. These variations with time are determined by the phase difference coming from various energy levels. To see the contributions from diagonal terms, we evaluate the time-averaged orientation and alignment. In this case, the nondiagonal values will be averaged out, and only contributions from diagonal terms exit. Fig. 4 shows the mean orientation and alignment as a function of hindered angle. As α increases, the mean orientation decreases monotonically from 1 to 0. This is because the mean orientation is determined by $|c_{lm}|^2$ and $\langle \psi_{lm} | \cos \theta | \psi_{lm} \rangle$. For a larger angle α , the populations $|c_{lm}|^2$ mainly compose of $l = 0, 2, 4$ states. But the value $\langle \psi_{lm} | \cos \theta | \psi_{lm} \rangle$ is governed by the selection rule: $l = l' + 1$. Thus the net effect is the shrinking of the mean orientation in large angle limit.

Contrary to orientation, the mean alignment shows a quite different feature. The value of $\langle \cos^2 \theta \rangle$ first decreases as α increases. However, it reaches a minimum

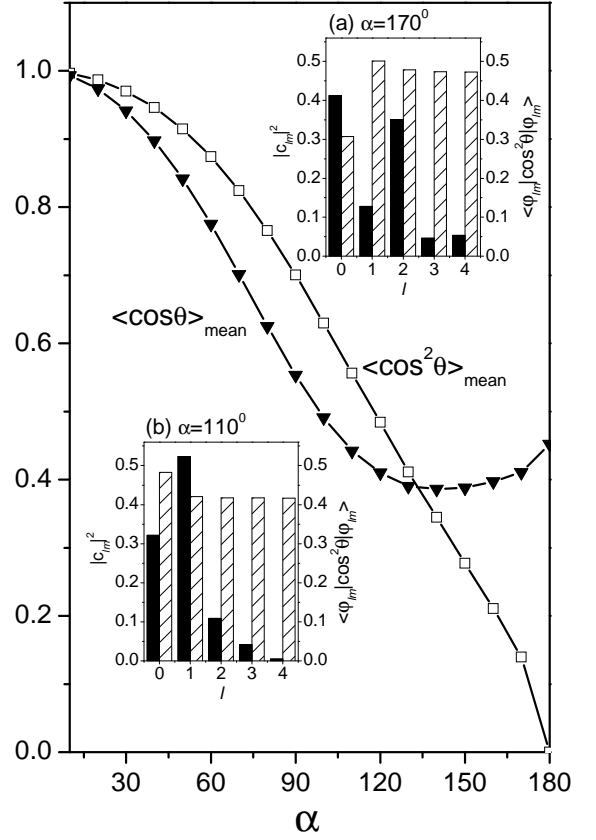


FIG. 4: The mean orientation $\langle \cos \theta \rangle_{\text{mean}}$ and alignment $\langle \cos^2 \theta \rangle_{\text{mean}}$ in infinite conical-well. The insets show the populations $|c_{lm}|^2$ (fulled bar) and factors $\langle \psi_{lm} | \cos^2 \theta | \psi_{lm} \rangle$ (sparse bar). Insets (a) and (b) correspond to $\alpha = 110^\circ$ and $\alpha = 170^\circ$, respectively.

point about for $\alpha = 140^\circ$. From the insets of Fig. 4, we know that the values of $(\langle \psi_{lm} | \cos^2 \theta | \psi_{lm} \rangle)$ do not depend significantly on α . Therefore, the decrease of $\langle \cos^2 \theta \rangle$ comes from the decreasing tendency of the population $|c_{l=1,m}|^2$, while its increasing behavior is caused by other two populations $|c_{l=0,m}|^2$ and $|c_{l=2,m}|^2$. Competition between these two effects results in a minimum point.

In conclusion, we have shown that a short laser pulse can induce alignment and orientation of a hindered molecule. The hindered angle of hindered potential well plays a key role on the molecular alignment and orientation. Crossover from field-free rotation to hindered one can be observed by varying the hindered angle of the potential well. Time averaged alignment and orientation are investigated thoroughly to understand the difference between these two quantities.

This work is supported partially by the National Science Council, Taiwan under the grant number NSC 92-2120-M-009-010.

-
- [1] Special issue on Stereodynamics of Chemical Reaction [J. Phys. Chem. A **101**, 7461 (1997)].
- [2] V. A. Cho and R. B. Bernstein, J. Phys. Chem. **95**, 8129 (1991).
- [3] H. Stapelfeldt, H. Sakai, E. Constant, and P. B. Corkum, Phys. Rev. Lett. **79**, 2787 (1997).
- [4] T. Seideman, Phys. Rev. A **56**, R17 (1997); R. J. Gordon, L. Zhu, W. A. Schroeder, and T. Seideman, J. Appl. Phys. **94**, 669 (2003).
- [5] B. Friedrich and D. R. Herschbach, Phys. Rev. Lett. **74**, 4623 (1995); L. Cai, J. Marango, and B. Friedrich, Phys. Rev. Lett. **86**, 775-778 (2001).
- [6] J. Ortigoso, M. Rodriguez, M. Gupta, and B. Friedrich, J. Chem. Phys. **110**, 3870 (1999); M. Machholm, J. Chem. Phys. **115**, 10724 (2001).
- [7] M. Machholm and N. E. Henriksen, Phys. Rev. Lett. **87**, 193001 (2001).
- [8] W. Kim and P. M. Felker, J. Chem. Phys. **104**, 1147 (1996); **108**, 6763 (1998); H. Sakai et al., J. Chem. Phys. **110**, 10235 (1999); J. J. Larsen et al., J. Chem. Phys. **111**, 7774 (1999).
- [9] H. Sakai, S. Minemoto, H. Nanjo, H. Tanji, and T. Suzuki, Phys. Rev. Lett. **90**, 083001 (2003); S. Minemoto, H. Nanjo, H. Tanji, T. Suzuki, and H. Sakai, J. Chem. Phys. **118**, 4052 (2003).
- [10] V. Renard, M. Renard, S. Guérin, Y. T. Pashayan, B. Lavorel, O. Faucher, and H. R. Jauslin, Phys. Rev. Lett. **90**, 153601 (2003).
- [11] I. Beauport, K. Al-Shamery, and H.-J. Freund, Chem. Phys. Lett. **256**, 641 (1996); S. Thiel, M. Pykavy, T. Klüner, H.-J. Freund, R. Kosloff, and V. Staemmler, Phys. Rev. Lett. **87**, 077601 (2001); J. Chem. Phys. **116**, 762 (2002).
- [12] J.W. Gadzuk, U. Landman, E.J. Kuster, C.L. Cleveland, and R.N. Barnett, Phys. Rev. Lett. **49**, 426 (1982).
- [13] Y. T. Shih, D. S. Chu, and W. N. Mei, Phys. Rev. B **51**, 14626 (1995); **54**, 10938 (1996).
- [14] Y. T. Shih, Y. Y. Liao and D. S. Chu, Phys. Rev. B **68**, 075402 (2003).
- [15] R.P. Pan, R.D. Etters, K. Kobashi, and V. Chandrasekharan, J. Chem. Phys. **77**, 1035 (1982).
- [16] J.W. Riehl and C.J. Fisher, J. Chem. Phys. **59**, 4336 (1973).
- [17] V.M. Allen and P.D. Pacey, Surf. Sci. **177**, 36 (1986).