

A note on increment definitions for scale dependent analysis of stochastic data

Matthias Waechter,^{1,*} Alexei Kouzmitchev,² and Joachim Peinke^{1,†}

¹*Institute of physics, Carl-von-Ossietzky university, D-26111 Oldenburg, Germany*

²*Institute of theoretical physics, university of Münster, D-48149 Münster, Germany*[‡]

(Dated: February 9, 2020)

For the scale-dependent analysis of stochastic data it is common to use the increment $\Delta_l(t, r) = \xi(t+r) - \xi(t)$ of a data set $\xi(t)$ as a stochastic measure, where r denotes the scale. Recently we found that in some cases spurious correlations between scales can be introduced by this increment definition. On the other hand, these spurious correlations can be avoided by an appropriate, alternative definition. In this contribution we demonstrate this effect for different data sets and show how it can be detected and quantified. The method additionally allows to distinguish between behaviour similar to noise or random walk for experimental data.

PACS numbers: 02.50.-r, 05.10.-a, 95.75.Wx

I. INTRODUCTION

In the recent years, common methods for the scale dependent analysis of stochastic data have been extended by the introduction of methods which consider not only single scale probability density functions (pdf) but also multiscale pdf, e.g. [1]. The term scale here means for a stochastic data set $\xi(t)$ the distance $r = t - t'$ between two points t, t' (t may denote time as well as space in this context). Most important for these methods is the analysis of connections between different scales. We want to note that for the class of Markov processes the knowledge of two-scale joint or conditional pdf is sufficient for a complete description of multiscale pdf. If the noise involved in the process is Gaussian distributed, this can be done by means of a Fokker-Planck or Langevin equation [2, 3, 4, 5].

Different quantities may be used as scale-dependent measures of complexity and disorder. A quite common one is the *increment* which is usually defined as

$$\Delta_l(t, r) = \xi(t+r) - \xi(t) \quad (1)$$

for a time or spatial series $\xi(t)$. We will call this the *left-justified* definition. Alternatively also a symmetrical or *centered* definition

$$\Delta_c(t, r) = \xi(t+r/2) - \xi(t-r/2) \quad (2)$$

may be used. During the analysis of stochastic data from different measurements we found that in some cases the increment definition has an important influence on the correlations between scales.

In this contribution we want to address the question whether the use of left-justified increments may introduce spurious correlations between different scales r_0, r_1 , and how this effect can be avoided. We also will see

for which kinds of measurement data this is of concern, thus differentiating between data sets which behave more like uncorrelated noise and those which behave more like a random walk [6], with respect to the regarded length scale r .

II. INCREMENT DEFINITIONS AND CORRELATIONS BETWEEN DIFFERENT SCALES

Spurious correlations between different scales r_0, r_1 can be introduced by the left-justified increment $\Delta_l(t, r)$ because for a fixed value t_0 the increments $\Delta_l(t_0, r)$ of all scales r will have the term $\xi(t_0)$ in common, see eq. (1). Thus the statistics of $\Delta_l(t, r)$ contains information from adjacent scales, which may lead to an apparent correlation. On the other hand, for $\Delta_c(t_0, r)$ increments on different scales are derived from different measurement points, see eq. (2).

As a most sensitive example to this effect we will consider the increment statistics of an uncorrelated noise $\Gamma(t)$ with $\langle \Gamma(t) \rangle = 0$ and $\langle \Gamma(t)\Gamma(t') \rangle = \delta_{t,t'}$. Data have been generated using the routine `gasdev` from [7] and normalized by σ_∞ [8]. In fig. 1 we show conditional pdf for left-justified and centered increments of uncorrelated noise. A conditional pdf $p(\Delta_1(t, r_1) | \Delta_0(t, r_0))$ denotes the probability of finding the increment $\Delta(t, r_1) = \Delta_1$ on the scale r_1 under the condition that at the same time t on a different scale r_0 another increment $\Delta(t, r_0) = \Delta_0$ has been found. The difference between the statistics of left-justified and centered increments in fig. 1 is obvious. For the *left-justified* increments (a) a correlation between both scales r_1, r_0 is evident because $p(\Delta_1(t, r_1) | \Delta_0(t, r_0))$ strongly depends on the value of $\Delta_0(t, r_0)$. In contrast, the conditional pdf of the *centered* increments (b) is independent of $\Delta_c(t, r_0)$ and thus both scales are uncorrelated for centered increments.

*Electronic address: matthias.waechter@uni-oldenburg.de

†Electronic address: peinke@uni-oldenburg.de

‡Electronic address: kuz@uni-muenster.de

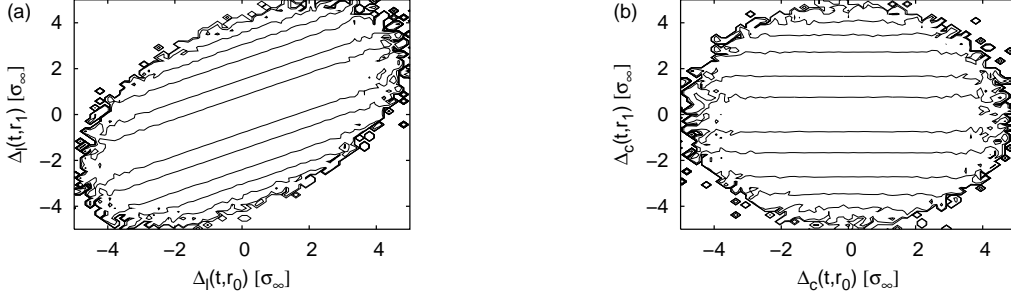


FIG. 1: Conditional pdf of left-justified (a) and centered (b) increments of uncorrelated, Gaussian noise. Pdf are displayed as contour lines, the levels differ by a factor of ten, with an additional level at 0.3.

III. CONSEQUENCES FOR MARKOV PROPERTIES

It is easy to see that the left-justified increment $\Delta_l(t, r)$ of an uncorrelated Gaussian noise is consequently not a Markov process in the scale variable r . As mentioned above, a Markov process is completely defined by two-dimensional pdf $p(x_2, r_2; x_1, r_1)$ or, alternatively, by the conditional probability density

$$p(x_2, r_2 | x_1, r_1) = p(x_2, r_2; x_1, r_1) / p(x_1, r_1). \quad (3)$$

A necessary condition for a stochastic process to be Markovian is the Chapman-Kolmogorov equation [2]

$$p(x_3, r_3 | x_1, r_1) = \int_{-\infty}^{\infty} p(x_3, r_3 | x_2, r_2) p(x_2, r_2 | x_1, r_1) dx_2 \quad (4)$$

for any triplet $r_1 < r_2 < r_3$.

Consider now an uncorrelated, Gaussian-distributed noise $\Gamma(t)$ with mean value a and standard deviation σ . We will focus on the correlations between left-justified increments $\Delta_1 = \Delta_l(t, r_1)$, $\Delta_2 = \Delta_l(t, r_2)$ of $\Gamma(t)$ as random variables depending on the scale variable r :

$$\left. \begin{aligned} \Delta_1 &= \Gamma(t + r_1) - \Gamma(t) \\ \Delta_2 &= \Gamma(t + r_2) - \Gamma(t) \end{aligned} \right\} \quad (5)$$

The correlation matrix \mathbf{S} for Δ_1, Δ_2 with elements $s_{ij} = \langle (\Delta_i - \langle \Delta_i \rangle)(\Delta_j - \langle \Delta_j \rangle) \rangle$, $i, j = 1, 2$, is easily calculated from (5):

$$\mathbf{S} = \begin{pmatrix} 2\sigma^2 & \sigma^2 \\ \sigma^2 & 2\sigma^2 \end{pmatrix} \quad (6)$$

From this non-diagonal correlation matrix it is already clear that the left-justified increment definition introduces additional correlations between arbitrary different scales $r_1 \neq r_2$.

Because the difference of two Gaussian distributed random variables is also Gaussian, we can derive two-dimensional pdf of the variables Δ_1, Δ_2 using the general two-dimensional form of the Gaussian distribution

(after [2])

$$p(z_1; z_2) = \frac{1}{2\pi\sqrt{\det \mathbf{S}}} \times \exp \left\{ -\frac{1}{2} \sum_{i,j=1}^2 (\mathbf{S}^{-1})_{ij} (z_i - \langle \Delta_i \rangle)(z_j - \langle \Delta_j \rangle) \right\} \quad (7)$$

Using (3) and (7), we can now explicitly calculate both sides of eq. (4), namely

$$p(z_3, r_3 | z_1, r_1) = \frac{1}{\sqrt{2\pi}\sqrt{3/2}\sigma} \exp - \frac{(z_3 - z_1/2)^2}{3\sigma^2} \quad (8)$$

and

$$\int_{-\infty}^{\infty} p(z_3, r_3 | z_2, r_2) p(z_2, r_2 | z_1, r_1) dz_2 = \frac{1}{\sqrt{2\pi}\sqrt{15/8}\sigma} \exp - \frac{(z_3 - z_1/4)^2}{(15/4)\sigma^2}. \quad (9)$$

Obviously the Chapman-Kolmogorov equation (4) is violated for left-justified increments of uncorrelated Gaussian noise on any scales $r_1 < r_2 < r_3$.

IV. INDICATORS FOR SPURIOUS CORRELATIONS CAUSED BY INCREMENT DEFINITION

The question if or if not the above-mentioned spurious correlations between different scales are introduced by the increment definition is of practical importance for the analysis of measured data. For data which behave like a random walk, i.e. $\langle \xi(t+r) | \xi(t) = x_0 \rangle = x_0$ rather than $\langle \xi(t+r) | \xi(t) = x_0 \rangle = 0$ as for uncorrelated noise (the validity of these relations will generally depend on r) the increment definition should be unimportant. No spurious correlations would be created in either case. In contrary, for data which behave more like an uncorrelated noise, the increment definition will be more important.

As shown above, the conditional pdf can serve as a means to discriminate between true and spurious correlations between scales if we compare conditional pdf of

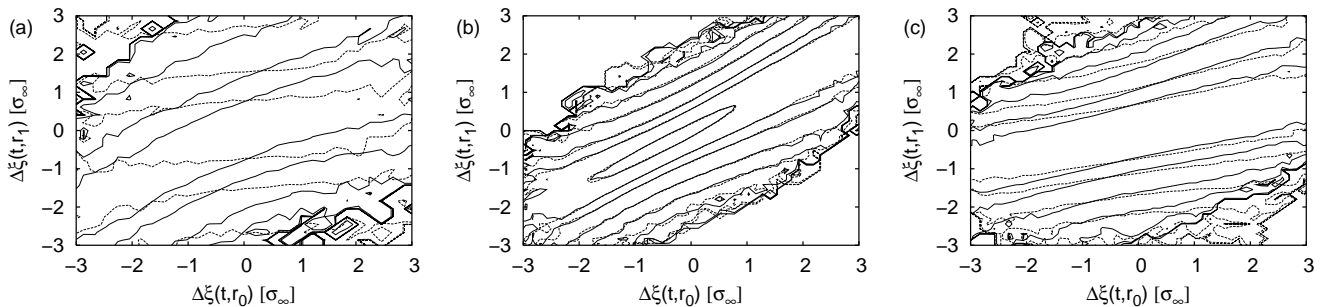


FIG. 2: Conditional pdf of left-justified (solid lines) and centered (broken lines) increments of experimental data. (a) Height profiles from a smooth asphalt road, (b,c) velocity time series from a turbulent free jet, with small (b) and large (c) scale differences $r_0 - r_1$ (see text). Pdf are plotted as in fig. 1.

left-justified and centered increments. In fig. 2 conditional pdf are shown for left-justified and centered increments of two experimental data sets. Figure 2(a) displays pdf of both increment types obtained from surface height profiles of a smooth asphalt road. The distance between consecutive data points is 1.04 mm, further details of the measurement are found in [5, 9]. The difference between both types of increments is evident and similar to that for the uncorrelated noise in fig. 1. In fig. 2(b) and (c) conditional pdf are shown in the same manner for velocity increments measured in a turbulent free jet at $Re = 2.7 \cdot 10^4$. For details please see [4]. Scale r_1 in both cases is $L/2$, the scale difference $r_0 - r_1$ is small (1.5λ) for (b) and large (L) for (c) [10]. It can be seen in fig. 2(b) that here conditional pdf of left-justified and centered increments are identical and the increment definition does not influence the statistics. For $r = L$ at the end of the inertial range, fig. 2(c), a slight difference of both conditional pdf has already occurred. Nevertheless only a small fraction of the correlation between the scales r_0, r_1 is detected as spurious here.

As a second indicator the conditional expectation value

$$T(r, x_0) = \langle \Delta_l(t, r) | \xi(t) = x_0 \rangle \quad (10)$$

can be estimated from the measured data. It quantifies the influence of the value $\xi(t) = x_0$ on the left-justified increment $\Delta_l(t, r)$. If there is a strong dependence of T on x_0 the data must be regarded as noise-like in the respective length scale, and for scale dependent analysis the use of left-justified increments is not appropriate. If otherwise that quantity is independent of x_0 the data behave like a random walk in this sense, and thus the increment definition is not important. In fig. 3 we present the dependence of T on $\xi(t) = x_0$ for different data sets. Data of both ideal cases, the uncorrelated noise and the random walk, were generated as in fig. 1. Turbulence and asphalt road data have already been shown in fig. 2. As expected, we see that for the random walk there is no dependence of $T(r, x_0)$ on x_0 . In contrast, for the noise as well as for the surface data the dependence is clear with $T(r, x_0) = -x_0$ in a stochastic sense. For

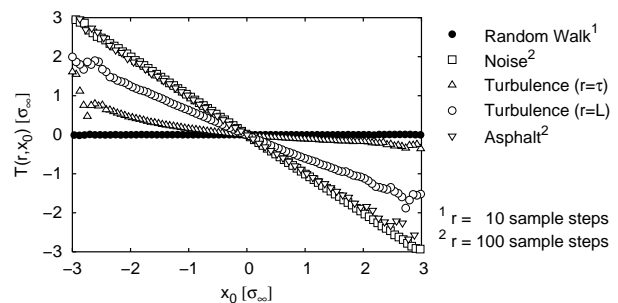


FIG. 3: The conditional expectation value $T(r, x_0) = \langle \Delta_l(t, r) | \xi(t) = x_0 \rangle$ for different data sets. T is shown as function of x_0 for fixed scales r .

the turbulent velocity increments it can be seen that on the small scale $r = \lambda$ there is only little influence of x_0 on T , while on the large scale $r = L$ the dependence is more pronounced. This finding corresponds to fig. 2 where for small scales the conditional pdf of left-justified and centered increments were identical, while for large scales a difference occurred.

V. CONCLUSIONS

We found that for scale dependent analysis of stochastic data where the connections between different scales are investigated using increment statistics, the definition of the increment can be important, depending on the nature of the data. Apparent correlations between scales may be introduced by the left-justified increment. The importance of the increment definition varies between the ideal cases of a random walk [6], where it is nonrelevant, and an uncorrelated noise, where it is crucial. In this case the use of left-justified increments leads to erroneous results for correlations between different scales. Especially the surface measurement data we have studied require the centered definition on all accessible scales [5, 11]. For turbulent velocities this influence depends on the re-

garded length (or time) scale r , detailed consequences are currently investigated [12]. The conditional expectation value $T(r, x_0)$ allows to quantify the influence of a left-justified increment. Nevertheless, the specification of a threshold in a statistically meaningful way is still an open question.

While in this contribution we used the increments (1) and (2) to demonstrate the introduction of spurious correlations, we expect that these considerations can be applied to general scale-dependent measures of complexity, such as the variance $w_r(t) = \langle (\xi(t) - \bar{\xi})^2 \rangle_r^{1/2}$ over an interval r around t , or wavelet functions. One could generally

distinguish between measures which are orthogonal on different scales and those which are not [13]. We expect similar results for correlations between scales as demonstrated here for left-justified and centered increments.

Acknowledgments

We experienced helpful discussions with M. Siefert, M. Haase, and A. Mora. Financial support by the german Volkswagen Foundation is kindly acknowledged.

-
- [1] R. Friedrich, T. Galla, A. Naert, J. Peinke, and T. Schimmel, in *A Perspective Look at Nonlinear Media*, edited by J. Parisi, S. C. Müller, and W. Zimmermann (Springer Verlag, Berlin, 1998), vol. 503 of *Lecture Notes in Physics*, pp. 313–326.
 - [2] H. Risken, *The Fokker-Planck equation* (Springer, Berlin, 1984).
 - [3] R. Friedrich, J. Peinke, and C. Renner, *Physical Review Letters* **84**, 5224 (2000).
 - [4] C. Renner, J. Peinke, and R. Friedrich, *Journal of Fluid Mechanics* **433**, 383 (2001).
 - [5] M. Waechter, F. Riess, H. Kantz, and J. Peinke, *Europhysics Letters* **64**, 579 (2003).
 - [6] In this contribution we use the term “random walk” for the cumulative sum of a discrete, uncorrelated, and Gaussian-distributed noise $\Gamma(t_k)$. The resulting “random walk” process $\eta(t_i) = \sum_{k=0}^i \Gamma(t_k)$ is of course discrete in time, too.
 - [7] W. H. Press, S. A. Teukolsky, W. T. Vetterling, and B. P. Flannery, *Numerical recipes in C* (Cambridge University Press, 1992), 2nd ed.
 - [8] σ_∞ is defined by $\sigma_\infty^2 = \lim_{r \rightarrow \infty} \langle \Delta(t, r)^2 \rangle$, where the average $\langle \cdot \rangle$ is performed over t , and thus allows normalization independent of the scale r . It can easily be obtained via $\sigma_\infty^2 = 2 \langle (\xi(t) - \langle \xi(t) \rangle)^2 \rangle$ if $\xi(t)$ becomes uncorrelated for large t .
 - [9] M. Waechter, F. Riess, and N. Zacharias, *Vehicle System Dynamics* **37**, 3 (2002).
 - [10] The Taylor length λ and the integral length L denote lower and upper bound of the so-called inertial range of scales where a universal behaviour of turbulent flows is found.
 - [11] M. Waechter, F. Riess, T. Schimmel, U. Wendt, and J. Peinke, in preparation.
 - [12] M. Siefert and J. Peinke, in preparation.
 - [13] Orthogonality can be defined if we construct for $\Delta_l(t, r)$ a generating function $F_l(t, r, t') = \delta(t + r, t') - \delta(t, t')$ such that $\Delta_l(t, r) = \int F_l(t, r, t') \xi(t') dt'$. Analogously $F_c(t, r, t') = \delta(t + r/2, t') - \delta(t - r/2, t')$ is constructed for the centered increment $\Delta_c(t, r)$. Now for any $r_0 \neq r_1$, $r_0, r_1 \neq 0$ the scalar product $F_l(t, r_0, t') \cdot F_l(t, r_1, t') = \int F_l(t, r_0, t') F_l(t, r_1, t') dt'$ for the left-justified increment is obviously different from zero, while $F_c(t, r_0, t') \cdot F_c(t, r_1, t') = 0$.