

# On the formulation of Lagrangian stochastic models for geophysical turbulent flows

A. Maurizi and F. Tampieri

Institute of Atmospheric Sciences and Climate  
CNR, Bologna, Italy

December 2, 2024

## Abstract

In this work the formulation of Lagrangian stochastic models in geophysical non-homogeneous flows is discussed, focusing on the role of the mean shear. Simplified model formulations that do not satisfy the basic “well mixedness” requirement are also considered, and the differences between the correct and simplified formulations are evaluated for simplified flows.

## 1 Introduction

Lagrangian Stochastic Models (LSM) for turbulent dispersion of passive tracers have been attracting increased attention from the geophysical fluid flow community since the fundamental ideas expressed by Obukhov (1959). Such models constitute a key to understanding and describing turbulent dispersion in complex flows. A useful review of early approaches is reported in Etling et al. (1986).

The soundest basis for LSM formulation was provided by the work of Thomson (1987), who first prescribed a rigorous constraint which defines the frame in which to develop LSM consistently with given Eulerian properties of the flow. This constraint, usually referred to as the Well Mixed Condition (WMC), simply states that a tracer which is distributed as the flow in phase-space at a given time must remain so at later times.

Since Thomson (1987), theoretical studies have investigated various properties of LSM (see Wilson and Sawford, 1996, for a review) and practical applications have increased mainly in the field of atmospheric environment. The attention of oceanographers is relatively recent (see, e.g., Griffa, 1996, for a review), and some doubts have arisen on the correct application in this context (Brickman and Smith, 2002).

Although the WMC does not provide a completely closed formulation in more than one dimension, it constitutes a basic requirement to be satisfied. In

fact, a WM model should be formulated in terms of the Eulerian probability density function (PDF) of the whole flow. In practical applications the approach is sometimes based on formulations in terms of fluctuations with respect to a mean flow. It can be anticipated here that this formulation is correct (in WMC terms) only if it takes into account the spatial variations of the mean flow. The validity of the formulation in terms of fluctuations only is rigorous in the case of a uniform mean velocity field, which is almost always inconsistent with real geophysical cases.

The aim of this paper is to investigate the shortcomings of the said approach, and to assess its repercussions on basic dispersion properties. It will also show, more in general, how non homogeneous mean flows influence dispersion, evidencing the necessity for a correct formulation of dispersion models.

In the next section the correct formulation will be compared to the simplified one, pointing out theoretical inconsistencies, while in section 3 the two formulations will be compared for a simple flow. Some key of interpretation is then given using very simple shear flows.

## 2 Model formulation and Well Mixedness

Atmospheric or oceanic flows are often considered as the superposition of a mean part, which represents the main circulation, and fluctuations about the mean, which contain the turbulent kinetic energy.

For the sake of simplicity a statistically stationary and homogeneous fluctuating field  $\mathbf{u}'$  about a stationary mean flow  $\bar{\mathbf{u}}$  function of position  $\mathbf{x}$ , is considered. In other words, the velocity field is represented by

$$\mathbf{u}(\mathbf{x}, t) = \bar{\mathbf{u}}(\mathbf{x}) + \mathbf{u}'(\mathbf{x}, t) \quad (1)$$

with

$$\frac{\partial p_E(\mathbf{u}')}{\partial t} = \frac{\partial p_E(\mathbf{u}')}{\partial x_i} = 0 \quad (2)$$

where  $p_E$  is the Eulerian PDF of the flow. The formulation of the stochastic model for velocity can be made in terms of the fluctuating components by writing a stochastic differential equation for  $u'_i$  as (Thomson, 1987)

$$du'_i = a'_i(\mathbf{x}, \mathbf{u}) dt + (C_0 \varepsilon)^{1/2} dW_i \quad (3)$$

where  $C_0$  is the a universal constant connected to the second-order Lagrangian structure function,  $\varepsilon$  is the mean dissipation rate of turbulent kinetic energy and  $dW_i$  are the components of a Wiener process, *i.e.*,  $\overline{dW_i(t) dW_j(s)} = \delta_{ij} \delta(t - s)$ . Consistently, the positions  $x_i$  are described by

$$dx_i = [\bar{u}_i(\mathbf{x}) + u'_i] dt \quad (4)$$

which actually states that the motion of a passive tracer can be considered as the motion following the mean flow plus a fluctuation.

It is worth noting that the drift coefficient  $a'_i(\mathbf{x}, \mathbf{u})$  in Equation (3) is not assumed to depend on  $\mathbf{u}'$  only, but on the whole velocity field  $\mathbf{u}$ . This is consistent with the fact that, in general, the state of a particle is determined by  $(\mathbf{x}, \mathbf{u})$  and not by  $(\mathbf{x}' \equiv \mathbf{x} - \bar{\mathbf{u}}(t - t_0), \mathbf{u}')$ , as would hold for the homogeneous case.

Apart from the Lagrangian description, the process represented by Equations (3) and (4) can be described from an Eulerian point of view by the equivalent Fokker-Planck equation (see, e.g., Risken, 1989)

$$\frac{\partial}{\partial t} p_L + \frac{\partial}{\partial x_k} [u_k p_L] + \frac{\partial}{\partial u_k} [a_k p_L] = \frac{C_0 \varepsilon}{2} \frac{\partial^2}{\partial x_k^2} p_L \quad (5)$$

where  $p_L \equiv p_L(\mathbf{x}, \mathbf{u}, t)$  is the PDF of the process  $(\mathbf{x}, \mathbf{u})$ .

In order to highlight the contributions to the model of the mean and fluctuating parts, remembering the stationarity of the mean flow, we can write

$$du_i = d\bar{u}_i + du'_i = \bar{u}_k \frac{\partial \bar{u}_i}{\partial x_k} dt + du'_i. \quad (6)$$

Therefore, the drift term  $a_i$  can be expressed in terms of  $a'_i$  and of the mean velocity as follows:

$$a_i = \bar{u}_k \frac{\partial \bar{u}_i}{\partial x_k} + a'_i. \quad (7)$$

Using the WMC (*i.e.*, replacing  $p_L$  with the supposed known  $p_E$  of the flow), Equation (5) becomes an equation for  $a_i$ :

$$a_i = \frac{C_0 \varepsilon}{2} \frac{1}{p_E} \frac{\partial p_E}{\partial u_i} + \frac{\phi_i}{p_E} \quad (8)$$

where  $\phi_i$  must satisfy

$$\frac{\partial \phi_i}{\partial u_i} = -u_k \frac{\partial p_E}{\partial x_k}. \quad (9)$$

It is well known that the WMC provides only a necessary condition and is not sufficient to determine a LSM uniquely. One possible choice is to adopt the Thomson (1987) WM solution for a Gaussian  $p_E$ . This model, for a steady flow with homogeneous turbulence, gives the following expression

$$\frac{\phi_i}{p_E} = u_k \frac{\partial \bar{u}_i}{\partial x_k} \quad (10)$$

from which it turns out that

$$a'_i = -\frac{u'_i}{T_i} + u'_k \frac{\partial \bar{u}_i}{\partial x_k} \quad (11)$$

where  $T_i = 2\overline{u_i'^2} (C_0 \varepsilon)^{-1}$  is the Lagrangian decorrelation time.

However, in contrast to this result, a quasi-homogeneous mean field is usually assumed in geophysical applications, leading to a simplified model where

$$a'_i = -\frac{u'_i}{T_i}. \quad (12)$$

Differences between the two models arise from the second term on the r.h.s of Equation (11). They therefore depend on the spatial structure of the flow. In particular the time scales

$$\mathcal{T}_{ik} = \left( \frac{\partial \overline{u_i}}{\partial x_k} \right)^{-1} \quad (13)$$

should be considered and compared to  $T_i$ . Model (12) can be considered approximately valid if  $\mathcal{T}_{ij} \gg T_k$  for any  $i, j, k$ . However, it does not formally satisfy the basic requirement of the WMC, which means that, after times comparable to  $\mathcal{T}_{ij}$  the accumulation of an initially well mixed tracer would become detectable.

Although Equation (10) does not represent the only possible solution of Equation (5), the differences between this WM model and the simplified non-WM model can be considered as more general, being related to the neglect of the mean field  $\overline{\mathbf{u}}$ . The differences between the two formulations will be investigated in the following section in terms of the mean shear for some simplified cases.

### 3 Model analysis in shear flows

To understand the impact of the results shown in the previous section, it is important to point out that the dispersion in a flow with a non uniform mean velocity field strongly depends on the flow structure. This can be inferred from a classical result (Monin and Yaglom, 1971, p. 556), which shows that the mean square dispersion in a flow with linear shear and homogeneous turbulence grows in the streamwise direction with the third power of time. Another known result (Borgas et al., 1997) is that rotation inhibits dispersion and reduces the diffusion coefficient (when it exists).

In order to give some insight into the effects of the mean flow structure on the LSM formulation, it is useful to think of the mean shear as a superposition of two components: mean rate of strain and rotation. For a two-dimensional flow a useful measure of this property is the Okubo-Weiss (OW) parameter, defined as

$$Q = \frac{(S^2 - W^2)}{4} \quad (14)$$

where  $S = \det(\mathcal{S})$  and  $W = \det(\mathcal{W})$ , with  $\mathcal{S}$  and  $\mathcal{W}$  the rate of strain and rate of rotation matrices, respectively.

The dispersion process is expected to behave differently in regions with different properties. In order to understand the model properties, we analysed the behaviour of the two formulations in flows with extreme values of the OW parameter. As mentioned, a classical result holds for dispersion in linear shear flow (Monin and Yaglom, 1971, p. 556). In two dimension the mean field is  $\overline{\mathbf{u}}(\mathbf{x}) = (\alpha x_2, 0)$ . The shear tensor reads

$$\frac{\partial \overline{u_i}}{\partial x_j} = \begin{bmatrix} 0 & \alpha \\ 0 & 0 \end{bmatrix} \quad (15)$$

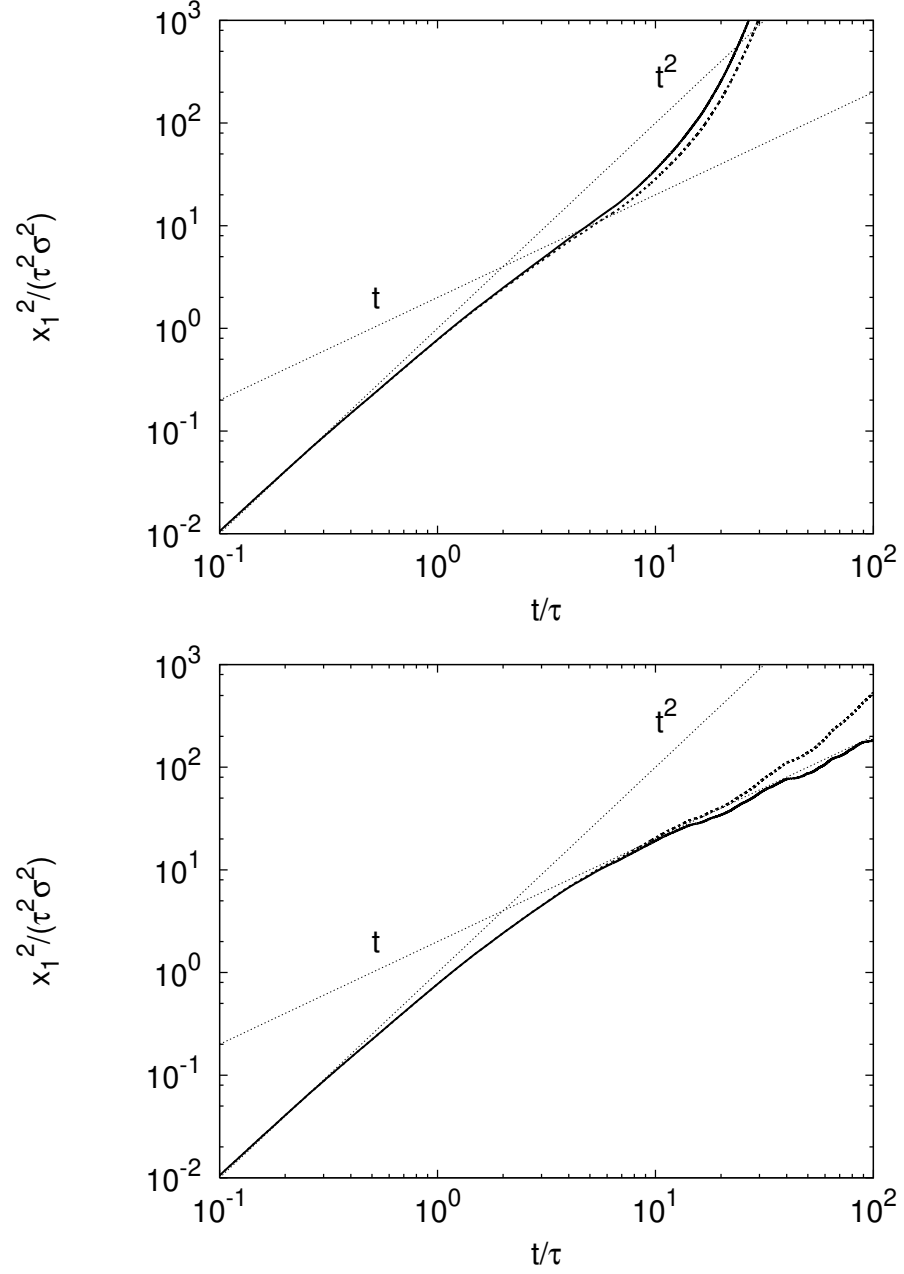


Figure 1: Time evolution of mean square displacement in two flows: a) strain; b) rotation. Thick lines are: T87 (continuous) and QH (dotted). Thin lines are analytical values for: ballistic regime ( $t^2$ ) and diffusive regime ( $t$ )

and the rate of strain and rate of rotation matrices read

$$\mathcal{S} = \begin{bmatrix} 0 & \alpha/2 \\ \alpha/2 & 0 \end{bmatrix} \quad (16)$$

and

$$\mathcal{W} = \begin{bmatrix} 0 & \alpha/2 \\ -\alpha/2 & 0 \end{bmatrix}, \quad (17)$$

respectively.

Analytical results only exist for the “pure shear” case, because in the other cases the symmetry (or anti-symmetry) of matrices does not allow for variable separation. Therefore, simulations with the simplified and WM formulations were performed to compare model characteristics in isotropic turbulence ( $\overline{u_1'^2} = \overline{u_2'^2} = \sigma^2$  and  $T_1 = T_2 = \tau$ ). Figures 1a and b compare the results of the two models for  $\alpha\tau = 0.2$  in the “pure shear”, “pure strain” and “pure rotation” cases. No appreciable differences occur in the first case (not shown), while more significant differences are observed in the other two cases. In particular, in the “pure strain” case, where a strong increase in mean square displacement is observed, the “quasi-homogeneous” model significantly underestimate dispersion. By contrast, the “pure rotation” case not only overestimates dispersion, but does not display the expected asymptotic linear time-dependence.

## 4 An idealised oceanic application

In order to show the differences between the two formulations in a more realistic flow, we decided to model turbulent dispersion in a two dimensional closed basin, bearing in mind the surface flow in a (semi-en)closed marine basin such as the Adriatic Sea (see, e.g., Lacorata et al., 2001, for a similar schematic representation of the flow).

A two-dimensional and incompressible mean flow is assumed in a box of dimension  $L_x$  and  $L_y$ . For this flow a streamfunction  $\psi(x, y)$  can be defined as

$$\psi(x, y) = A \cos(\pi \frac{x}{L_x}) \cos(\pi \frac{y}{L_y}) \quad (18)$$

where  $A$  drives the amplitude of the mean flow. Mean velocity vectors and the OW parameter are reported in Figure 2, showing that the central part of the domain is dominated by rotation, while strain plays the main role in the corner regions.

For simplicity, turbulence is assumed as a homogeneous, isotropic, stationary, Gaussian process. More complex and realistic cases could be studied (see, e.g., Maurizi et al., 2004), but are beyond the scope of this work. The parameters in non-dimensional form are:  $L_x = L_y \equiv L = 20\sigma\tau$  and  $A = 40\sigma^2\tau$ .

Equations (3) and (4) were solved numerically for  $10^5$  particles with drift takes as in Equation (11) for the well mixed (T87) model and Equation (12) for the quasi-homogeneous (QH) model. Perfect reflection was used at boundaries  $x_i = \pm L/2$ .

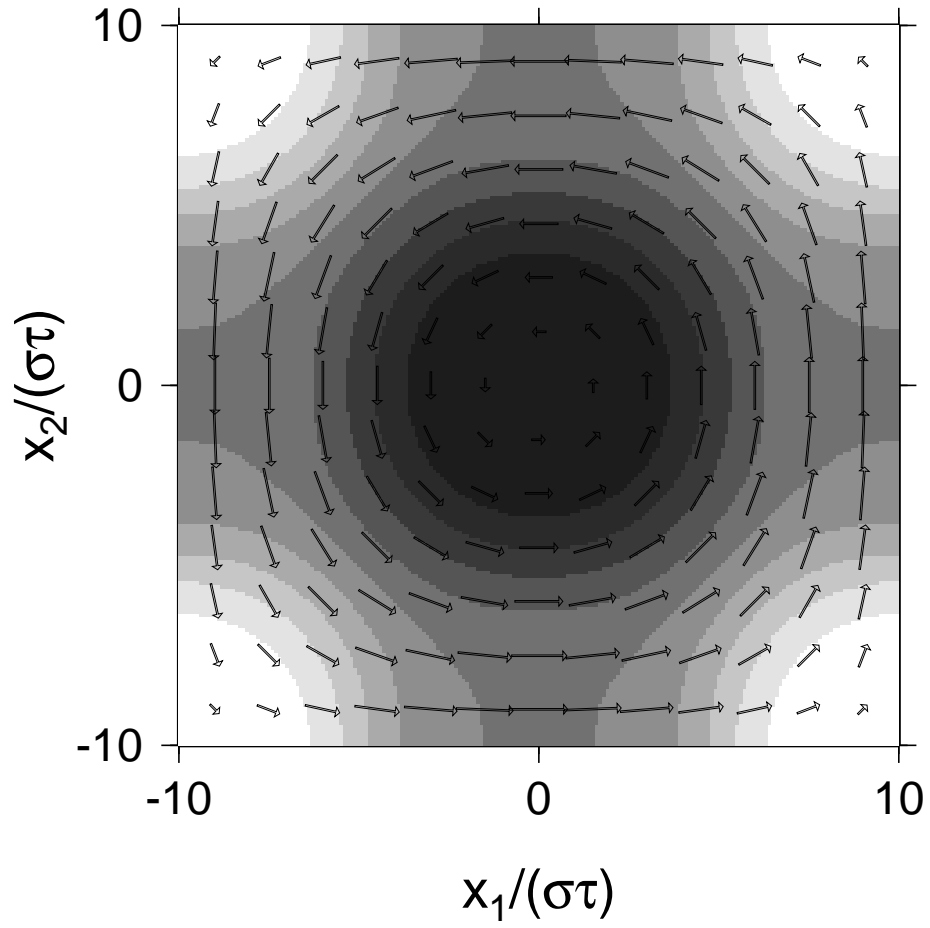


Figure 2: Mean field and Okubo-Weiss parameter. Negative values of OW correspond to darker shading and are located in the centre of the domain.

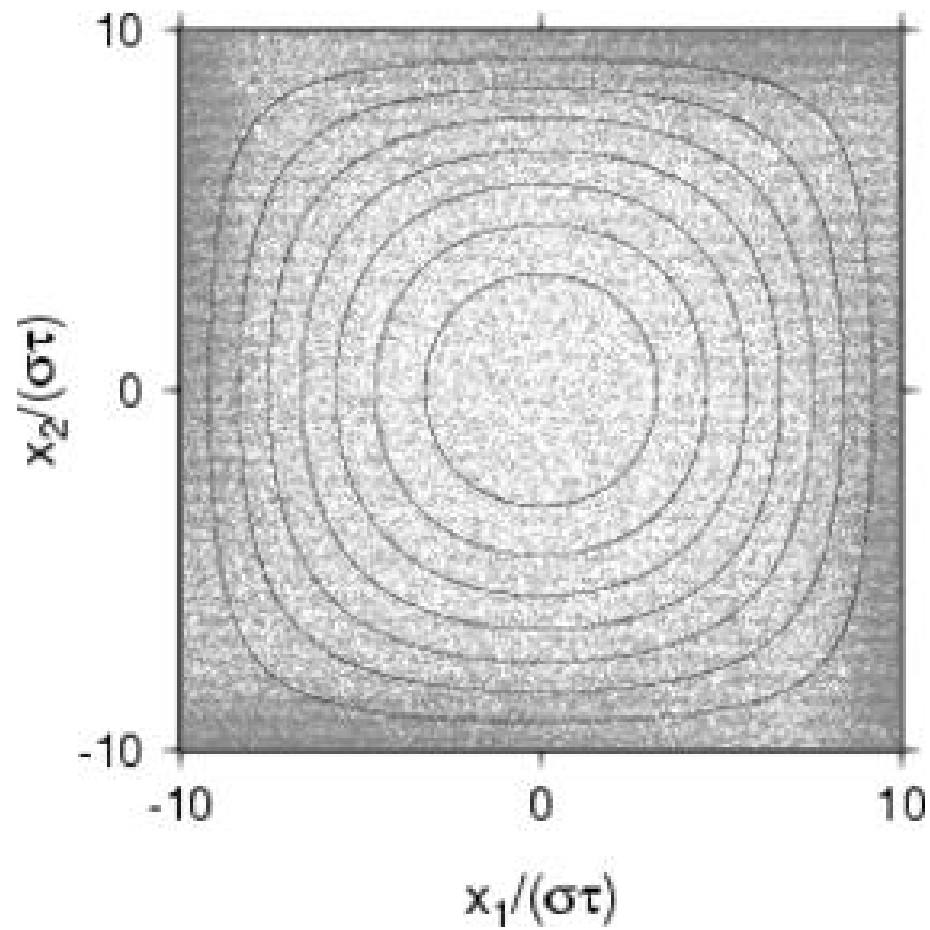


Figure 3: Tracer distribution in the two dimensional closed basin at  $t = 0.5T_a$ . The distribution was uniform at  $t = 0$ .



Both the simplified and T87 models are tested against the WMC. While T87 gave the expected result, *i.e.*, it maintained the initially uniform distribution, the results of the simplified model showed an accumulation of tracer particles near the boundaries as reported in Figure 3, where the spatial distribution of  $10^5$  tracer particles (drifters) is shown at time  $t = 0.5T_a$ , where  $T_a = L^2(\pi A)^{-1}$  is the advection time scale.

In order to assess the impact of the non well mixedness on dispersion, the role of regions with different mean properties was investigated by placing instantaneous point sources at a)  $(x_1, x_2) = (0.4, 0.4)L$  and b)  $(x_1, x_2) = (0, 0)L$ . The first case simulated a dispersion mainly dominated by strain, while the second was more influenced by rotation, according to the OW parameter field shown in Figure 2. Results of the simulations for the mean square displacement are shown in Figures 4a and b. The large time behaviour is influenced by the finite size of the domain. Nevertheless, between the ballistic regime and the asymptotic regime, there is a region which displays features similar to those found for the case of linear shear studied in the previous section. In particular, if strain dominates, the simplified model underestimates the variance of position, whereas the opposite occurs in case of rotation.

## 5 Conclusions

The formulation of Lagrangian stochastic models for non-homogeneous mean flows is considered. It has been demonstrated that the model properties are dependent on terms that couple turbulent fluctuations and the mean shear. Typical implementations in geophysical applications do not consider these terms and therefore do not satisfy well mixedness. The evaluation of the differences between the correct and simplified formulations in a simplified model for an oceanic surface flow shows that regions with different flow structure behave differently.

## Acknowledgements

The support of the “Italia-USA Project on Climatic Change” is acknowledged.

## References

- Borgas, M. S., T. K. Flesch, and B. L. Sawford, 1997: Turbulent dispersion with broken reflectional symmetry. *J. Fluid Mech.*, **332**, 141–156.
- Brickman, D. and P. C. Smith, 2002: Lagrangian stochastic modeling in coastal oceanography. *J. Atmos. Ocean. Technol.*, **19**, 83–99.
- Etling, D., J. Preuss, and M. Wamser, 1986: Application of a random walk model to turbulent diffusion in complex terrain. *Atmos. Environ.*, **20**, 741–747.

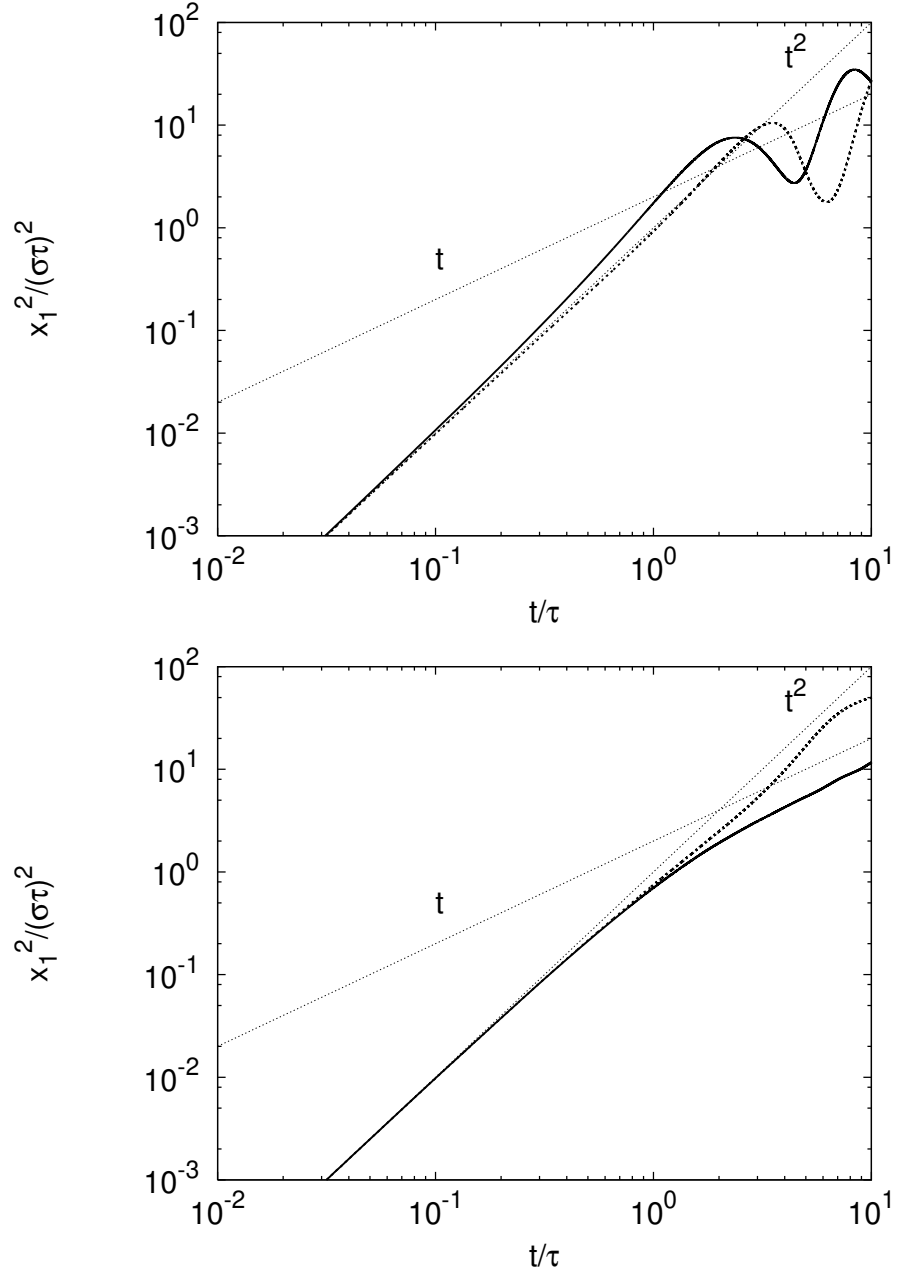


Figure 4: Time evolution of mean square displacement for point source in the closed basin: a) strain dominated; b) rotation dominated. Thick lines are: T87 (continuous) and QH (dotted). Thin lines are analytical values for: ballistic regime ( $t^2$ ) and diffusive regime ( $t$ )

- Franzese, P., A. K. Luhan, and M. S. Borgas, 1999: An efficient Lagrangian stochastic model of vertical dispersion in the convective boundary layer. *Atmos. Environ.*, **33**, 2337–2345.
- Griffa, A., 1996: Applications of stochastic particle models to oceanographic problems, *Stochastic Modelling in Physical Oceanography*, P. M. R.J. Adler and B. Rozovskii, eds., Birkhauser, pp. 114–140.
- Lacorata, G., E. Aurell, and A. Vulpiani, 2001: Drifter dispersion in the Adriatic Sea: Lagrangian data and chaotic model. *Annales Geophysicae*, **19**, 121–129.
- Maurizi, A., A. Griffa, P.-M. Poulain, and F. Tampieri, 2004: Lagrangian turbulence in the Adriatic Sea as computed from drifter data: effects of inhomogeneity and nonstationarity. *J. Geophys. Res. - Oceans*, **109**, art. No. C04010.
- Monin, A. S. and A. M. Yaglom, 1971: *Statistical fluid mechanics*, vol. I, MIT Press, Cambridge, 769 pp.
- Obukhov, A. M., 1959: Description of turbulence in terms of Lagrangian variables. *Adv. Geophys.*, **6**, 113–116.
- Rao, K. S., 1999: Lagrangian stochastic modeling of dispersion in the stable boundary layer. *Boundary-Layer Meteorol.*, **90**, 541–549.
- Risken, H., 1989: *The Fokker-Planck Equation. Methods of Solution and Applications*, 2nd ed., Springer-Verlag.
- Thomson, D. J., 1987: Criteria for the selection of stochastic models of particle trajectories in turbulent flows. *J. Fluid Mech.*, **180**, 529–556.
- Wilson, J. D. and B. L. Sawford, 1996: Review of Lagrangian stochastic models for trajectories in the turbulent atmosphere. *Boundary-Layer Meteorol.*, **78**, 191–210.