

Gravitation, the ‘Dark Matter’ Effect and the Fine Structure Constant

Reginald T. Cahill

School of Chemistry, Physics and Earth Sciences

Flinders University

GPO Box 2100, Adelaide 5001, Australia

Reg.Cahill@flinders.edu.au

January, 2004 physics/0401047

Abstract. Gravitational anomalies such as the mine/borehole g anomaly, the near-flatness of the spiral galaxy rotation-velocity curves, currently interpreted as a ‘dark matter’ effect, the absence of that effect in ordinary elliptical galaxies, and the ongoing problems in accurately determining Newton’s gravitational constant G_N are explained by a generalisation of the Newtonian theory of gravity to a fluid-flow formalism with one new dimensionless constant. By analysing the borehole data this constant is shown to be the fine structure constant $\alpha = e^2/\hbar c \approx 1/137$. The spiral galaxy ‘dark matter’ effect and the globular cluster central ‘black hole’ masses for M15 and G1 are then predicted. This formalism also explains the cause of the long-standing uncertainties in G_N and leads to the introduction of a fundamental gravitational constant $G \neq G_N$ with value $G = (6.6526 \pm 0.013) \times 10^{-11} \text{ m}^3\text{s}^{-2}\text{kg}^{-1}$. The occurrence of α implies that space has a quantum structure, and we have the first evidence of quantum gravity effects.

Introduction. There are numerous gravitational phenomena which are inexplicable within the Newtonian theory of gravity, including the mine/borehole g anomaly [1, 2, 3], the almost flat rotation-velocity curves of spiral galaxies [4], the absence of that effect in ordinary elliptical galaxies [5], and an ongoing lack of convergence in measurements of the Newtonian Gravitational constant G_N over the last 60 years [6], and other anomalies not discussed here. The spiral galaxy effect has been interpreted as being caused by an unknown form of ‘dark matter’ [7]. Historically the Newtonian theory was based on observations within the solar system, in which small test ‘objects’, planets, are in orbit about a large central mass - the sun. A unique extension of the Newtonian theory, made possible by recognising that this theory has a natural ‘fluid-flow’ formulation, and which introduces one new dimensionless gravitational constant, shows that when the mass distribution is not spherical, or even within a spherical mass distribution, then and only then does the extended theory show deviations from Newtonian gravity, and indeed accounts for the various gravitational anomalies. Basically the solar system had too high a spherical system to have revealed a fundamental feature of gravity. By analysing the borehole data this constant is shown to be the fine structure constant $\alpha = e^2/\hbar c = 1/137.036$.

Gravity and the ‘Dark Matter’ Effect. It is not well known that the Newtonian theory may be written as a ‘fluid-flow’ formalism. Extending this formalism [8, 9, 10] we have, assuming no vorticity $\nabla \times \mathbf{v} = \mathbf{0}$,

$$\frac{\partial}{\partial t}(\nabla \cdot \mathbf{v}) + \frac{1}{2}\nabla^2(\mathbf{v}^2) + \frac{\alpha}{8}((tr D)^2 - tr(D^2)) = -4\pi G\rho, \quad (1)$$

where $\rho(\mathbf{r}, t)$ is the matter density, α is a new dimensionless constant, G is the Newtonian gravitational constant, and D is the symmetric part of the fluid mechanics rate-of-strain tensor

$$D_{ij} = \frac{1}{2}\left(\frac{\partial v_i}{\partial x_j} + \frac{\partial v_j}{\partial x_i}\right). \quad (2)$$

For specificity consider the velocity flow field $\mathbf{v}(\mathbf{r}, t)$ as defined with respect to the Cosmic Microwave Background frame of reference. The flow is interpreted as an ongoing reprocessing of a substratum structure of space; not as a flow *through* space. Together with (1)

we have the Euler fluid acceleration

$$\mathbf{g} = (\mathbf{v} \cdot \nabla) \mathbf{v} + \frac{\partial \mathbf{v}}{\partial t}. \quad (3)$$

Eqns.(1) and (3) may be written as

$$\nabla \cdot \mathbf{g}(\mathbf{r}, t) = -4\pi G \rho(\mathbf{r}, t) - 4\pi G \rho_{DM}(\mathbf{r}, t), \quad (4)$$

where

$$\rho_{DM}(\mathbf{r}, t) = \frac{\alpha}{32\pi G} ((tr D)^2 - tr(D^2)), \quad (5)$$

defines an effective ‘dark matter’ (DM) density, but which is associated solely with the self-interaction of the fluid-flow system. When $\alpha = 0$ (4) reduces to the Newtonian theory of gravity (then $G \rightarrow G_N$). The ‘inverse square law’ for g

$$g = -\frac{G_N M}{r^2}, \quad (6)$$

corresponds to a velocity field

$$v = -\sqrt{\frac{2G_N M}{r}}. \quad (7)$$

In terms of the early work by Kepler and Newton the key insight is that for this velocity field $\rho_{DM} = 0$, and for this reason in the solar system, with M the mass of the sun, the need for both a fluid-flow formalism and this ‘dark matter’ term went unnoticed for over 300 years.

The discovery announced here is that (1) together with (3) explain the gravitational anomalies noted above, and that remarkably the data indicate that the value of α is identical to the value of the fine structure constant, $\alpha = e^2/\hbar c \approx 1/137$ (hence the notation) which means that this is the discovery of a quantum-foam substratum of space: a quantum gravity effect. Despite the demonstration herein that the ‘dark matter’ effect is not a form of matter, the structure in (4) implies that the terminology is nevertheless useful, keeping in mind that ρ_{DM} can be negative.

When the matter density and the flow are both spherically symmetric and stationary in time (1) becomes, with $v' \equiv dv/dr$,

$$2\frac{vv'}{r} + (v')^2 + vv'' = -4\pi G \rho(r) - 4\pi G \rho_{DM}(r), \quad (8)$$

and then

$$\rho_{DM}(r) = \frac{\alpha}{8\pi G} \left(\frac{v^2}{2r^2} + \frac{vv'}{r} \right). \quad (9)$$

Eqn.(8) may be written in a non-linear integral form

$$v^2(r) = \frac{8\pi G}{r} \int_0^r s^2 [\rho(s) + \rho_{DM}(s)] ds + 8\pi G \int_r^\infty s [\rho(s) + \rho_{DM}(s)] ds. \quad (10)$$

First consider solutions to (10) in the perturbative regime, and iterating once we find

$$\rho_{DM}(r) = \frac{\alpha}{2r^2} \int_r^\infty s \rho(s) ds + O(\alpha^2), \quad (11)$$

so that in spherical systems the ‘dark matter’ effect is concentrated near the centre, and we find that the total ‘dark matter’

$$M_{DM} \equiv 4\pi \int_0^\infty r^2 \rho_{DM}(r) dr = \frac{4\pi\alpha}{2} \int_0^\infty r^2 \rho(r) dr + O(\alpha^2) = \frac{\alpha}{2} M + O(\alpha^2), \quad (12)$$

where M is the total amount of (actual) matter. Hence to $O(\alpha)$ $M_{DM}/M = \alpha/2$ independently of the matter density profile.

Borehole g Anomaly. When the matter density $\rho(r) = 0$ for $r \geq R$, as for the earth, then we also obtain, to $O(\alpha)$, from (3) and (10) Newton’s ‘inverse square law’ for $r > R$

$$g(r) = \begin{cases} -\frac{(1 + \frac{\alpha}{2})GM}{r^2}, & r > R, \\ -\frac{4\pi G}{r^2} \int_0^r s^2 \rho(s) ds - \frac{2\pi\alpha G}{r^2} \int_0^r \left(\int_s^R s' \rho(s') ds' \right) ds, & r < R, \end{cases} \quad (13)$$

and we see that the effective Newtonian gravitational constant in (13) is $G_N = (1 + \frac{\alpha}{2})G$ which is different to the fundamental gravitational constant G in (1). The result in (13), which is different from that of the Newtonian theory ($\alpha = 0$) has actually been observed in mine/borehole measurements [1, 2, 3] of $g(r)$, though of course there had been no explanation for the effect, and indeed the reality of the effect was eventually doubted. The gravity residual [1, 2, 3] is defined as

$$\Delta g(r) \equiv g(r)_{Newton} - g(r)_{observed} \quad (14)$$

$$= g(r)_{Newton} - g(r). \quad (15)$$

The ‘Newtonian theory’ assumed in the determination of the gravity residuals is, in the present context,

$$g(r)_{Newton} = \begin{cases} -\frac{G_N M}{r^2}, & r > R, \\ -\frac{4\pi G_N}{r^2} \int_0^r s^2 \rho(s) ds, & r < R, \end{cases} \quad (16)$$

with $G_N = (1 + \frac{\alpha}{2})G$. Then $\Delta g(r)$ is found to be, to 1st order in α and in $R - r$, i.e. near the surface,

$$\Delta g(r) = \begin{cases} 0, & r > R, \\ -2\pi\alpha G_N \rho(R)(R - r), & r < R. \end{cases} \quad (17)$$

which is the form actually observed [1, 2, 3]. So outside of the spherical earth the Newtonian theory and the in-flow theory are indistinguishable, as indicated by the horizontal line, for $r > R$, in Fig.1. However inside the earth the two theories give a different dependence on r , due to the ‘dark matter’ effect within the earth.

Gravity residuals from a borehole into the Greenland Ice Cap were determined down to a depth of 1.5km [3]. The ice had a density of $\rho(R) = 930 \text{ kg/m}^3$, and from (17), using $G_N = 6.6742 \times 10^{-11} \text{ m}^3\text{s}^{-2}\text{kg}^{-1}$, we obtain from a linear fit to the slope of the data points in Fig.1 that $\alpha^{-1} = 139 \pm 5$, which equals the value of the fine structure constant $\alpha^{-1} = 137.036$ to within the errors, and for this reason we identify the α constant in (1) as being the fine structure constant. To confirm that this is not a coincidence we now predict the spiral galaxy ‘dark matter’ effect and the globular cluster ‘black hole’ masses using this value for α .

Spiral Galaxies. Consider the solution of (1) for a galaxy with a non-spherical matter distribution. Then numerical techniques are necessary, but beyond a sufficiently large distance the in-flow will have spherical symmetry, and in that region we may use (8) and (9) with $\rho(r) = 0$. Remarkably then the in-flow equation has an exact non-perturbative analytic solution,

$$v(r) = K \left(\frac{1}{r} + \frac{1}{R_S} \left(\frac{R_S}{r} \right)^{\frac{\alpha}{2}} \right)^{1/2}, \quad (18)$$

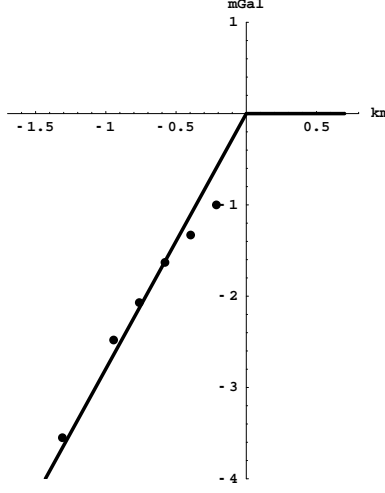


Figure 1: The data shows the gravity residuals for the Greenland Ice Cap [3] Airy measurements of the $g(r)$ profile, defined as $\Delta g(r) = g_{Newton} - g_{observed}$, and measured in mGal ($1\text{mGal} = 10^{-3} \text{ cm/s}^2$), plotted against depth in km. Using (17) we obtain $\alpha^{-1} = 139 \pm 5$ from fitting the slope of the data, as shown.

where R_S characterises the length scale of the non-perturbative part of this expression. For a spherical matter system, or a nearly spherical matter system such as an ordinary elliptical galaxy, $R_S \rightarrow \infty$. However for a highly non-spherical matter system, such as a spiral galaxy R_S is finite: basically such a matter system triggers a highly non-perturbative in-flow, and the self-interaction of the ‘quantum-foam’ substratum is manifestly different from the Newtonian prediction. The galactic circular orbital velocities of stars etc may be used to observe this process in a spiral galaxy and from (3) and (18) we obtain a replacement for the Newtonian ‘inverse square law’ (6),

$$g(r) = \frac{K^2}{4} \left(\frac{1}{r^2} + \frac{\alpha}{2R_S r} \left(\frac{R_S}{r} \right)^{\frac{\alpha}{2}} \right), \quad (19)$$

and hence (6) is only valid outside a spherically symmetric matter distribution, for then $R_S \rightarrow \infty$. The centripetal acceleration relation $v_O(r) = \sqrt{rg(r)}$ then gives a ‘universal

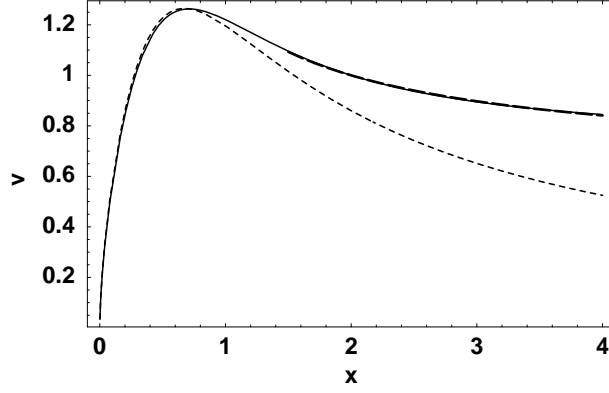


Figure 2: Spiral galaxy rotation velocity curve plots, with $x = r/R_{opt}$. Solid line is the Universal Rotation Curve (URC) for luminosity $L/L_* = 3$, using the URC in (21), Ref.[4]. Short dashes line is URC with only the matter exponential-disk contribution, and re-fitted to the full URC at low x . Long dashes line is the form in (20), for $\alpha = 1/137$ and $R_S = 0.01R_{opt}$.

rotation curve'

$$v_O(r) = \frac{K}{2} \left(\frac{1}{r} + \frac{\alpha}{2R_S} \left(\frac{R_S}{r} \right)^{\frac{\alpha}{2}} \right)^{1/2}. \quad (20)$$

Because of the α dependent part this rotation-velocity curve falls off extremely slowly with r , as is indeed observed for spiral galaxies. Of course it was the inability of the Newtonian gravity theory to explain these observations that led to the notion of ‘dark matter’. It is possible to illustrate the form in (20) by comparing¹ it with rotation curves of spiral galaxies. Persic, Salucci and Stel [4] analysed some 1100 optical and radio rotation curves, and demonstrated that they are describable by the empirical universal rotation curve (URC)

$$v_O(x) = v(R_{opt}) \left[\left(0.72 + 0.44 \text{Log} \frac{L}{L_*} \right) \frac{1.97x^{1.22}}{(x^2 + 0.78^2)^{1.43}} + 1.6e^{-0.4(L/L_*)} \frac{x^2}{x^2 + 1.5^2(\frac{L}{L_*})^{0.4}} \right]^{1/2} \quad (21)$$

¹Special thanks to Peter Morris for pointing out an error here in a previous version of this paper.

where $x = r/R_{opt}$, and where R_{opt} is the optical radius, or 85% matter limit. The first term is the Newtonian contribution from an exponential matter disk. The form in (20) with $\alpha = 1/137$ fits, for example, the high luminosity URC, for a suitable value of R_S , which depends on the luminosity, as shown by one example in Fig.2. For low luminosity data the observations do not appear to extend far enough to reveal the decrease in the rotation curve, predicted by (20). The empirical form in (21) is flat asymptotically, but again the data cannot confirm that. R_S in (18) is related to the matter size by a relationship like $R_S \sim R/e^2$, where e is the eccentricity of the matter distribution and R is a scale size for that distribution, and so for an elliptical galaxy $e \approx 0$ and $R_S \gg R_{opt}$, and so there is essentially no external ‘dark matter’ effect, that is, the rotation curves decrease like $1/\sqrt{r}$. This explains the recent discovery [5] that planetary nebulae in ordinary elliptical galaxies do have such Keplerian or Newtonian rotation curves.

Black Holes. At the center of matter distributions the new theory of gravity also displays a novel phenomenon, namely the occurrence of ‘in-flow singularities’ which act as black holes. Such black holes are mandated by the in-flow and are not contingent phenomena: at the center of elliptical galaxies, spiral galaxies and globular clusters $\rho(r) = 0$ so again (18) is the relevant exact solution, in the case of spherical symmetry in the core region. Recently it has been reported that globular clusters [12, 13] have central black holes. Again the spatial structure of these black hole in-flow singularities is determined by α - they are intrinsically quantum processes, and their effective ‘mass’ is computable within the new theory. In the case of the globular clusters the theory predicts the mass of the central ‘attractor’. Numerical solutions of (8) for typical cluster density profiles reveal that the central ‘dark matter’ mass is accurately given by the perturbative result $M_{DM}/M = \alpha/2 = 0.00365$. This is because the non-perturbative form in (18) sets in at a very small radius, and then makes a very small contribution to M_{DM} . Then the M_{DM}/M mass ratio is independent of the density profile, as noted above. The clusters M15 and G1 then give an excellent opportunity to test again the new theory. For M15 the mass of the central ‘black hole’ was found to be [12] $M_{DM} = 1.7^{+2.7}_{-1.7} \times 10^3 M_\odot$, and the total

mass of M15 was determined [14] to be $4.9 \times 10^5 M_\odot$. Then these results together give $M_{DM}/M = 0.0035^{+0.011}_{-0.0035}$ which is in excellent agreement with the above prediction. For G1 we have [13] $M_{DM} = 2.0^{+1.4}_{-0.8} \times 10^4 M_\odot$, and $M = (7 - 17) \times 10^6 M_\odot$. These values give $M_{MD}/M = 0.0006 - 0.0049$, which is also consistent with the above $\alpha/2$ prediction. It is important to repeat that most of this ‘central mass’ is the ‘dark matter’ effect, and that the ‘black hole’ singularity at $r = 0$ from (18) produces little effect. Hence the globular cluster observations again indicate the role of the fine structure constant in gravity.

Such novel ‘black hole effects’ may also be occurring in other systems. Eqn.(1) also has novel gravitational wave phenomena [8, 9, 10].

Measuring G . Finally it is now possible to explain the cause of the longstanding variations [6] in the measurements of the value of G_N , shown in Fig.3. Note that the relative spread $\Delta G_N/G_N \approx \alpha$, as we would now expect. Essentially the different Cavendish-type laboratory experiments used different matter geometries, and as we have seen, the geometry of the masses has a major effect on the in-flow, and so on the measured force between the masses. Only for the borehole-type experiments do we have a complete analytic analysis, and an ocean measurement [11] of g gives a $G_N = (6.677 \pm 0.013) \times 10^{-11} \text{ m}^3 \text{s}^{-2} \text{kg}^{-1}$, shown by the upper horizontal line in Fig.3. From that value we may extract the value of the ‘fundamental gravitational constant’ G by removing the ‘dark matter’ effect: $G = (1 - \frac{\alpha}{2})G_N = (6.6526 \pm 0.013) \times 10^{-11} \text{ m}^3 \text{s}^{-2} \text{kg}^{-1}$, compared to the current CODATA value of $G_N = (6.6742 \pm 0.001) \times 10^{-11} \text{ m}^3 \text{s}^{-2} \text{kg}^{-1}$, which is contaminated with ‘dark matter’ effects. Then in the various experiments, without explicitly computing the ‘dark matter’ effect, one will find an ‘effective’ value of $G_N > G$ that depends on the geometry of the masses. A re-analysis of the data in Fig.3 using the in-flow theory is predicted to resolve these apparent discrepancies.

Conclusion. The new theory of gravity is able to explain the numerous gravitational anomalies, only a few of which have been discussed here. In doing so comparisons with the observations show that the theory describes gravity as an inhomogeneous in-flow into

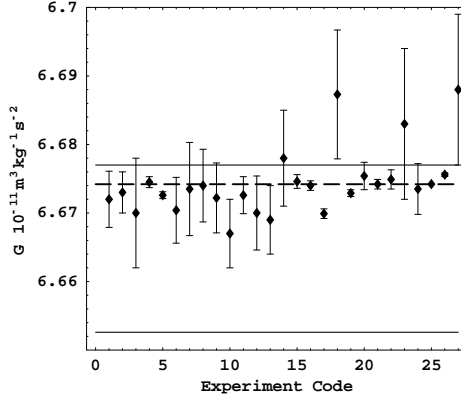


Figure 3: Results of precision measurements of G_N published in the last sixty years in which the Newtonian theory was used to analyse the data. These results show the presence of a systematic effect not in the Newtonian theory. **1:** Gaithersburg 1942, **2:** Magny-les-Hameaux 1971, **3:** Budapest 1974, **4:** Moscow 1979, **5:** Gaithersburg 1982, **6-9:** Fribourg Oct 84, Nov 84, Dec 84, Feb 85, **10:** Braunschweig 1987, **11:** Dye 3 Greenland 1995, **12:** Gigerwald Lake 1994, **13-14:** Gigerwald Lake 1995 112m, 88m, **15:** Lower Hutt 1995 MSL, **16:** Los Alamos 1997, **17:** Wuhan 1998, **18:** Boulder JILA 1998, **19:** Moscow 1998, **20:** Zurich 1998, **21:** Lower Hutt MSL 1999, **22:** Zurich 1999, **23:** Sevres 1999, **24:** Wuppertal 1999, **25:** Seattle 2000, **26:** Sevres 2001, **27:** Lake Brasimone 2001. The upper horizontal line shows the value from the 1991 ocean measurements [11], while the dashed line shows the current CODATA G_N value based on a statistical analysis of the indicated measurements. The lower line shows the value of G after removing the ‘dark matter’ effect within the earth on the Ref.[11] G_N value.

matter, and essentially reveals space to be a quantum-foam process, with the strength of the self-interactions in this process set by the fine structure constant, while G specifies the interaction strength between space and matter. Hence quantum gravity effects are much larger than expected and observable.

References

- [1] F.D. Stacey *et al.*, *Phys. Rev.* **D23**, 2683(1981).
- [2] S.C. Holding, F.D. Stacey, and G.J. Tuck *Phys. Rev.* **D33**, 3487(1986).
- [3] M.E. Ander *et al.*, *Test of Newton's Inverse-Square Law in the Greenland Ice Cap*, *Phys.Rev.Lett.* **62**, 985(1989).
- [4] M. Persic, P. Salucci, F. Stel, *The Universal Rotation Curve of Spiral Galaxies: I The Dark Matter Connection*, *Mon.Not.R.Astronom.Soc.* **281**, 27(1996).
- [5] A.J. Romanowsky, *et al.*, *A Dearth of Dark Matter in Ordinary Elliptical Galaxies*, *Science* **301**, 1696(2003).
- [6] G.T. Gillies, *The Newtonian Gravitational Constant: Recent Measurements and Related Studies*, *Rep. Prog. Phys.* **60**, 151-225(1997).
- [7] K.C. Freeman, *The Hunt for Dark Matter in Galaxies*, *Science* **302**, 1902(2003).
- [8] R.T. Cahill, *Gravity as Quantum Foam In-Flow*, *Apeiron*, **11**, No.1, pp. 1-52(2004).
- [9] R.T. Cahill, *Absolute Motion and Gravitational Effects*, *Apeiron*, **11**, No.1, pp. 53-111(2004).
- [10] R.T. Cahill, *Quantum Foam, Gravity and Gravitational Waves*, in *Relativity, Gravitation, Cosmmology*, pp. 168-226, eds. V. V. Dvoeglazov and A. A. Espinoza Garrido (Nova Science Pub., NY, 2004); physics/0312082.

- [11] M. Zumberge *et al.*, *Submarine Measurements of the Newtonian Gravitational Constant*, *Phys. Rev. Lett.* **67**, 3051(1991).
- [12] J. Gerssen, R. P. van der Marel, K. Gebhardt, P. Guhathakurta, R.C. Peterson and C. Pryor, *Hubble Telescope Evidence for an Intermediate-Mass Black Hole in the Globular Cluster M15 II. Kinematic Analysis and Dynamic Modelling*, *Astron.J.* **124**, pp. 3270-3288(2002); Addendum **125**, 376(2003).
- [13] K. Gebhardt, R.M. Rich and L. C. Ho, *A 20 Thousand Solar Mass Black Hole in the Stellar Cluster G1*, *Astrophysical J*, **L41**, 578(2002).
- [14] B.W. Murphy, H.N. Cohn, P.N. Lugger and J.D. Dull, *Dynamical Models of the Globular Clusters M15*, *Bulletin of the Am.Astron.S.* **26**, No.4, 1487(1994).