

Comment on “Total Negative Refraction in Crystals for Ballistic Electrons and Light”

The effect of negative refraction considered in Ref.[1] resembles the analogous effect in left-handed materials (LHM) although the physics is different. In LHM the negative refraction is caused by a negative group velocity, whereas in the case considered in Ref.[1] one deals with the special properties of wave propagation in uniaxial anisotropic media (UAM).

The dispersion relation (DR) for an electromagnetic plane wave in UAM has the form[2]: $\omega^2/c^2 = k_{\parallel}^2/\varepsilon_{\perp} + k_{\perp}^2/\varepsilon_{\parallel}$, where k_{\parallel} and k_{\perp} are the components of the wave vector \mathbf{k} parallel and perpendicular to the uniaxis, and ε_{\parallel} and ε_{\perp} are the corresponding dielectric tensor components in a principal coordinate system. It follows from the DR that $\mathbf{v}_{ph} \cdot \mathbf{v}_g > 0$, whereas in LHM $\mathbf{v}_{ph} \cdot \mathbf{v}_g < 0$, \mathbf{v}_{ph} and \mathbf{v}_g being the phase and group velocities, respectively. It also follows from the DR that the directions of the phase and group velocities are connected by the relation $\tan \varphi_g = (\varepsilon_{\perp}/\varepsilon_{\parallel}) \tan \varphi$, where φ and φ_g are the angles between the anisotropy direction \mathbf{n} and the vectors \mathbf{v}_{ph} (or \mathbf{k}) and \mathbf{v}_g , respectively. The relation between the directions of \mathbf{v}_g and \mathbf{v}_{ph} can be determined graphically. As an example we will consider the case of $\varepsilon_{\perp}/\varepsilon_{\parallel} > 1$. The end of the vector \mathbf{k} lies on an ellipse in the $(k_{\perp}, k_{\parallel})$ plane (Fig.1). Let us introduce another ellipse, which is obtained from the first one by stretching it along the k_{\perp} axis $\varepsilon_{\perp}/\varepsilon_{\parallel}$ times. The vector \mathbf{k}_g , whose end lies on the second (bigger) ellipse and has the same projection on the k_{\parallel} axis as the vector \mathbf{k} , is parallel to \mathbf{v}_g . In such a way one can obtain the direction of the group velocity using the direction of the vector \mathbf{k} and vice versa. For simplicity we consider here and below 2D geometry.

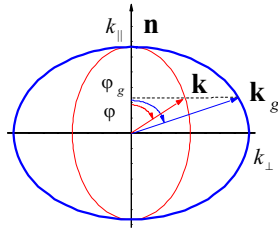


FIG. 1: Relation between \mathbf{k} and \mathbf{k}_g .

Using this method it is easy to consider the refraction of rays on the interface between two identical but arbitrarily oriented UAM (Fig.2). Keeping in mind that the direction of the ray coincides with the group velocity direction, one can determine the sectors $A'_1B'_1$ and $B'_1C'_1$ of the small ellipse, which correspond to rays with negative (sector A_1B_1 of the big ellipse) and positive (sector

B_1C_1) angles of incidence. The end of the wave vector of the refracted ray lies on a similar but differently oriented ellipse and has the same projection on the interface plane as the wave vector of the incident ray. In this way one can determine the wave vector of the refracted ray and, using the graphical method, the refracted ray direction. Dividing the right ellipses to regions corresponding to negative (big ellipse sector A_2B_2 and small ellipse sector $A'_2B'_2$) and positive (sectors B_2C_2 and $B'_2C'_2$) angles of refraction, it is easy to see that rays with negative angles of incidence lying in the sector D_1B_1 , transform to rays with positive angles of refraction (sector B_2D_2).

A general picture of refraction of arbitrary rays is presented in Fig.3. The incident ray b and the refracted ray b' lie on the same side of the normal to the interface that seems as negative refraction, but physically this effect has nothing in common with negative refraction in LHM.

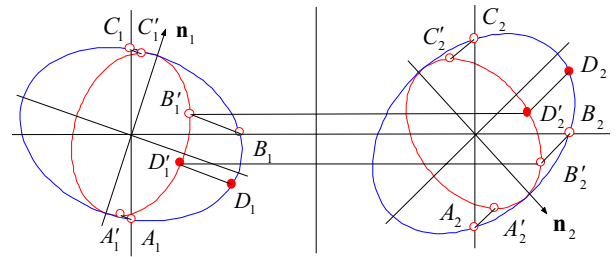


FIG. 2: Determination of regions of positive and negative refraction.

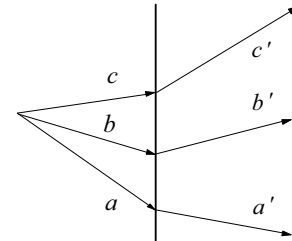


FIG. 3: Refraction of arbitrary rays.

Note, that a periodic structure composed of alternate layers with different permittivity ε_1 and ε_2 behaves as a UAM with respect to electromagnetic waves whose wavelength is much larger than the structure period.

Yu.P.Bliokh and J.Felsteiner
Department of Physics, Technion,
32000 Haifa, Israel.
 PACS 78.20.Ci, 42.25.Gy, 73.40.-c, 73.50.-h

[1] Yong Zhang, B. Fluegel, and A. Mascarenhas, Phys. Rev. Lett. **91**, 157404 (2003).

[2] L. D. Landau, E. M. Lifshitz *Electrodynamics of continuous media* (Pergamon, 1960), p.321.