

# Quantum Energy Border in Vibrational Spectra of Polynomial Molecular Potentials

Alessio Del Monte, Nicola Manini,<sup>\*</sup> and Luca Molinari<sup>†</sup>

*Dipartimento di Fisica, Università degli Studi di Milano  
Via Celoria 16, I-20133 Milano and  
INFN, Unità di Milano, Milano, Italy*

Gian Paolo Brivio<sup>‡</sup>

*Dipartimento di Scienze dei Materiali,  
Università di Milano – Bicocca  
Via Cozzi 53, I-20125 Milano and  
INFN, Unità di Milano-Bicocca, Milano, Italy  
(Dated: October 31, 2003)*

Polynomial approximations around the global minimum of the adiabatic potential energy surface of several polyatomic molecules display an unphysical saddle point of comparatively small energy, leading to a region where the potential is negative and unbounded. This poses an energy upper limit for a reliable evaluation of the vibrational levels. We argue that the presence of such saddle points is general. The effect of tunneling through the saddle is explored by means of non-perturbative evaluations of vibrational spectra based on a tier by tier construction and an exact recursive equation for the resolvent.

PACS numbers: 33.20.Tp, 33.15.Hp, 82.20.Kh

## I. INTRODUCTION

The morphology of the adiabatic potential energy surface (APES), especially its low-energy minima and saddle points, is at the basis of the quantum chemistry of reaction paths and conformational transitions.<sup>1</sup> The adiabatic potential governs the low-energy vibrational dynamics of a rigid molecule of  $N$  atoms and is a complicated function of  $d = 3N - 6$  internal coordinates, such as bond lengths, bending or torsion angles ( $d = 3N - 5$  for linear molecules). Its actual determination is usually a very demanding problem,<sup>2</sup> as the information contents of a function of  $d$  coordinates grows exponentially with  $d$ . A standard approximate parametrization is provided locally by a Taylor expansion around the global minimum  $\mathbf{q}^0$

$$V^{\text{ad}}(\mathbf{q}) = V^{\text{ad}}(\mathbf{q}^0) + \frac{1}{2} \mathcal{H}_{ab}(q_a - q_a^0)(q_b - q_b^0) + V^{\text{anhar}}(\mathbf{q} - \mathbf{q}^0). \quad (1)$$

Here,  $\mathcal{H}_{ab} = \partial^2 V^{\text{ad}} / \partial q_a \partial q_b |_{\mathbf{q}^0}$  is the Hessian matrix and  $V^{\text{anhar}}$  collects all residual higher-order terms. For convenience we take the energy zero such that  $V^{\text{ad}}(\mathbf{q}^0) = 0$ . For a sharp minimum, the kinetic energy can be separated into the energy of a rigid rotator, a vibrational term, and a mixed Coriolis term that is treated as a perturbation. The simultaneous diagonalization of the matrix  $\mathcal{H}$  and of the vibrational kinetic quadratic form defines the normal-mode harmonic frequencies  $\omega_a$  and the dimensionless normal-mode coordinates  $Q_a$  measured with respect to the equilibrium geometry.<sup>3</sup> In terms of these, the expansion of the vibrational Hamiltonian be-

comes ( $\hbar = 1$ ):

$$H = \frac{1}{2} \sum_a \omega_a (P_a^2 + Q_a^2) + \frac{1}{3!} \sum_{abc} \Phi_{abc} Q_a Q_b Q_c + \frac{1}{4!} \sum_{abcd} \Phi_{abcd} Q_a Q_b Q_c Q_d + \dots \quad (2)$$

The frequencies  $\omega_a$  and higher-order force constants  $\Phi_{ab\dots}$  of several molecules have been computed *ab-initio*, and sometimes refined by comparison with spectroscopic data.<sup>4</sup> For a simple molecule such as water, the force constants have been determined up to sixth order,<sup>5</sup> and for several polyatomic molecules the literature reports calculations of third and fourth-order force constants.<sup>6,7,8,9</sup> Hereafter, we shall refer to the (finite) polynomial potential in Eq. (2) as to the PP.

We consider the available data for the PP of several molecules. In all cases we find a saddle point, of comparatively small energy, leading to an unphysical dissociative region where the potential is not bounded from below. We also find that, for most molecules, the potential well accommodates very few quantum levels up to the saddle energy. To our surprise, this problem seems to be neglected: its analysis is the main purpose of the present study.

The standard use of the polynomial expansion (2) is the calculation of a number of vibrational levels, usually by means of perturbation or variational theories, or by numerical diagonalization. Contrary to finite-order perturbative calculations, a non-perturbative determination of vibrational levels inevitably detects tunneling to the unphysical region through the saddle. We show that the presence of this unphysical saddle is a serious issue, affecting radically the range of applicability of exact calculations based on the approximate PP. For this purpose

we develop and make use of a non-perturbative technique (equivalent to exact diagonalization on a large basis) that consists in a recursive evaluation of the Green function in a reduced basis obtained by a “tier by tier” construction. The basic outcome of these exact calculations is that converged vibrational levels do occur only in the energy region below a quantum energy border, given by the sum of the lowest saddle energy (the classical border) plus a quantum correction. The latter is the zero-point energy of the  $d - 1$  “transverse” modes (of positive curvature) at the saddle point.

The paper is organized as follows: In Sec. II we present the data for the lowest unphysical saddle point of some molecules, based on force constants available in the literature, and give arguments for their general occurrence in polynomial approximations of APES. The quantum energy border for suppression of tunneling is introduced in Sec. III. The influence of the quantum energy border on the convergence of vibrational levels is illustrated by applying our non-perturbative method to a simple two-dimensional model. In Sec. IV we apply the method to the water molecule, and in Sec. V we discuss the results and the ensuing scenario. The computational method, with the main iterative formula Eq. (A4), is presented in the Appendix.

## II. THE UNPHYSICAL SADDLE

A unique feature of the polynomial expansion in Eq. (2) for the special case of diatomic molecules ( $d = 1$ ) is that many even-power terms are *positive* (for example *all* even-power terms are positive for the Morse and Lennard-Jones functions). As a consequence, the truncation of the series to a positive-coefficient even power gives a *lower-bounded* potential, and thus a well-defined quantum problem, characterized by an infinite set of discrete levels. This feature of  $d = 1$  is unfortunately lost when the power expansion (2) is used for polyatomic molecules ( $d > 1$ ): in all molecules which we could obtain the anharmonic parameters for, we verified the occurrence of regions where the approximate PP is unbounded below.

Energy barriers separate different minima of a *physical* APES, corresponding to different local equilibrium configurations (isomers) of the molecule. The isomerization dynamics occurs mainly *via* quantum tunneling or thermal activation through the lowest saddle of the barrier.<sup>10</sup> Likewise, for the PP, energy barriers separate the region of the physical minimum around which the expansion is based and well grounded, from the *unphysical* regions where the potential drops to  $-\infty$ . The escape to the unphysical region is driven by the lowest saddle which introduces an energy “border” that limits the range for (meta-stable) quantum levels allowed in the physical well of the PP. Figure 1 illustrates this concept in a simple  $d = 1$ -dimensional context, where we purposely truncated the polynomial expansion (2) to an odd order. It is clear that the saddle lies in a region where the poly-

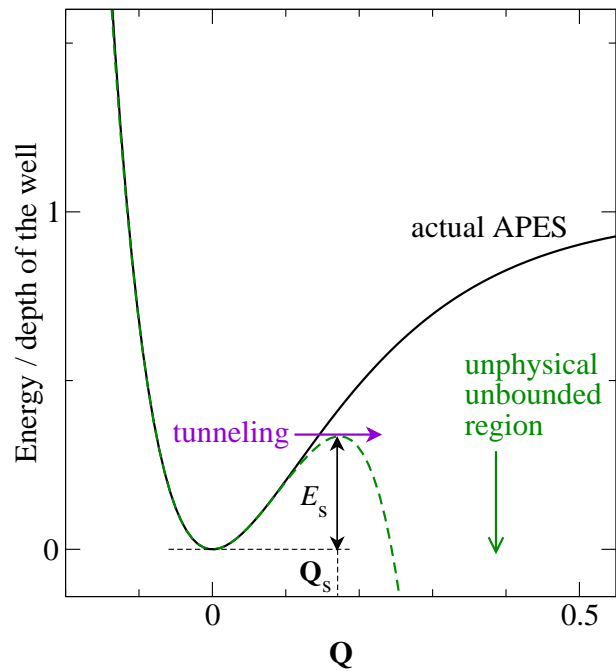


FIG. 1: A typical 1-dimensional molecular potential (Morse, solid) and its 5th-order polynomial approximation (dashed) illustrating the presence of an unbounded region separated from the physical confining region by a barrier topping at a saddle point  $Q_s$ .

nomial has already become a poor approximation to the actual APES.

To determine the lowest saddle point of the PP of a polyatomic molecule, we first locate all stationary points in the neighborhood of  $Q = 0$  by solving numerically the equation  $\nabla_Q V = 0$ , and then check that they are indeed saddle points, characterized by one negative and  $d - 1$  positive curvatures. Finally, for the saddle point  $Q_s$  with lowest energy, we verify that the PP, restricted to the straight line through the points  $Q = 0$  and  $Q_s$ , has a shape qualitatively similar to the dashed line of Fig. 1, i.e. that tunneling indeed occurs through a single barrier to a region where the potential drops to  $-\infty$ .

Table I reports the height  $E_s$  of the lowest (unphysical) saddle point of the PP for several polyatomic molecules, measured from the bottom of the potential well. The values of  $E_s$  of different molecules are determined by the characteristic anharmonicities of the molecular bonds and are thus fairly similar, in the  $10^3 \div 10^4 \text{ cm}^{-1}$  range for quartic PP (they are much lower for molecules characterized by soft torsional modes, such as methylene  $\text{CH}_3\text{OH}$ ). Surprisingly, these saddles are low: about few times a typical harmonic vibrational frequency of the molecule. As a result, only few, if any, vibrational states sit below  $E_s$ . This is especially true for molecules with a large number of atoms, where the ground-state energy is substantially above the bottom of the well, by an amount proportional to  $d$ , that easily compares or exceeds the saddle energy  $E_s$ .

| species                         | $E_s$<br>cm <sup>-1</sup> | $E_{zp}(\mathbf{0})$<br>cm <sup>-1</sup> | $E_{zp}^\perp$<br>cm <sup>-1</sup> | Ref. |
|---------------------------------|---------------------------|--|------------------------------------|------|
| N <sub>2</sub>                  | 18619 <sup>†</sup>        | 1180                                     | -                                  | 11   |
| N <sub>2</sub>                  | 32834 <sup>‡</sup>        | 1180                                     | -                                  | 11   |
| HCl                             | 14919 <sup>‡</sup>        | 1495                                     | -                                  | 11   |
| H <sub>2</sub> O                | 6846                      | 4717                                     | 4803                               | 5    |
| HOCl                            | 2821                      | 2911                                     | 2893                               | 12   |
| H <sub>2</sub> C <sub>2</sub> O | 936                       | 7155                                     | 6873                               | 13   |
| CH <sub>3</sub> OH              | 50                        | 11398                                    | 11276                              | 14   |

TABLE I: Lowest saddle-point energy  $E_s$ , harmonic zero-point energy at the minimum  $E_{zp}(\mathbf{0})$ , harmonic transverse zero-point energy at the saddle point  $E_{zp}^\perp$ , of the 4th-order PP of some polyatomic molecules (<sup>†</sup>3rd or <sup>‡</sup>5th-order expansion of Morse potential for diatomics).

The occurrence of a saddle leading to an unphysical region is by no means specific of the PP of the molecules listed in Table I: we argue that this is a general feature to be found in the PP of most polyatomic molecules. Indeed, also for an even-power truncation, the PP can easily drop to  $-\infty$  in some direction in  $\mathbf{Q}$  space<sup>30</sup>. The precise value of the 4th-order parameters  $\Phi_{abcd}$  (including their sign) is determined by the *local* properties of the true APES at its minimum  $\mathbf{Q} = \mathbf{0}$ , not by any requirement of confining behavior at large distance: the PP of a real molecule easily contains negative semi-diagonal terms  $\Phi_{aabb}$  and sizable mixed terms  $\Phi_{abcd}$ , which in turn produce regions where the PP drops to  $-\infty$ . In practice the same argument prevents confining behavior also of 6th and higher even-order terms. In summary, an even-power truncated PP does not behave any better, away from the physical minimum, than an odd-power truncated PP. Therefore, we consider it extremely unlikely (though technically possible) that a real polyatomic molecular potential may ever be found whose polynomial expansion at the minimum (truncated at any order  $> 2$ ) is lower-bounded everywhere.

### III. THE QUANTUM ENERGY BORDER

As the PP has no lower bound, the associated Schrödinger problem is ill-defined. However, resonant states usually exist in the well and, provided that their tunneling rate through the barrier is low, they appear as sharp peaks in the spectral density, at energies extremely close to those of the Schrödinger equation restricted to the well. The situation is similar to the well known resonant states of the harmonic oscillator with cubic perturbation.<sup>15</sup> It thus makes sense to compute this spectrum of quasi-bound states not only perturbatively, but also by exact methods. Of course, while perturbation theory produces energy values regardless of their location with respect to the saddle energy, an “exact” calculation

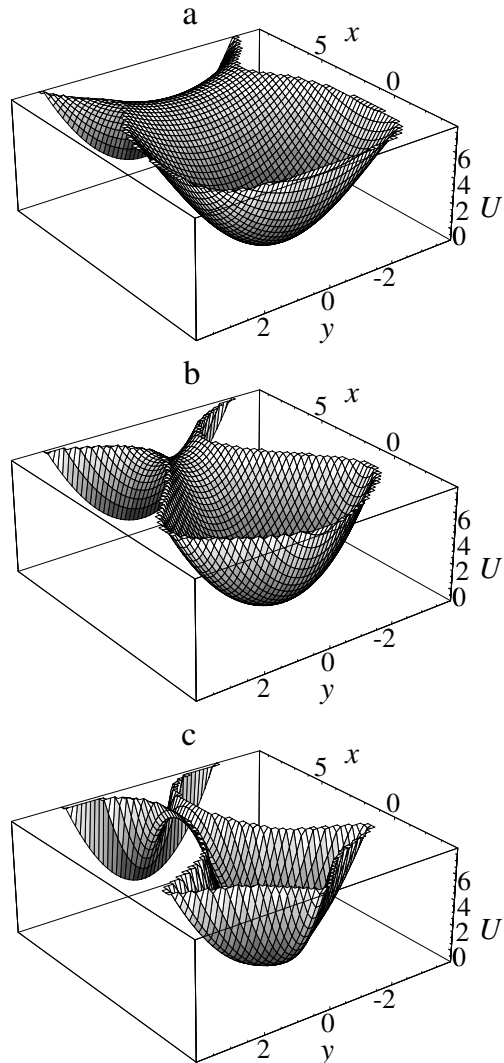


FIG. 2: The polynomial potential  $U(x, y)$  of Eq. (5) for  $\omega_x = 1$ ,  $\omega_y = 1.7$ ,  $E_s = 7$ , with (a)  $\omega_s = 1$ , (b)  $\omega_s = 2.7$ , and (c)  $\omega_s = 8$ .

will be affected by tunneling above some energy border.

For  $d > 1$ , an effect completely overlooked by the simple 1-dimensional picture of Fig. 1 is to be considered: tunneling through the barrier at the saddle point is hindered by the “transverse” motion of the degrees of freedom perpendicular to the one crossing the barrier. These perpendicular degrees of freedom are associated to a minimum energy  $E_{zp}^\perp$  due to Heisenberg’s uncertainty, that adds to the saddle height to determine the quantum energy border for tunneling

$$E_{qb} = E_s + E_{zp}^\perp \quad (3)$$

Since, for most polyatomic molecules,  $E_{zp}^\perp$  is close to the zero-point energy of the ground state  $E_{zp}(\mathbf{0})$  (see Table I), the raising of the energy border due to  $E_{zp}^\perp$  recovers a spectral range ( $E_{zp}(\mathbf{0}) \leq E \leq E_{qb}$ ) where quasisstationary vibrational levels are to be found, of extension

comparable to the classical region for bounded motion ( $0 \leq E \leq E_s$ ). As the study of tunneling problems<sup>14,16</sup> suggests, we approximate  $E_{zp}^\perp$  by its harmonic expression

$$E_{zp}^\perp \simeq \frac{1}{2} \sum_{i=2}^d \omega'_i \quad (4)$$

in terms of the  $d - 1$  real harmonic frequencies  $\omega'_i$  at the saddle point ( $\omega'_1$  is the imaginary frequency associated to the tunneling direction).

To illustrate the quantum energy border, we propose and discuss the following two-dimensional model Hamiltonian

$$H = \frac{\omega_x p_x^2 + \omega_y p_y^2}{2} + U(x, y) \quad (5)$$

$$U(x, y) = \frac{\omega_x x^2 + \omega_y y^2}{2} - \frac{\omega_x^{3/2}}{3\sqrt{6E_s}} x^3 + \frac{\omega_s^2 - \omega_y^2}{\omega_y} \left[ \frac{\omega_x}{4E_s} - \left( \frac{\omega_x}{6E_s} \right)^{3/2} x \right] x^2 y^2.$$

This potential is simple enough to allow for an analytic control of its shape through the adjustable parameters  $\omega_x$ ,  $\omega_y$ ,  $\omega_s$  and  $E_s$ . Figure 2 depicts  $U(x, y)$  for a few choices of these parameters. The origin is a local minimum, with harmonic frequencies  $\omega_x$  and  $\omega_y$ . A saddle point  $(x_s, y_s) = \left( \sqrt{6E_s/\omega_x}, 0 \right)$ , of height  $E_s$  above the minimum, separates the stable region from the region of large positive  $x$ , where the potential has no lower bound. The quadratic expansion of the potential near the saddle point yields an imaginary frequency for the  $x$  motion  $\omega'_x = i\omega_x$ , and a harmonic one  $\omega'_y = \omega_s$  for the surviving transverse mode. The  $y$  zero-point energy  $E_{zp}^\perp = \omega_s/2$  inhibits tunneling below the quantum energy border  $E_{qb} = E_s + \omega_s/2$ . Stable vibrational levels are therefore to be found in the approximate range  $(\omega_x + \omega_y)/2 \leq E \leq E_s + \omega_s/2$ .

These expectations have been checked numerically by computing the spectrum with the method described in the Appendix. The output is the evaluation of a spectral intensity

$$I(E) = -\frac{1}{\pi} \text{Im} \langle \mathbf{v}_0 | (E + i\varepsilon - H)^{-1} | \mathbf{v}_0 \rangle \quad (6)$$

$$= \sum_a \frac{\varepsilon}{\pi} \frac{|\langle E_a | \mathbf{v}_0 \rangle|^2}{(E - E_a)^2 + \varepsilon^2} \quad (7)$$

where the reference state  $|\mathbf{v}_0\rangle$ , representing the initial excitation, is chosen as an eigenstate  $|v_x, v_y\rangle$  of the harmonic part of the Hamiltonian, and  $|E_a\rangle$  are the exact eigenstates of the Hamiltonian with anharmonic PP. The eigenvalues appear as poles, with resolution  $\varepsilon$ . The method is applied in two steps. First one constructs a basis of harmonic states grouped into families  $T_i$  (tiers),  $i = 0 \dots N$ , adapted to the specific PP and to the choice

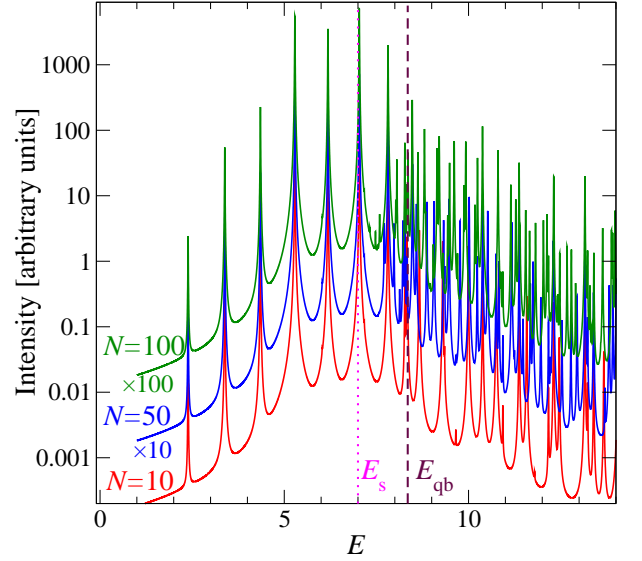


FIG. 3: The spectrum of the model Eq. (5), parameters as in Fig. 2(b), initial state  $|v_x = 5, v_y = 0\rangle$ , and  $\varepsilon = 0.005$ . Bottom to top:  $N=10$  (396 states),  $N=50$  (7956 states),  $N=100$  (30906 states). The sequence of converged peaks represents the  $v_x$  progression. Convergence is never achieved above the quantum energy border (dashed line)  $E_{qb}$ .

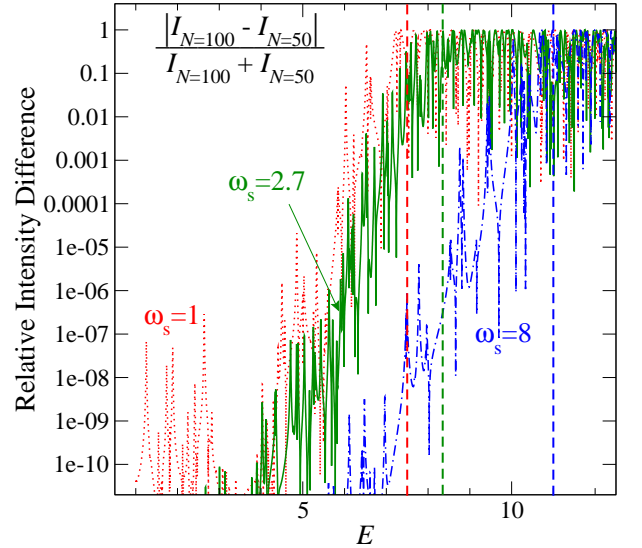


FIG. 4: The relative difference between the spectra computed on two very different bases ( $N = 50$  and  $N = 100$  of Fig. 3) as a function of energy for the three potentials of Fig. 2. The narrowing of the saddle valley – with associated increase in  $E_{qb} = 7.5, 8.35$ , and  $11$  (vertical dashed lines) – determines an enlargement of the region of convergence.

of the initial “bright” state<sup>17,18,19</sup>  $|\mathbf{v}_0\rangle$  (which constitutes tier  $T_0$ ). Next, the function  $G^{(0)} = \langle \mathbf{v}_0 | (E + i\varepsilon - H)^{-1} | \mathbf{v}_0 \rangle$  is evaluated through the exact recursive relation, Eq. (A4). Convergence of the spectrum against the basis size is probed by changing the single parameter  $N$ , the number of tiers.

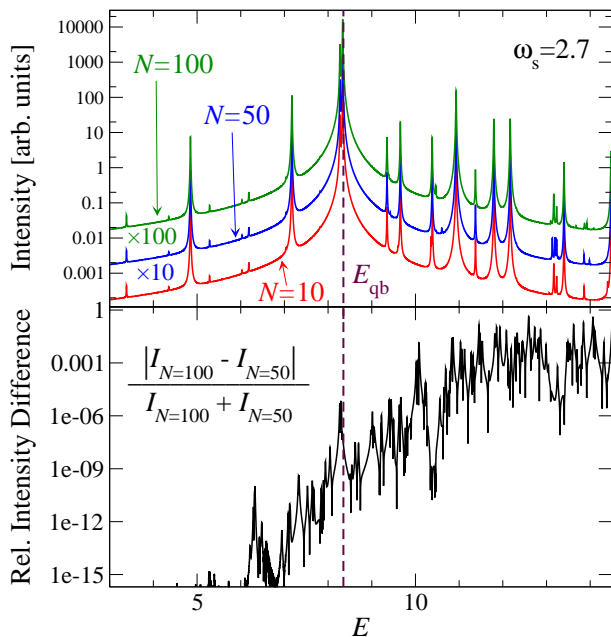


FIG. 5: Convergence of the spectrum as in Fig. 3, but for initial excitation  $|v_x=0, v_y=4\rangle$  perpendicular to the direction of the saddle. Above  $E_{qb}$  (dashed line), the main features appear to converge much better than with initial excitation  $v_x \neq 0$ , but the relative difference in the lower panel reveals that convergence is poor anyway, due to tunneling.

Figure 3 reports the spectra computed for three largely different basis for the potential of Fig. 2(b) ( $\omega_s = 2.7$ ). One sees that the spectrum converges well until slightly below the quantum border  $E_{qb} = 8.35$ , while above it does not. To better illustrate the role of  $E_{zp}^\perp = \omega_s/2$ , Fig. 4 plots the relative difference between the spectra computed on two different basis ( $N = 50$  and  $N = 100$ ) for the three potentials of Fig. 2. In the energy region of convergence the relative difference, associated to displacement of the peaks, is extremely small, and it grows gradually as energy gets close to  $E_{qb}$ . As expected, the region of convergence of the spectrum enlarges with  $\omega_s$ , as  $E_{qb}$  increases. Quantum tunneling is exponentially suppressed below the quantum border, and deteriorates convergence as the border is approached.

The spectra of Fig. 3 and 4 correspond to an initial excitation given by the fourth  $\omega_x$  overtone  $|v_x=5, v_y=0\rangle$ , a state with a substantial extension in the direction of the saddle. If an initial excitation such as  $|v_x=0, v_y=4\rangle$  is considered instead (Fig. 5), tunneling is suppressed, since the overlap with the continuum of states outside the well is very small. Indeed the main spectral structures remain more stable as comparison of Figs. 3 and 5 shows. However, even for this particularly favorable initial state, convergence is illusory above  $E_{qb}$ , as the relative difference in the lower panel of Fig. 5 indicates.

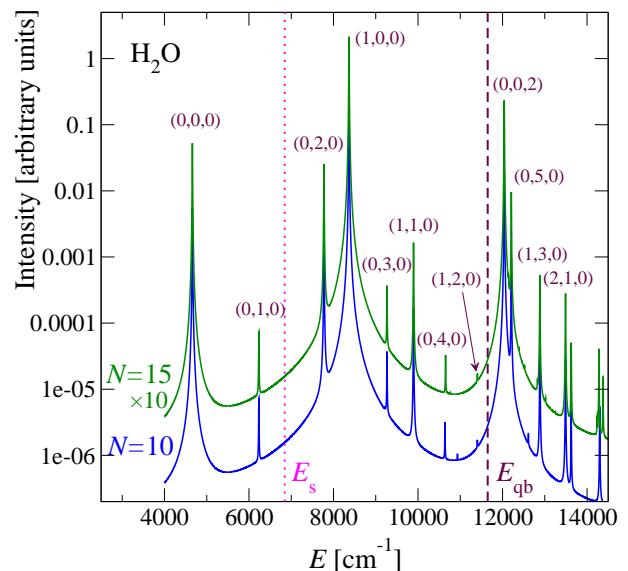


FIG. 6: The spectrum of  $\text{H}_2\text{O}$  for an initial excitation  $|v_1 = 1, v_2 = 0, v_3 = 0\rangle$ , computed with  $N=10$  (5570 states) and  $N=15$  (16811 states),  $\varepsilon=5 \text{ cm}^{-1}$ . Below the quantum energy border (dashed line) convergence is satisfactory with relative error  $\leq 1\%$ . Like in Fig. 5, the main features seem to converge also above  $E_{qb}$ , but the appearance of new structures for larger  $N$  indicates that tunneling is not negligible.

#### IV. A REAL MOLECULE: $\text{H}_2\text{O}$

As an illustration of the applicability of the tiers Green-function method to a realistic case and of the difficulties brought in by the energy border of the PP, we compute the vibrational spectrum of water. We employ the *ab-initio* quartic PP parameters listed in Table 6 of Ref. 5. We take as initial state the harmonic fundamental excitation of the  $\omega_1$  (symmetric OH stretching) mode, and obtain the spectrum in Fig. 6. The peaks, representing exact vibrational levels, are assigned to the harmonic quantum numbers of the closest state resulting from standard second-order perturbation theory.

Convergence is studied by increasing the tier number from  $N = 5$  (not shown in figure) to  $N = 10$  and 15. Convergence occurs below  $E_{qb}$ , and is satisfactory already using  $N = 5$  tiers, thus showing the effectiveness of the tiers Green-function method applied to a realistic problem. The deteriorated convergence above  $E_{qb}$  confirms that in that energy region the problem is ill posed and significant tunneling to the continuum occurs. Indeed, since the lowest saddle lies in a direction involving mainly mode 1, the chosen initial state  $|1,0,0\rangle$  encourages tunneling, like in the example of Fig. 3. However, the relative stability of several features even above  $E_{qb}$  indicates that a number of long-lived physical states in the well decay fast enough through the saddle so that their overlap to the outside continuum is fairly small.

## V. DISCUSSION

We showed that, in general, polynomial approximations of molecular potentials display unphysical saddles that lead to regions where the potential is not lower-bounded. The height of the saddle and the zero-point energy of transverse modes both determine a quantum energy border below which tunneling is exponentially small. Above this border, a non-perturbative evaluation shows that convergence of the spectra is, in general, lost.

The present results cast a shadow on the use of the polynomial approximations of the true APES for the calculation of highly excited vibrational or roto-vibrational spectra of polyatomic molecules, particularly in the IVR (intramolecular vibrational relaxation) region. Even though exact numerical methods, such as the Lanczos or Davidson methods<sup>20,21,22,23</sup> or the Green-function method proposed here, are employed, the quantum mechanical problem is poorly defined in that energy region. The presence of weakly tunneling states above the quantum energy border may justify the use of the PP for an energy range beyond that of its rigorous applicability, as was done in recent calculations of IVR spectra. However, one should be aware that, as energy is raised above the border, an increasing number of states, which would exist in perturbation theory, leave the tunneling regime and couple more and more strongly to the continuum. This is the source of severe convergence difficulties of exact methods, and makes perturbative evaluations unreliable. A real progress may be achieved by the use of smarter parametrizations of the APES (e.g. based on Morse coordinates), providing the correct large- $\mathbf{Q}$  behavior.

### APPENDIX A: NON-PERTURBATIVE EVALUATION OF THE GREEN FUNCTION.

We present a general procedure, inspired to Ref. 24 and there indicated as “tiers method”, for the non-perturbative evaluation of the eigenvalues and spectral weights of a Hamiltonian decomposed as  $H = H_0 + V$ .

It is assumed that the eigenvectors of  $H_0$  are well characterized and that the matrix elements of  $V$  are easy to compute and link any eigenstate of  $H_0$  with a finite (not too large) number of other states. For definiteness, we consider the problem at hand of the vibrational levels in a polynomial potential (2). The term  $H_0 = \sum \omega_i(a_i^\dagger a_i + 1/2)$  describes  $d$  independent oscillators, with eigenvectors  $|\mathbf{v}\rangle = |v_1, v_2, \dots, v_d\rangle$  that specify the occupation numbers of the  $d$  oscillators.  $V$  is the anharmonic part of the potential  $V^{\text{anhar}}$ .

The first step of the method is to partition the unperturbed eigenvectors in families (tiers),  $T_0, T_1, \dots$  of decreasing perturbative relevance. The construction is such that the matrix representation of  $H$  is block-tridiagonal in the tiers. Symbolically we write the blocks as  $H_{ii} = \langle T_i | H | T_i \rangle$  and  $H_{i,i+1} = \langle T_i | H | T_{i+1} \rangle$ .

Next, we provide an exact iteration scheme for the evaluation of the matrix elements of the resolvent  $G(z) = (zI - H)^{-1}$  in the basis vectors  $|\mathbf{v}_{0,\alpha}\rangle$  in Tier 0. The poles give the eigenvalues  $E_a$  of  $H$ , and the residues are the spectral weights:

$$G^{(0)}(z)_{\alpha,\beta} = \sum_a \frac{\langle \mathbf{v}_{0,\alpha} | E_a \rangle \langle E_a | \mathbf{v}_{0,\beta} \rangle}{z - E_a} \quad (\text{A1})$$

The actual evaluation requires approximations such as truncation of the tier generation to some order, and possibly restriction of tier population. Anyhow, as the method is iterative and in analogy with procedures that approximate a self-energy, the resulting matrix elements of  $G^{(0)}(z)$  are highly non-perturbative.

#### Tier construction

Depending on the problem under investigation, a set of  $t_0$  unperturbed states  $|\mathbf{v}_{0,\alpha}\rangle$  ( $\alpha = 1 \dots t_0$ ) is selected to form the initial tier  $T_0$ . In the computations of this paper,  $T_0$  contains a single state, the bright state. The action of  $V$  on  $T_0$  gives new vectors; the basis states that have non-zero overlap with one of them, and are not in  $T_0$ , are collected in  $T_1$ . We label them as  $|\mathbf{v}_{1,\alpha}\rangle$  ( $\alpha = 1 \dots t_1$ ). For a finite set  $T_0$ , and an interaction  $V$  which is a polynomial in the raising and lowering operators, tier  $T_1$  and subsequent ones, are finite.

Next we consider the set  $VT_1$ , and expand it in the eigenvectors already in  $T_0$  and  $T_1$ , plus new ones that are collected in tier  $T_2$ . The process is iterated to produce further tiers  $T_3, T_4, \dots$ . To this point the method is simply a smart algorithm to generate systematically a good approximate basis for a quantum problem where some non-interacting part  $H_0$  of the Hamiltonian can be singled out. Indeed, such a basis has been employed successfully in a different context, in conjunction with standard (Lanczos) techniques.<sup>25</sup> However, the hierarchical basis structure and the corresponding block-tridiagonal form of the Hamiltonian, suggest a natural iterative method to construct the spectrum.

#### Evaluation of the Resolvent

The iterative method is based on the following formula for the inversion of partitioned matrices, with square diagonal blocks (we omit unneeded terms):

$$M = \begin{pmatrix} M_{11} & M_{12} \\ M_{21} & M_{22} \end{pmatrix} \\ M^{-1} = \begin{pmatrix} [M_{11} - M_{12}(M_{22})^{-1}M_{21}]^{-1} & \dots \\ \dots & \dots \end{pmatrix} \quad (\text{A2})$$

We apply this formula by identifying  $M$  with the matrix representations of  $zI - H = (zI - H_0) - V$  and  $M^{-1}$  with  $G(z)$ . The blocks result from the separation of the basis into the set  $T_0$  and the ordered set  $T_1 \cup T_2 \cup \dots$ . In this tier basis, off-diagonal matrix elements of  $M$  only arise from the action of  $V$ . Thus  $M_{11} = zI_0 - H_{00}$  ( $I_0$  is the unit matrix of size  $t_0$  and  $H_{00} = \langle T_0 | H | T_0 \rangle$ ).  $M_{22}$  is the matrix  $(zI - H)$  expanded in the remaining tiers.  $M_{12} =$

$M_{21}^t$  is a rectangular matrix of size  $t_0 \times (t_1 + t_2 + \dots)$ ; by the tier construction, non-zero matrix elements of the potential are only in the leftmost submatrix of size  $t_0 \times t_1$ , that identifies with the matrix  $-V_{01} = -\langle T_0 | V | T_1 \rangle$ .

The aim of the calculation is to evaluate the block  $(M^{-1})_{11} \equiv G^{(0)}(z)$ , Eq. (A1). The inversion formula (A2) provides

$$\begin{aligned} G^{(0)}(z) &= [M_{11} - M_{12}(M_{22})^{-1}M_{21}]^{-1} \\ &= [zI_0 - H_{00} - V_{01}G^{(1)}(z)V_{10}]^{-1} \quad (\text{A3}) \end{aligned}$$

We defined the  $t_1 \times t_1$  matrix  $G^{(1)}(z) = \langle T_1 | (M_{22})^{-1} | T_1 \rangle$ . To evaluate it, we use Eq. (A2) again, with the blocks now resulting from the separation of the basis into the set  $T_1$  and the set  $T_2 \cup T_3 \cup \dots$ . Now the block  $M_{11}$  is  $(zI_1 - H_{11})$  and  $M_{22}$  is the matrix  $(zI - H)$  expanded in the basis  $T_2 \cup T_3 \cup \dots$ . The matrix  $G^{(1)}(z)$  coincides with the block  $(M^{-1})_{11}$ . The formula (A2) provides:

$$G^{(1)}(z) = [zI_1 - H_{11} - V_{12}G^{(2)}(z)V_{21}]^{-1}$$

where  $G^{(2)}(z) = \langle T_2 | (M_{22})^{-1} | T_2 \rangle$ . By iterating the same inversion formula (A2) we obtain a chain of relations of the type

$$G^{(k-1)}(z) = [zI_{k-1} - H_{k-1,k-1} - V_{k-1,k}G^{(k)}(z)V_{k,k-1}]^{-1} \quad (\text{A4})$$

In practice, the (in principle infinite) chain is truncated by approximately taking  $G^{(N)}(z) \approx (zI_N - H_{NN})^{-1}$ . This assumption is in order if the coupling of  $T_N$  to subsequent tiers is negligible. Starting from  $G^{(N)}(z)$ , one iterates (A4) back to the sought for matrix  $G^{(0)}(z)$ . This procedure is a matrix generalization of the continued fraction expansion for the inversion of tridiagonal matrices.<sup>26</sup>

### Discussion

The method just outlined generates an effective basis and

solves the quantum mechanical problem in the reduced Hilbert space exactly. The basis can be enlarged systematically by increasing the number of tiers  $N$ , to achieve convergence. When applied to the PP of a polyatomic molecule the method provides automatically a rigorous treatment of anharmonic resonances. The recursive calculation of the Green's function (A4) has several advantages with respect to the more traditional Lanczos method:<sup>20,25,27,28</sup> (i) it provides equal accuracy through the whole spectrum, while Lanczos method is more accurate close to the endpoints; (ii) it splits the Hilbert space into subspaces  $T_0, \dots, T_N$  to treat one at a time; (iii) once the chain of matrices is set up, each frequency requires an independent calculation, which makes this method suitable for parallel calculations. Its disadvantage is the rapid growth of the tier size  $t_i$ , for systems with many degrees of freedom. To fit the available CPU/memory limits, it is possible to cutoff the tier growth to some maximum size  $t_{\max}$ , as described in Ref. 25. In general, the recursive method may become very costly in CPU time, since the evaluation of  $G^{(0)}(E + i\varepsilon)$  requires  $N$  inversions for each sample frequency  $E$ , each inversion costing a time proportional to  $t_{\max}^3$ . In the Lanczos method, a single chain of  $N_{\text{Lanczos}} \approx 10^3$  iterations, each costing of the order of the Hilbert space size  $\sim N \cdot t_{\max}$ , generates the whole spectrum.

The code for computing the tier basis and the spectrum based on the Green-function recursive inversion formula (A4) is available in Ref. 29.

### ACKNOWLEDGEMENTS

We thank J.H. van der Waals, G. Scoles, K. Lehmann, and A. Callegari for useful discussions.

\* Electronic address: nicola.manini@mi.infn.it

† Electronic address: luca.molinari@mi.infn.it

‡ Electronic address: gian.paolo.brivio@mater.unimib.it

<sup>1</sup> M. N. Ramquet, G. Dive and D. Dehareng, J. Chem. Phys. **112**, 4923 (2000).

<sup>2</sup> *Global and Accurate Vibration Hamiltonians from High-Resolution Molecular Spectroscopy*, edited by M. Herman, J. Lievin, J. W. Auwera and A. Campargue, Adv. in Chem. Phys. vol. **108** (Wiley, New York 1999).

<sup>3</sup> E. Bright Wilson, J. C. Decius, and P. C. Cross, *Molecular Vibrations, The Theory of Infrared and Raman Vibrational Spectra* (McGraw-Hill, New York, 1955).

<sup>4</sup> *Ab initio and ab initio derived force fields: state of the science*, editor T. J. Lee, Spectrochim. Acta A **53**, Special Issue (1997).

<sup>5</sup> A. G. Császár and I. M. Mills, Spectrochim. Acta A **53**, 1101 (1997).

<sup>6</sup> J. M. L. Martin, T. J. Lee and P. R. Taylor, J. P. Francois, J. Chem. Phys. **102**, 2589 (1995).

<sup>7</sup> A. Miani, E. Cane, P. Palmieri, A. Trombetti, and N. C. Handy J. Chem. Phys. **112**, 248 (2000).

<sup>8</sup> R. Burcl, N. C. Handy, and S. Carter, Spectrochim. Acta A, **59**, 1881 (2003).

<sup>9</sup> J. Demaison, A. Perrin, and H. Burger, J. Mol. Spectr. **221**, 47 (2003).

<sup>10</sup> P. Hänggi, P. Talkner, and M. Borkovec, Rev. Mod. Phys. **62**, 251 (1990).

<sup>11</sup> B. H. Bransden and C. J. Joachain, *Physics of Atoms and Molecules* (Prentice Hall, Englewood Cliffs, NJ, 2003).

<sup>12</sup> J. Koput and K. A. Peterson, Chem. Phys. Lett. **283**, 139 (1998).

<sup>13</sup> A. East, W. Allen, and S. Klippenstein, J. Chem. Phys. **102**, 8506 (1995).

<sup>14</sup> A. Miani, V. Hänninen, M. Horn, and L. Halonen, Mol. Phys. **98**, 1737 (2000).

<sup>15</sup> A. Galindo and P. Pascual, *Quantum Mechanics II* (Springer Verlag, Berlin, 1991).

<sup>16</sup> H. Kitamura, S. Tsuneyuki, T. Ogitsu, and T. Miyake,

- Nature **404**, 259 (2000).
- <sup>17</sup> M. Bixon and J. Jortner, J. Chem. Phys. **48**, 715 (1968).
- <sup>18</sup> T. Uzer, Phys. Rep. **199**, 73 (1991).
- <sup>19</sup> K. T. Marshall and J. S. Hutchinson, J. Chem. Phys. **95**, 3232 (1991).
- <sup>20</sup> R. Wyatt, J. Chem. Phys. **109**, 10732 (1998).
- <sup>21</sup> A. Callegari, R. Pearman, S. Choi, P. Engels, H. Srivastava, M. Gruebele, K. K. Lehmann, and G. Scoles, Mol. Phys. **101**, 551 (2003).
- <sup>22</sup> J. Pochert, M. Quack, J. Stohner, and M. Willeke, J. Chem. Phys. **113**, 2719 (2000).
- <sup>23</sup> M. Gruebele, J. Chem. Phys. **104**, 2453 (1996).
- <sup>24</sup> A. A. Stuchebrukhov and R. A. Marcus, J. Chem. Phys. **98**, 6044 (1993).
- <sup>25</sup> N. Manini, P. Gattari, and E. Tosatti, Phys. Rev. Lett. (2003) in press (cond-mat/0307696).
- <sup>26</sup> R. Haydock, *The recursive solution of the Schrödinger equation*, Solid State Physics Vol. 35 (Academic Press, New York, 1980).
- <sup>27</sup> J. Jaklic and P. Prelovsek, Adv. Phys. **49**, 1 (2000).
- <sup>28</sup> H. Köppel, M. Döscher, I. Bâldea, H.-D. Meyer, and P. G. Szalay, J. Chem. Phys. **117**, 2657 (2002).
- <sup>29</sup> A. Del Monte and N. Manini, <http://www.mi.infm.it/manini/ivr.html>.
- <sup>30</sup> For example, the fourth-order terms  $\Phi_{1111}Q_1^4 + \Phi_{1222}Q_1Q_2^3 + \Phi_{2222}Q_2^4$  combine to  $(\gamma^4\Phi_{1111} + \gamma\Phi_{1222} + \Phi_{2222})Q_2^4$  along the line  $Q_1 = \gamma Q_2$ , and the numeric coefficient  $\gamma^4\Phi_{1111} + \gamma\Phi_{1222} + \Phi_{2222}$  can easily be negative, provided that  $|\Phi_{1222}|$  is large enough and that  $\gamma$  is chosen suitably. Also, even though fully diagonal  $\Phi_{aaaa}$  terms are usually positive, there often occur semi-diagonal terms  $\Phi_{aabb}$  with negative sign, to make things worse.