

Light Concentrators for Borexino and CTF

L. Oberauer^a, C. Grieb^{a,b}, F. von Feilitzsch^a, I. Manno^c

*a) Technische Universität München, Fakultät für Physik, E15
James-Frank-Str., D-85747 Garching*

*b) Virginia Polytechnic Institute & State University
Physics Department, Robeson Hall
Blacksburg, Virginia 24061*

*c) KFKI Research Institute for Particle and Nuclear Physics,
Hungarian Academy of Sciences, PO Box 49
H-1525 Budapest*

Abstract

Light concentrators for the solar neutrino experiment Borexino and the Counting Test Facility have been developed and constructed. This paper describes the technical goals, challenges and the concepts to overcome the difficulties. In addition results of measurements according to the long-time stability in different media are reported. Results of gamma spectroscopy measurements of the concentrators are presented and the impact on the background in Borexino and CTF is discussed.

Motivation and requirements

Borexino is an experiment dedicated for rare-event neutrino physics at low energies (i.e. in the sub-MeV range). Solar neutrino spectroscopy via elastic neutrino electron scattering is the main goal of the experiment. Especially it is of interest to detect the recoil electron spectrum of the mono-energetic (i.e. 861 keV) solar ^7Be -neutrinos. Target as well as detection medium are ~300t of a liquid scintillator. It consists of the

solvent PC (1-2-4 Trimethylbenzene) and the additive of about 1.5 g/l PPO (2,5-Diphenyloxazole). The light yield of this scintillator is $\sim 10^4$ photons for a beta-particle which deposits an energy of 1 MeV. The light is viewed by photomultipliers (PMs) with their sensitivities matched closely to the maximum of the light emission spectrum which is at $\sim 390\text{nm}$. The chosen PPO concentration ensures large absorption lengths in the interesting wavelength region. A detailed description of the properties of the scintillator and the PMs is given in [1]. An overview about the construction of the Borexino detector as well as the background requirements is given in [2].

For Borexino a light yield as high as possible is crucial. Signature of the ^7Be recoil spectrum is a steep step-like function at the highest possible recoil energy of 660 keV. To make this step function visible against background events an energy resolution as good as possible at this low energy is mandatory. In addition Borexino will apply position reconstruction of events by using information of the flight of time of photons registered in the individual PMs. In this way a fiducial inner volume can be defined and only events reconstructed inside ($\sim 100\text{t}$) are counted as good neutrino candidates. On the other hand the by far dominant part of external background events should only create signals outside this volume. This external background may arise from gamma decays in the environment of the experiment (e.g. from the rock of the underground laboratory) or from the detector material (e.g. from the PMs) itself. In order to obtain a good rejection factor for such external background events a high light yield is necessary as the position resolution scales with the square-root of the number of photoelectrons measured. A third motivation to aim for an optimal light yield comes from the background contribution which may be expected from alpha-decays occurring in the scintillator liquid. They stem from α -decays present in the radioactive U and Th-chains. As the alpha events are quenched in a liquid scintillator by a factor ~ 10 , most of the multi-MeV signals fall inside the region of interest for solar ^7Be neutrino detection,

which is below ~ 800 keV [2]. Identification of alpha-events is possible via the analysis of the pulse shape of the individual events. As for energy and position resolution also pulse shape analysis depends significantly on the strength of the signal, i.e. on the number of photoelectrons.

These considerations show, that an optical coverage as high as possible is desired. However, the total number of PMs used is restricted due to the fact that they contribute to the external background by themselves. Therefore it was decided to equip the PMs with light concentrators which should allow a high light yield by keeping the external background low enough to ensure solar neutrino measurements. The same considerations apply also the Counting Test Facility CTF of Borexino, where scintillator properties can be studied with high precision [3]. The geometry as well as the environmental medium in the CTF are completely different as in Borexino. In the CTF only 100 PMs observe the light from a scintillator sphere with a radius of ~ 1 m. In Borexino the concentrators are immersed in PC, an organic solvent, whereas in the CTF the concentrators are immersed in deionized water. Hence the requirements on the materials as well as the geometric form is different for both cases.

The main specifications for the concentrators in Borexino are: highly efficient light collection uniformly from the scintillator region, low background contribution (compared to other detector materials) in the energy spectrum of solar neutrinos, and long term stability against corrosion in either PC or deionized water as environmental medium.

Shape of the concentrators optimized for Borexino and CTF

The profile of the light guides for Borexino and CTF is designed with the "string method" (e.g. [4]). These concentrators collect the light from the scintillation vessel uniformly. The radius of the scintillator vessel in Borexino is 4.25 m and the front of the

PMs are 6.52 m far from the center. Light emitted from the scintillator enters a concentrator over a range of angles from zero degrees to some maximum angle δ_{\max} . All photons entering with $\delta < \delta_{\max}$ are directed, after one reflection at most, to the rim of the exit aperture (Fig. 1). Photons from other directions should therefore be not accepted by the concentrator, a phenomenon that is intuitively appealing and works perfectly in two dimensions and nearly perfectly in three dimensions. The surface of the light guide is designed in such a way that it uniformly collects the light from a spherical effective volume ($r = 4.45$ m) on the curved photocathode of the Thorn EMI 9351 PM, whose shape is a spherical section (the maximum radius of the cathode is 9.5 cm and its curvature radius is 11.0 cm, the height of the spherical section is equal to 5.5 cm). The larger effective radius of 4.45 m was chosen to allow for small misalignments of both the PMs as well as the scintillator vessel. In two dimensions both the photocathode and the effective fiducial volume are circular. In the "string method" the light ray, which is tangential to the effective volume, is directed into the extreme point of the exit aperture after one reflection on the light guide profile or it is reflected in such a way that it is tangential to the photocathode too (Fig. 2). One may design the profile using a string whose length is constant (Fig. 2). The length of the string is determined by fixing one end of the string to an extreme point of the spherical effective fiducial volume, the other end is fixed to an extreme point of the photocathode. The length of the string is chosen so that it is taut when it is pulled to the other extreme point of the photocathode. The whole string consists of two arches and one straight section. Alike to the so called gardener's method of drawing an ellipse, one may draw the profile with a pencil keeping the string taut with it.

The calculated transmission curve of the light guide is shown in Fig. 3 for three dimensions. It shows the collection efficiency of the concentrator as a function of the angle of incidence δ . The radius of the entry and exit apertures are 15,1cm and 9,5cm

respectively. The critical angle of incidence is $\sim 44^\circ$ (Fig. 3). The average reflectivity of the cone was chosen to be 86%. With this value the collection efficiency is ~ 0.88 within a wide range of δ and coincides with the experimentally observed value (see discussion below). The length of the light guide was reduced due to practical reasons to 23 cm. Hence, the distance between the center of the scintillator vessel and the PM (the plane which contains the maximum radius of the cathode) is 6.25 m. With this numbers one may calculate that the geometrical amplification factor for one PM with concentrator is 2.9 compared to one without light guide. In Fig. 4 the average number of reflections for photons as a function of the angle of incidence is depicted as calculated in a program which follows the track of each photon. The deviation from the ideal two-dimensional case, where the number of reflection is one, is clearly visible.

In the CTF the distance from the PMs to the center of the detector is 3.3 m, the effective radius chosen is 1.2 m (the real radius of the scintillator sphere is ~ 1 m). Therefore the critical angle of incidence of the CTF is 27° only and the shape of the CTF-cones is more oblong compared to the Borexino type. With a length of 57 cm and a radius of 25,3 cm the geometrical amplification factor in the CTF for a single PM is ~ 10 . This is the reason why it is possible to study in the CTF the properties of liquid scintillators with large masses of ~ 4 to 5 tons at very low energy thresholds of about 20 keV (see discussion below) with the use of only 100 PMs at a large distance (to reduce background) of 3.3 m.

In Borexino 2214 PMs are installed, 1870 PMs of them are equipped with concentrators. Hence, the total effective geometrical coverage is 29.8%. The motivation for equipping 400 PMs without concentrators is to improve the separation power between point like events (e.g. due to neutrinos) and the signal which arises due to muon-tracks in the buffer region [2] which can produce a non-negligible background contribution as observed in CTF-runs [5]. High energy muons which traverse the buffer

region create Cherenkov as well as scintillation photons (the latter is reduced due to the fact that there is no PPO present in the buffer liquid) along their tracks. Many of these photons will be not accepted by the light concentrators as the angle of incidence is too large. However, PMs without cones can observe those photons. Therefore the fraction of photoelectrons seen by PMs with cones divided by the number observed in PMs without cones is significantly lower for muon events which have tracks through the buffer region as compared to point like events emerging from the scintillator region. The number of PMs with and without concentrators have been optimized in Monte-Carlo calculations.

Construction and reflectivity of the concentrators for Borexino and the CTF

The reflectivity of the mirror's surface is crucial for its function. The wavelength regime important for the detection of the scintillation photons in Borexino and CTF is at about 370nm to 450nm. This window is determined by the emission spectrum of PPO-molecules and the efficiency function of the PMs. Within this wavelength band we have chosen two metals to act as reflective layers: aluminum and silver. Both have a bulk reflectivity of ~90% at around 400nm. Any other metal shows a significantly decreased reflectivity at this wavelength.

As de-ionized, high purity water may corrode aluminum quite efficiently we decided to use silver as reflective layer for the CTF-concentrators. On the other hand silver reacts with PC and the surface gets a purple color. Hence, we decided to use aluminum for Borexino. During the development of Borexino we found a procedure which allows to produce aluminum-cones which can also resist ultra-pure water for ~10 years (see text below). This development was important as it allows to clean the installed PMs and cones with highly purified water after installation. In addition it allows to fill Borexino

first with water and then later to replace it by PC which may have certain strategic advantages.

Construction of CTF concentrators: The bulk material chosen are UV-transparent acrylic plates with polished surfaces. The material was tested on radioactive impurities by gamma-spectroscopy with Ge-detectors. Only upper limits on U and Th in the range of 10^{-9} g/g were found. The measured values for natural K of $\sim 10^{-7}$ g/g are acceptable for the purpose of the CTF as the contribution of background events due to ^{40}K gamma rays with 1.46 MeV at this level is negligible. Due to the massive passive shielding (water in the CTF, pure PC in Borexino) the highly penetrating 2.6 MeV gamma emission from ^{208}Tl is the most dangerous source of external background. As ^{208}Tl occurs in the lower part of the thorium-chain the Th-concentration is the most crucial parameter. After cutting, the plates were heated in an oven to release humidity. Both surfaces were sheltered with a removable plastic layer. The plates were shaped by thermal deep drawing against a positive form which has the shape as calculated by the string method described in the chapter before. During this process only the inner layer of the plastic was removed. The outer layer still shielded the surface against the exposure of radon daughters which are attached to air-molecules in form of aerosols and dust. After the drawing process the cones were cut on both ends and four acrylic holders have been glued to each concentrator at the rim for linking the cone to the PM. All cones were carefully sealed in plastic bags. Only just before the evaporation of silver onto the outer surface the plastic layers were removed. Thereafter a thin layer of copper was evaporated onto the silver. In several laboratory tests we found that this double-layer shows very good properties concerning adhesion on acrylic plates as well as a strong resistance against corrosion in de-ionized water. In a final step a thin acrylic layer was sprayed on the outer surface for additional protection. The cost for one CTF-

concentrator was ~230€ which is only a small part of the costs for one encapsulated PM plus electronics.

Long term stability of CTF concentrators: In several accelerated aging tests in the laboratory the long term stability of the material composition of the cones has been tested. These accelerated aging tests were performed using de-ionized water with the same quality as used in the CTF, but at higher temperatures. According to general laws of corrosion it is assumed that each increase of 10 degrees corresponds to a time factor of ~2. Indeed this relation was tested during the development of the Borexino cones and it was found to be valid in good approximation. The CTF concentrators were built in the detector during July 1994. From December 1994 until March 1997 the concentrators were used and no deterioration in the light yield in PMs which survived this period was observed. After emptying the CTF tank several concentrators were replaced by new ones. The reason was the development of a thin gray layer on the outside. This of course had no impact at all on the light yield. Nevertheless we decided to exchange those cones with new types which have an additional silver layer outside instead of the acrylic spray. In addition some cones had scratches on the surface, presumably caused during the installation period. The concentrators were then used in water from 1999 until March 2001. Again no deterioration of the light yield was observed. After the CTF campaign where a new scintillator (PXE) was tested, the scintillator sphere (a thin nylon balloon) was destroyed in an accident during the water-emptying of the CTF. Many liters of PXE (an organic solvent) did go into the CTF-water and wetted most of the concentrators which were placed on the lower hemisphere. Due to this contact basically all of these cones developed several cracks within a few days. This effect was confirmed in laboratory tests. Many of the CTF-cones could be fixed by gluing, some

had to be replaced by new concentrators. Since fall 2001 the CTF is running again and no deterioration of the concentrators and hence the light yield is observed.

Construction of Borexino concentrators and long term stability: Due to the obvious incompatibility of acrylic glass with organic solvents the Borexino type concentrators were made out of aluminum. The most serious problem was to find aluminum pure enough concerning radioactive elements (especially in thorium), not too expensive and easily machinable. After we succeeded in finding the right species (see text below), thin 3mm plates with smooth surfaces were produced. The forming of the round plates was done in a spinning process. In order to improve the smoothness of the surface the mirrors have been mechanically ground and polished on the inside. Afterwards they were anodized in several steps $\sim 7\mu\text{m}$ deep. This makes them extremely inert without reducing the reflectivity too much. In fact, accelerated aging tests showed that those concentrators have long life times even in de-ionized water. One cone immersed in hot water for several months (corresponding to a life time of ~ 10 years at 15°C) only showed corrosion at the holding points where the anodizing layer is violated. In addition, we made a corrosion experiment in which the material to be tested was used as electrode, and the corrosion current was measured. This experiment yielded a corrosion rate which is equivalent to a loss of material of $(3.0 \pm 0.5)\text{nm}$ per year. Immersed in PC the material showed no visual deterioration at all for several years of testing. This was tested by visual observation and by weight measurements. The cost for one Borexino concentrator was $\sim 100\text{€}$. The total cost for one PM-channel (encapsulated PM plus electronics) amounts to $\sim 2000\text{€}$. As the amplification factor is about 2.5 (see discussion below) the use of light concentrators to reach a high light yield is fully justified: in order to obtain the same light yield without concentrators additional $\sim 10\text{M€}$ would have been needed.

Reflectivity of the CTF and Borexino concentrators: The diameters of the cones as a function of the height have been found to be in agreement with the theoretical curve within $\sim 1\text{mm}$. This uncertainty introduces only a negligible loss in the collection efficiencies. The Borexino concentrators show a less smooth inner surface compared to the acrylic CTF-type. A parallel laser beam hitting the surface under 45° shows typically a broadening of $\sim 3^\circ$ after one reflection. According to calculations and in agreement with our measurements (see below) this has only a marginal influence to the photon collection efficiency.

We measured the photon collection efficiency of the mirrors for both, CTF as well as Borexino concentrators, with scintillation photons. For this we used a small (5cm in diameter) glass sphere, filled with a PC/PPO solution at the same concentration as used in Borexino. Gamma rays with 660 keV emitted from a ^{137}Cs gamma-ray source hit the scintillator sphere. Compton-scattered photons with $\approx 180^\circ$ scattering angle are detected in coincidence by a NaI detector placed behind the source and a PM which is close to the sphere. At several distances (varying from 29cm to 98cm) a second PM is placed. We measured the ratio of triple coincidences n_3 between all three detectors and double coincidences n_2 between NaI and near PM. The comparison of data with and without concentrator in front of the far detector at different distances between source and PM allows to determine the overall collection efficiency. The average number μ_0 of photoelectrons registered in the case no cone is placed in front of the PM is

$$\mu_0 = \text{const} \frac{\pi r^2}{4\pi d^2}, \text{ where } r \text{ is the radius of the PM entrance window } (r=9.5\text{cm}), d \text{ is the}$$

distance between source and PM, and the constant includes the light yield of the scintillator events in the energy window selected by the double coincidence and the efficiency of the PM. The corresponding number μ_+ in the case of a concentrator in

front of the PM is $\mu_+ = \text{const} \frac{\pi R^2 \varepsilon}{4\pi(d-l)^2}$, where R and l are the radius of the entrance side ($R=15.1\text{cm}$) and the length of the concentrator respectively, and ε is the collection efficiency we are looking for. The average number of photoelectrons registered can be determined experimentally by measuring the ratio n_3/n_2 and by the relation $\mu = -\ln(1 - \frac{n_3}{n_2})$, which follows from Poisson's statistic. Experimentally the threshold of the PM was adjusted to be fully sensitive to single photon pulses. The distance d was chosen in such a way, that the values of n_3/n_2 vary between 0.3 and 0.6 in order to avoid large uncertainties. The comparison of measured values of μ_0 and μ_+ delivers directly the quantities const and $\text{const} \varepsilon$. Assuming that the value of const is the same in the measurement with and without cone one gets the collection efficiency ε . The result for the Borexino type concentrators is $\varepsilon = 0.88 \pm 0.04$ and by accident the same result was obtained for the longer CTF-cone. Direct measurements of the reflectivity (angle of incidence) of anodized aluminum done by the manufacturing company showed values around 80%. This reduction compared to the theoretical maximal value of 91% (at 400nm) is due to the anodizing process. As the average angle of incidence in our measurements (and also in the case of CTF and Borexino) is significantly lower the effective reflectivity should be increased and our experimental results are plausible. Indeed a Monte-Carlo calculation agrees with our experimental result if we choose the average reflectivity $r = 0.86$ (Fig. 3). The laboratory measurements were performed in air. The average angle of incidence of light on the glass of the PM is increased when a concentrator is placed in front of it. This may reduce slightly ε as the reflectivity of the glass increases. In CTF and Borexino the medium is water and PC respectively and the indices of refraction between medium and glass match much better. Hence it may be that ε in the real application is slightly higher as measured in the laboratory. Neglecting

this effect and using the measured laboratory values the amplification factors in Borexino and CTF are 2.5 and 8.8, respectively. In 2001 basically all concentrators were mounted in the Borexino detector. First test measurements using a small scintillator sphere loaded with Radon show good results concerning the light yield. In the CTF the photoelectron yield is $\sim 300\text{pe/MeV}$ [3]. The threshold is set for a coincidence of 6 PMs. This threshold is high enough to reduce accidental trigger events due to the thermal noise of the PMs to < 1 count/day. As this threshold is equivalent to $\sim 6\text{pe}$, the achieved energy threshold in the CTF is $\sim 20\text{keV}$.

Radiopurity of the concentrators

Borexino is a ultra-low background detector. It will observe between 12 to 55 neutrino events per day (depending on the neutrino oscillation scenario assumed) mainly due to ^7Be -neutrino electron scattering in a fiducial mass of 100 tons of scintillator in the recoil energy window between 250 keV and 800 keV [2]. In the energy window 0.8 MeV to 1.5 MeV solar neutrinos from the pep-reaction and the CNO-cycle should be counted with a rate between 0.7 and 3.5 events per day. To distinguish the neutrino signal from the radioactive background, all components of the detector are carefully selected to avoid radioactive contamination. Aluminum usually has a small content of thorium (and it's daughter isotopes), which can be removed at great cost. The contents of uranium in aluminum is typically small. We selected the raw aluminum by making field measurements of different types of aluminum. Unfortunately we had to use several batches of aluminum for the production. The measurements were done in our underground laboratory by gamma-spectroscopy with a 115 cm^3 Germanium detector and in Heidelberg at the MPIK. We found that the equilibrium in the uranium as well as in the thorium decay chain is usually broken, presumably during the production process. The concentrations of radioactive isotopes vary between the different types of

aluminum. Most important for us is the content of ^{208}Tl , because its decay produces a 2615 keV gamma-ray with a high branching ratio. Gamma rays at such high energies can penetrate the shielding of Borexino. The concentrations of thorium in our aluminum samples varied between 7 and 220 ng/g. Also samples of 'Kryal' (99.9995% purity) have been analyzed. Their averaged value of ~ 30 ng/g in thorium with only a small variability was quite good. However, the rather high costs as well as severe technical difficulties to process the soft material to plates which can undergo the further steps (i.e. spinning, polishing, and hard anodization) caused us to stay with usual 99.8% pure aluminum. The averaged value for the material finally used was 180 ng/g. Only upper limits on the concentrations in uranium (< 1 ng/g) below ^{226}Ra and potassium (< 1 mg/g) could be found. In principle, ^{26}Al , which is produced in reactions of cosmic rays in the atmosphere, could play a role due to the 1809 keV gamma emission. However, the measured upper limit of $< 4 \cdot 10^{-13} \text{ g/g}$ for ^{26}Al in our samples excludes this possibility. The typical values for uranium above ^{226}Ra were around 100 ng/g, clearly showing the break of the radioactive equilibrium (radium is depleted). Fortunately, the high energy lines of the uranium chain are below ^{226}Ra and hence no contributions from this chain has to be expected for the external background. The same holds for the ^{235}U chain. Here only an upper limit of 2 ng/g could be determined in gamma spectroscopy. The energy of the ^{40}K -line with 1460 keV is too low to penetrate the shielding of Borexino in a substantial way. Hence, even though the limit of 1 mg/g is rather high, no contribution to the background has to be expected. Therefore all background events in the energy region of interest are basically due to the 2.6 MeV ^{208}Tl -line.

The specification for the choice of material was to restrict the contribution of background events in the ^7Be -neutrino window to an almost negligible level. This was studied in Monte-Carlo calculations. The external background due to the aluminum used in the light concentrators in the fiducial volume (i.e. in the inner 300t of

scintillator) was determined to be $n_{7Be,conc} = (0.08 \pm 0.04)/day$ in the energy interval 0.25 - 0.8 MeV (7Be -neutrino window"). This corresponds to $\sim 0.2\%$ of the solar neutrino signal in this energy region for no-oscillations and $\sim 0.3\%$ for the LMA-solution. The contribution is lower as the not avoidable in-situ cosmogenic background due to the production of radioactive 7Be -nuclei ($\sim 0.35/day$) [6] which occurs in spallation processes with high energy muons intersecting the scintillator's sphere. Hence the background specifications are accomplished. This contribution in this window is a little lower compared to the background introduced by the PMs itself ($(0.15 \pm 0.05)/day$). As the amplification factor is ~ 2.5 the use of the concentrators is justified also from this point of view: in order to achieve the same light yield without cones by additional PMs the total external background would increase to $\sim 0.4/day$.

The background due to the concentrators in the so-called pep-neutrino window (0.8 - 1.5 MeV) is $n_{pep,conc} = (0.20 \pm 0.05)/day$ and accounts only for $\sim 25\%$ of the total background PM plus cone. As the pep-neutrino flux is much lower, the background to signal ratio here is $\sim 5.7\%$ for no-oscillations and $\sim 11\%$ for the LMA-solution. Hence the radiopurity of the concentrators is good enough to allow solar neutrino measurements also in this energy region. However, it must be expected that contributions from other sources (like the PMs) to the total external background will exceed this number. In addition the in-situ cosmogenic background due to ^{11}C -decays will dominate with $\sim 11/day$ [Tanja]. Also the requirements to the internal radiopurity of the scintillator are very challenging. In order to allow pep-neutrino measurements the concentrations in uranium and thorium should be below 10^{-17} g/g. Hence, the feasibility of solar pep-neutrino measurement is not clear yet.

Conclusions

In the frame of the solar neutrino experiment Borexino and the Counting Test Facility CTF at the Gran Sasso underground laboratory light concentrators with high photon collection efficiencies have been realized. For Borexino and the CTF low energy thresholds, a good energy and position resolution as well as a sufficient beta-alpha separation is essential. The developed concentrators allow to achieve these goals with a relatively small number of PMs. The amplification factors for the CTF and Borexino are 8.8 and 2.5, respectively. The costs are only about 12% (CTF-concentrator) and 5% (Borexino-concentrator) compared to the cost of a fully equipped PM. Hence the performance of the CTF- and Borexino-detectors are substantially enhanced at low costs. No appreciable additional external background to the experiments is introduced. It is assured that the devices are applicable in the organic solvent PC as well as in highly purified water for a long (~10 years) period. Fig. 5 shows a CTF light concentrator and Fig. 6 shows a Borexino light concentrator, both mounted on a PM.

Acknowledgement

This work was supported by the "Bundesministerium für Bildung, Wissenschaft, Forschung und Technologie" (BMBF), the "Deutsche Forschungsgemeinschaft" (DFG), and the "Technischen Universität München" (TUM). We acknowledge the technical support from the companies "Klobe&Sohn" (evaporation techniques), "Metalldruckerei Wender" (spinning processes), and "Süd-Eloxal" (hard anodization of aluminum). Our special thanks to our former colleague Dipl.-Ing. K.H. Schuhbeck. We would like to thank the whole Borexino collaboration, especially L. Cadonati and J. Maneira for Monte-Carlo calculations, G. Heusser for gamma spectroscopy measurements performed in Heidelberg, and the crews which did a marvelous job in installing the PMs plus concentrators in Borexino and CTF.

References

- [1] G. Alimonti et al., Borexino Collaboration, NIM A 440 (2000) 360
- [2] G. Alimonti et al., Borexino Collaboration, Astroparticle Physics 16 (2002) 205
- [3] G. Alimonti et al., Borexino Collaboration, NIM A 406 (1998) 411
- [4] W. T. Welford, R. Winston, High Collection Nonimaging Optics, Academic Press, Inc., (1989).
- [5] G. Alimonti et al., Borexino Collaboration, Astroparticle Physics 8 (1998) 141
- [6] T. Hagner et al., Astroparticle Physics 14 (2000) 33

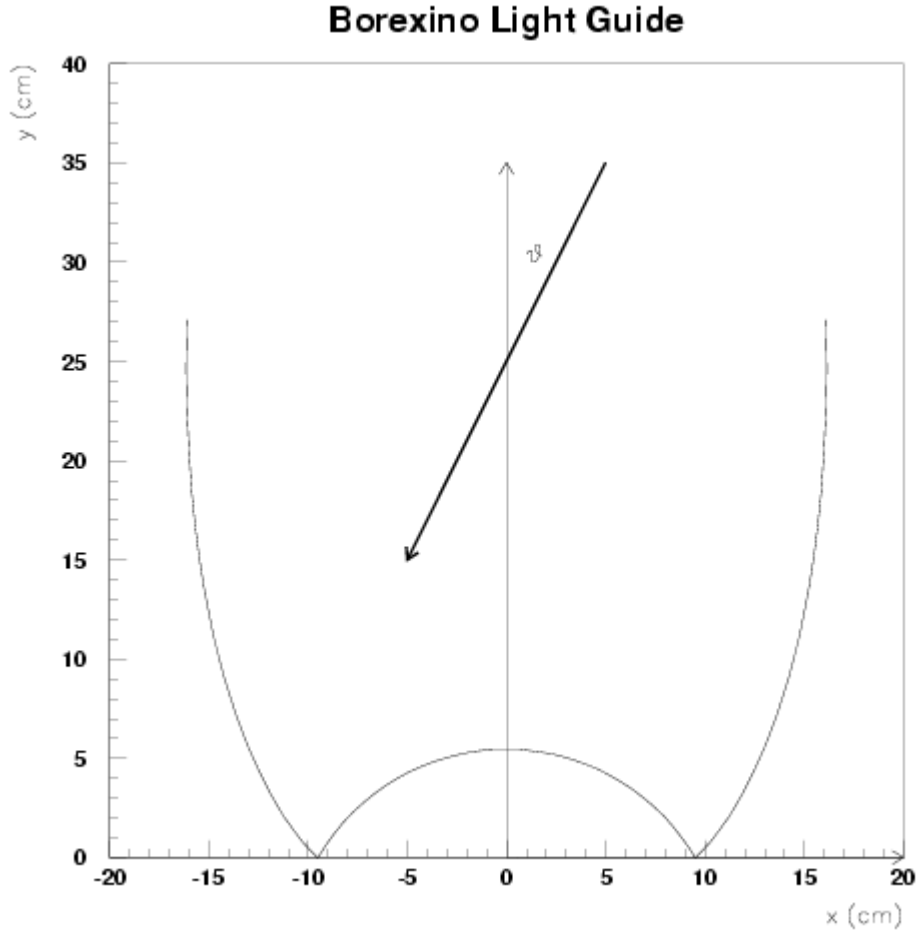


Fig. 1: String Cone for Borexino. The radius of the entry and exit apertures are 16 cm and 0.0950 m respectively. The length of the light guide is 27 cm. Due to practical reasons the manufactured concentrators are truncated at a height of 23 cm. The critical angle of incidence is $\delta_{\max} = 44^\circ$. For values above δ_{\max} the light will be reflected. The geometrical amplification factor of the concentrator in the configuration of Borexino is 2.9.

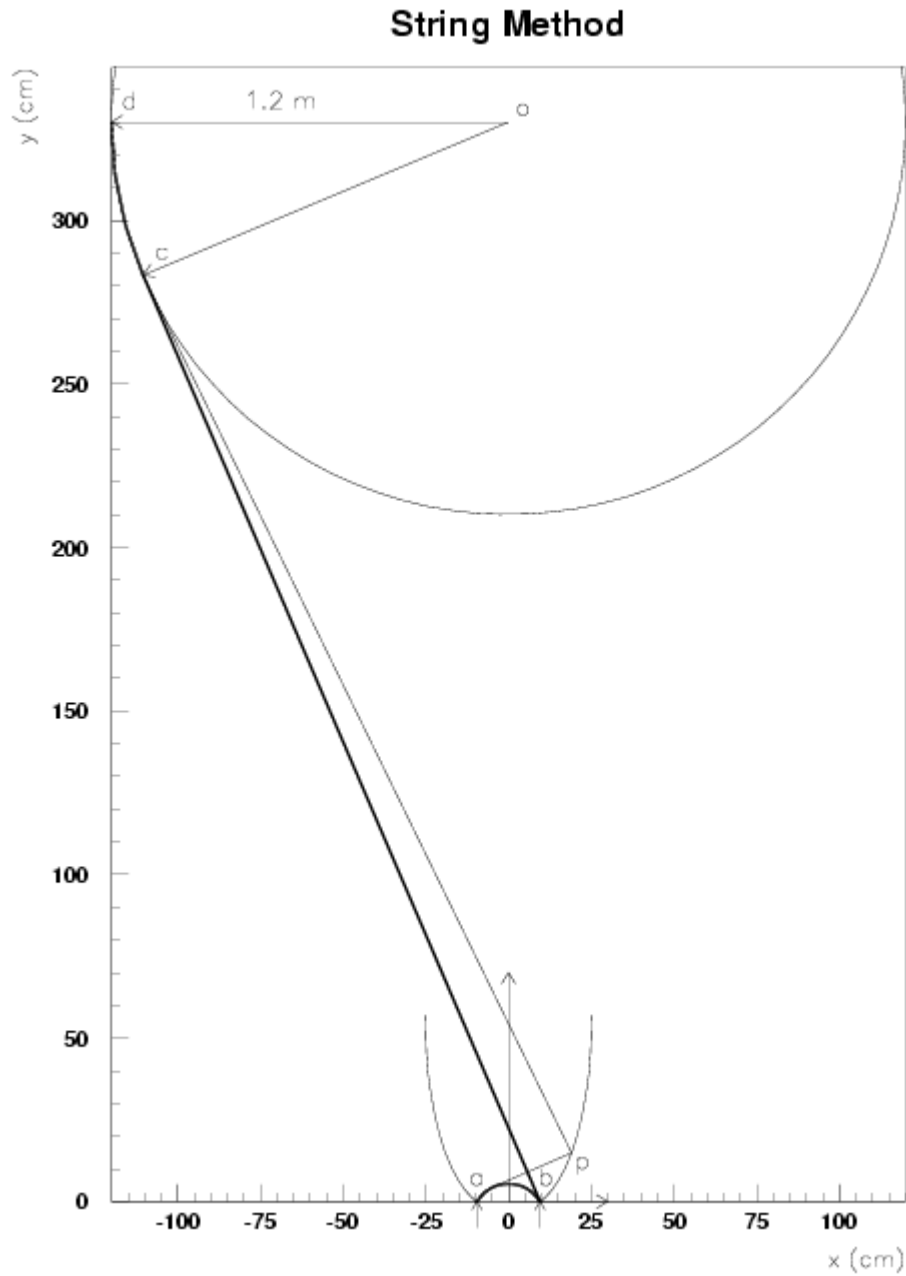


Fig.2: Illustration of the string method for constructing the shape of the concentrator (see Text). This example corresponds to the case of the CTF. Here the geometrical amplification factor is ~ 10 .

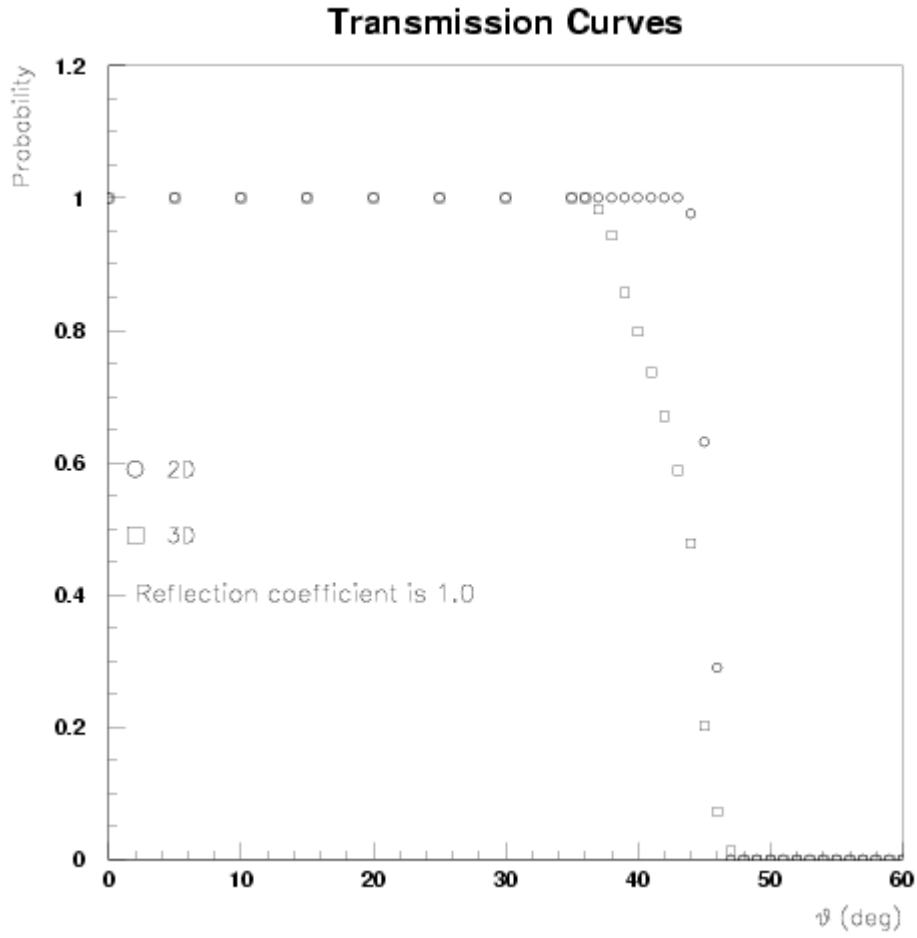


Fig. 3: Transmission curves (i.e. the collection efficiency for photons as a function of the angle of incidence) of the string cone designed for Borexino. The critical angle of acceptance is at 44° . For the realistic 3D-case a loss in the collecting efficiency starts at $\sim 38^\circ$ due to tilted rays. Data are obtained in Monte-Carlo calculations.

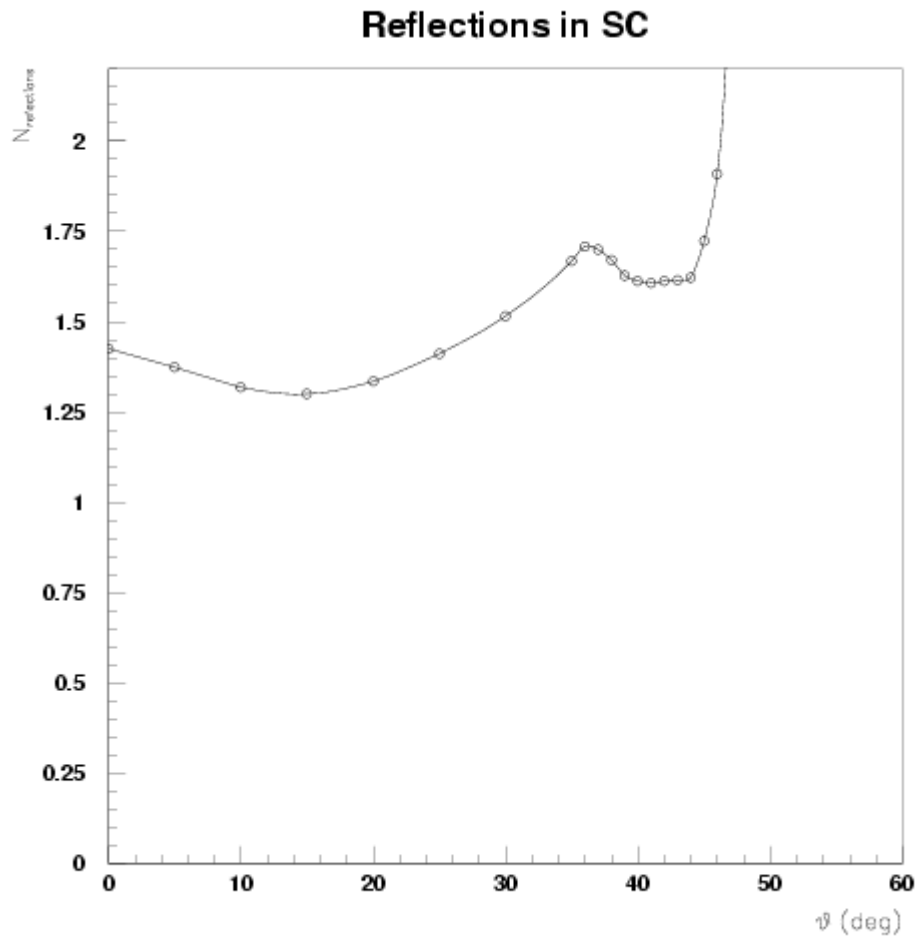


Fig. 4: Calculated number of average reflections of a photon inside the Borexino-concentrator until it hits the photocathode of the PM as a function of the angle of incidence. Obviously the ideal case of a two-dimensional cone with one reflection only is achieved within good approximation.



Fig. 5: CTF light concentrator mounted on PM.




Fig. 6: Borexino light concentrator mounted on PM.