

A New Damping Mechanism in Non-linear Bubble Dynamics

Ahmad Moshaii^{1,3,*}, Rasool Sadighi-Bonabi^{1,2}, and Mohammad Taeibi-Rahni⁴

¹ Department of Physics, Sharif University of Technology, P.O. Box:11365-9161, Tehran, I.R. Iran

² Bonab Research Center, P.O. Box:56515-196, Bonab, Azarbayegan Province, I.R. Iran

³ Institute for Studies in Theoretical Physics and Mathematics, P.O. Box:19395-5531, Tehran, I.R. Iran and

⁴ Department of Aerospace Engineering, Sharif University of Technology, P.O. Box:11365-9161, Tehran, I.R. Iran

Non-linear equations of radial motion of a gas bubble in a compressible viscous liquid have been modified considering effects of viscosity and compressibility more complete than all previous works. A new set of equations has been derived including new terms resulted from consideration of the viscosity and compressibility not only at the bubble interface, but also in the bulk of liquid. The new equations are two non-linear coupled equations, which can not be merged into one equation unlike all previously derived equations. Numerical calculations have been performed considering effects of heat and mass transfer at the bubble interface. The results indicate that the new terms exhibit an important damping role at the collapse, so that their consideration dramatically weakens the bubble rebounds after the collapse. Dependence of this new damping mechanism to amplitude and frequency of the deriving pressure has been investigated.

PACS numbers: 47.55.Bx, 43.25.Yw, 43.25.+y, 78.60.Mq

I. INTRODUCTION

When a small isolated gas bubble, immersed in a liquid, experiences a high amplitude spherical sound field, it grows and contracts non-linearly. Description of the dynamics of such non-linear motion is an old challenging problem. The complexities of the problem arise from the effects of heat conduction, mass diffusion, compressibility, viscosity, and energy losses involved in damped oscillations of the bubble. So far, many people have investigated this problem, each concentrating on different aspects of its complexities. However, a rather complete description has not been presented yet.

Lord Rayleigh [1] was the first who analytically solved the collapse of an empty bubble in an incompressible liquid. Plesset [2] subsequently studied the dynamics of a vapor-filled bubble in a time-dependent pressure field. Noltingk and Neppiras [3] were the first people derived a differential equation for the gas bubble motion under the influence of such pressure field. The extension of this equation to the bubble motion in a compressible liquid has been studied by many authors; Herring [4], Trilling [5], Gilmore [6], Keller and Kolodner [7], Hickling and Plesset [8], Jahsman [9], Flynn [10], Lastman and Wentzell [11], Keller and Miksis [12]. On the other hand, heat conduction effects were presented in the works of Hickling [13], Fujikawa and Akumatsu [14], and Yasui [15]. In addition, the works of Löfstedt *et al.* [16], Nigmatulin *et al.* [17], and Brujan [18] are of the subsequent papers addressing this problem.

Between all previous works, the most complete description of the bubble dynamics equations was presented by Prosperetti and Lezzi [19]. They used a singular-perturbation method of the bubble-wall Mach number

and derived the following one-parameter family of equations describing the bubble motion in the first order approximation of compressibility [19]:

$$\left(1 - (\eta + 1) \frac{\dot{R}}{C}\right) R \ddot{R} + \frac{3}{2} \left(1 - \frac{1}{3}(3\eta + 1) \frac{\dot{R}}{C}\right) \dot{R}^2 = \frac{R}{\rho C} \frac{d}{dt} (P_l - P_\infty) + \left(1 + (1 - \eta) \frac{\dot{R}}{C}\right) \left(\frac{P_l - P_\infty}{\rho}\right), \quad (1)$$

where, R , C , P_∞ , and ρ are the bubble radius, liquid sound speed, liquid pressure at infinity, and liquid density, respectively. Also, η is an arbitrary parameter. Equation (1) must be supplemented by a boundary condition equation at the bubble interface to relate the liquid pressure, P_l , to the gas pressure inside the bubble. Like all previous authors, Prosperetti and Lezzi [19] used the following incompressible equation for this purpose:

$$P_l = P_g - 4\mu \frac{\dot{R}}{R} - \frac{2\sigma}{R}, \quad (2)$$

where, P_g , μ , and σ are the gas pressure at the bubble interface, liquid viscosity, and surface tension, respectively. Most of the previously derived equations belong to this single parameter family of equations, corresponding to different values of η . Moreover, $\eta = 0$ yields results in closest agreement with the numerical simulation of full partial differential equations [19].

Two specific approximations have been used in the derivation of Eq'n. (1) and (2). The first approximation is the negligence of the viscosity effects for the liquid motion around the bubble, which has been used in the derivation of Eq'n. (1). In fact, Eq'n. (1) has been derived from the Euler equation, in which the viscosity is eliminated. Note that the viscous term of Eq'n. (2) has been resulted from the liquid viscosity at the bubble interface, but not from the bulk of liquid.

*Electronic address: moshaii@mehr.sharif.edu

The second approximation is the incompressibility assumption of the liquid and the gas at the bubble interface, which has been used in the derivation of Eq'n. (2). All of the effects of the liquid compressibility in the work of Prosperetti and Lezzi, as well as in all other previous works, have been resulted from the liquid motion around the bubble, but not from the bubble boundary condition equation. In fact, all previous authors, on one hand took into account the compressibility of the liquid motion around the bubble, but on the other hand neglected its consideration at the bubble interface.

Although, the two mentioned approximations have been used in the derivations of the existing bubble dynamics equations [1, 2, 3, 4, 5, 6, 7, 8, 9, 10, 11, 12, 13, 14, 15, 16, 17, 18, 19], but the applicability of these approximations for all times of the bubble motion needs to be clarified. Especially, at the end of the collapse, when the bubble motion is significantly compressible, these approximations may be inapplicable.

In this paper, by eliminating the above mentioned approximations, we have originally modified the bubble dynamics equations. A new set of equations have been derived including all effects of the viscosity and compressibility of both the liquid and the gas. These equations contain new terms resulted from the effects of two coefficients of viscosity of both the liquid and the gas. The influence of the added new terms arisen from the liquid viscosity has been numerically investigated. The results clearly indicate that the addition of the new terms considerably affects the bubble motion at the collapse time and during the bubble rebounds.

II. DERIVATION OF THE BUBBLE DYNAMICS EQUATIONS

To derive the bubble dynamics equations, we assume that the motion of the bubble interface and the infinitely extended surrounding liquid are always spherically symmetric. Under this circumstance, the continuity and the momentum equations are as follows [20]:

$$\frac{1}{\rho} \left[\frac{\partial \rho}{\partial t} + u \frac{\partial \rho}{\partial r} \right] = -\frac{\partial u}{\partial r} - \frac{2u}{r} = -\Delta, \quad (3)$$

$$\rho \left[\frac{\partial u}{\partial t} + u \frac{\partial u}{\partial r} \right] = -\frac{\partial p}{\partial r} + (\lambda + \mu) \left[\frac{\partial}{\partial r} \left(\frac{1}{r^2} \frac{\partial}{\partial r} (r^2 u) \right) \right] + \mu \left[\frac{1}{r^2} \frac{\partial}{\partial r} \left(r^2 \frac{\partial u}{\partial r} \right) - \frac{2u}{r^2} \right], \quad (4)$$

where, ρ , u , p , and Δ are density, velocity, pressure, and divergence of the velocity, respectively. Also, μ and λ are first and second coefficients of viscosity. The two brackets of the right hand side of Eq'n. (4) have the same differential forms. Hence:

$$\rho \left(\frac{\partial u}{\partial t} + u \frac{\partial u}{\partial r} \right) = -\frac{\partial p}{\partial r} + (\lambda + 2\mu) \frac{\partial \Delta}{\partial r}. \quad (5)$$

Dividing Eq'n. (5) by ρ and integrating it with respect to r from the bubble interface to infinity at a fixed instant of time and assuming that the two coefficients of viscosity are constant, we get:

$$\int_R^\infty \frac{\partial u}{\partial t} dr - \frac{\dot{R}^2}{2} = -\int_R^\infty \frac{1}{\rho} dp + (\lambda + 2\mu) \int_R^\infty \frac{1}{\rho} d\Delta, \quad (6)$$

where, the liquid velocity at the far field is assumed to be sufficiently small. When the liquid density does not strongly change, Eq'n. (6) can be written as:

$$\int_R^\infty \frac{\partial u}{\partial t} dr = \frac{\dot{R}^2}{2} - \frac{P_\infty - P_l}{\rho} + \frac{\lambda + 2\mu}{\rho} (\Delta_\infty - \Delta_l). \quad (7)$$

where, Δ_l and Δ_∞ are the divergence of the liquid velocity at the bubble interface and at infinity, respectively. The liquid pressure at the far field, P_∞ , is:

$$P_\infty(t) = P_0 + P_a(t), \quad (8)$$

where, P_0 and $P_a(t)$ are ambient and driving pressures, respectively. From Eq'n. (3) the divergence of the velocity can be written as:

$$\Delta = -\frac{1}{\rho} \frac{d\rho}{dt} = -\frac{1}{\rho c^2} \frac{dp}{dt}, \quad (9)$$

where the sound speed, c , which is assumed to be constant in the liquid, is defined as: $c^2 = dp/d\rho$. Thus, Eq'n. (7) becomes:

$$\int_R^\infty \frac{\partial u}{\partial t} dr = \frac{\dot{R}^2}{2} - \frac{P_\infty - P_l}{\rho} + \frac{\lambda + 2\mu}{\rho^2 C^2} \frac{d}{dt} (P_l - P_\infty). \quad (10)$$

The viscous term in Eq'n. (10) has been resulted from the simultaneous effects of the liquid viscosity and compressibility. This term has been neglected in the derived equations of the previous authors.

To convert Eq'n. (10) to a differential equation, the integral term must be approximated. Because of the irrotationality assumption of the bubble motion the velocity potential, $\varphi(r, t)$, can be introduced into this equation as:

$$\varphi_t(R, t) = \frac{\dot{R}^2}{2} + \frac{P_l - P_\infty}{\rho} + \frac{\lambda + 2\mu}{\rho^2 C^2} \frac{d}{dt} (P_l - P_\infty), \quad (11)$$

where subscript t denotes the temporal derivation. In the simplest approximation of $\varphi_t(R, t)$, the liquid motion is assumed to be incompressible. So, the liquid velocity at any distance r will be:

$$u(r) = \frac{R^2 \dot{R}}{r^2}. \quad (12)$$

According to this approximation, $\varphi_t(R, t)$ can be written as:

$$\varphi_t(R, t) = \left[\frac{\partial}{\partial t} \left(\frac{R^2 \dot{R}}{r} \right) \right]_{r=R} = R\ddot{R} + 2\dot{R}^2. \quad (13)$$

Inserting Eq'n. (13) into Eq'n. (11) and eliminating the liquid viscous term due to incompressibility approximation yields the well-known *Rayleigh-Plesset* equation:

$$R\ddot{R} + \frac{3}{2}\dot{R}^2 = \frac{P_l - P_\infty}{\rho}. \quad (14)$$

To introduced the compressibility effects into approximation of $\varphi_t(R, t)$, we assume that the liquid potential fulfills the following acoustic equation for the spherical waves:

$$\frac{\partial}{\partial t} (r\varphi) + C \frac{\partial}{\partial r} (r\varphi) = 0. \quad (15)$$

As we have shown in the following, this approximation is equivalent to the first order compressibility consideration of Ref. [19]. Double radial differentiation of Eq'n. (15) results:

$$\frac{\partial}{\partial t} (r\Delta) + C \frac{\partial}{\partial r} (r\Delta) = 0. \quad (16)$$

Through the definition of total derivative of the velocity along with Eq'n. (3) it can be obtained that:

$$\varphi_t(R, t) = \int_R^\infty \frac{\partial u}{\partial t} dr = \int_R^\infty \left(\frac{du}{dt} - u\Delta + \frac{2u^2}{r} \right) dr. \quad (17)$$

By a partial integration:

$$\varphi_t(R, t) = R\ddot{R} + 2\dot{R}^2 - R\dot{R}\Delta_l + \int_R^\infty r \frac{\partial \Delta}{\partial t} dr. \quad (18)$$

Applying Eq'n. (16) in Eq'n. (18) yields:

$$\varphi_t(R, t) = R\ddot{R} + 2\dot{R}^2 - R\dot{R}\Delta_l + RC\Delta_l. \quad (19)$$

Substituting Eq'n. (18) into Eq'n. (11) results:

$$\begin{aligned} R\ddot{R} + \frac{3}{2}\dot{R}^2 &= \frac{R}{\rho C} \left(1 - \frac{\dot{R}}{C} \right) \frac{dP_l}{dt} + \frac{P_l - P_\infty}{\rho} \\ &+ \frac{\lambda + 2\mu}{\rho^2 C^2} \frac{d}{dt} (P_l - P_\infty). \end{aligned} \quad (20)$$

This equation is the modified form of *Flynn* equation [10] along with viscosity consideration.

The compressibility effects can be introduced in a different manner. Differentiating Eq'n. (15) with respect to t and substituting $\varphi_t(R, t)$ in it from Eq'n. (11) yields:

$$\begin{aligned} \frac{R\dot{R}}{C} \left(\frac{\partial u}{\partial t} \right)_R + \frac{R}{\rho C} \left(\frac{\partial p}{\partial t} \right)_R - \frac{R}{\rho C} \frac{dP_\infty}{dt} + \\ R\dot{R} \left(\frac{\partial u}{\partial r} \right)_R + \frac{R}{\rho} \left(\frac{\partial p}{\partial r} \right)_R + \frac{1}{2}\dot{R}^2 = \\ \frac{P_\infty - P_l}{\rho} - \frac{\lambda + 2\mu}{\rho^2 C^2} \frac{d}{dt} (P_l - P_\infty), \end{aligned} \quad (21)$$

in which, the spatial and the temporal partial derivatives of the viscous term have been neglected due to smallness as well as the spatial derivative of the liquid pressure at infinity. Inserting the relation $d\rho = dp/c^2$ into Eq'n. (3) and using this equation and the momentum equation along with the total derivatives of the pressure and the velocity at the bubble interface, the four partial derivatives in Eq'n. (21) can be obtained as:

$$\left(\frac{\partial u}{\partial t} \right)_R = \ddot{R} + \frac{\dot{R}}{\rho C^2} \frac{dP_l}{dt} + \frac{2\dot{R}^2}{R}, \quad (22)$$

$$\left(\frac{\partial p}{\partial t} \right)_R = \rho \dot{R} \ddot{R} + \frac{dP_l}{dt}, \quad (23)$$

$$\left(\frac{\partial u}{\partial r} \right)_R = -\frac{1}{\rho C^2} \frac{dP_l}{dt} - \frac{2\dot{R}}{R}, \quad (24)$$

$$\left(\frac{\partial p}{\partial r} \right)_R = -\rho \ddot{R}. \quad (25)$$

Note, in the derivation of the Eq'ns. (22-25), the spatial and the temporal partial derivatives of the two viscous terms in the Navier-Stokes equation, Eq'n. (4), have been neglected. Inserting Eq'ns. (22-25) into Eq'n. (21) and retaining only the terms up to the order of \dot{R}/C results the modified form of *Herring-Trilling* equation [4, 5] along with viscosity effects:

$$\begin{aligned} \left(1 - \frac{2\dot{R}}{C} \right) R\ddot{R} + \left(1 - \frac{4\dot{R}}{3C} \right) \frac{3}{2}\dot{R}^2 &= \frac{R}{\rho C} \frac{d}{dt} (P_l - P_\infty) \\ &+ \frac{P_l - P_\infty}{\rho} + \frac{\lambda + 2\mu}{\rho^2 C^2} \frac{d}{dt} (P_l - P_\infty). \end{aligned} \quad (26)$$

It is straight forward to obtain the modified form of Eq'n. (1) by the addition of Eq'n. (26) and the product of $(1 - \eta)\dot{R}/C$ with Eq'n. (14) as:

$$\begin{aligned} \left(1 - (\eta + 1) \frac{\dot{R}}{C} \right) R\ddot{R} + \left(1 - (3\eta + 1) \frac{\dot{R}}{3C} \right) \frac{3}{2}\dot{R}^2 = \\ \frac{R}{\rho C} \frac{d}{dt} (P_l - P_\infty) + \left(1 + (1 - \eta) \frac{\dot{R}}{C} \right) \frac{P_l - P_\infty}{\rho} \\ + \frac{\lambda + 2\mu}{\rho^2 C^2} \frac{d}{dt} (P_l - P_\infty). \end{aligned} \quad (27)$$

The new Eq'n. (27) provides a suitable description of the simultaneous effects of liquid compressibility and liquid viscosity in the bubble motion. The added viscous new term of this equation arises from the liquid compressibility.

To complete the argument, it is necessary to modify the boundary condition Eq'n. (2) with the compressibility effects. The radial component of the stress tensor is:

$$T_{rr} = -p + \lambda \nabla \cdot \vec{u} + 2\mu \left(\frac{\partial u}{\partial r} \right). \quad (28)$$

Inserting the velocity divergence from Eq'n. (3), into this equation yields:

$$\begin{aligned} T_{rr} &= -p + (\lambda + 2\mu) \left(\frac{\partial u}{\partial r} + \frac{2u}{r} \right) - 4\frac{\mu u}{r} \\ &= -p + (\lambda + 2\mu)\Delta - 4\frac{\mu u}{r}. \end{aligned} \quad (29)$$

The boundary continuity requirement at the bubble interface is:

$$T_{rr}(liquid) |_{R=} = T_{rr}(gas) |_{R=} + 2\frac{\sigma}{R}. \quad (30)$$

Substituting Eq'ns. (29) and (9) into Eq'n. (30) leads to:

$$\begin{aligned} P_l + 4\frac{\mu \dot{R}}{R} + \left(\frac{\lambda + 2\mu}{\rho C^2} \frac{dP_l}{dt} \right) &= P_g + 4\frac{\mu_g \dot{R}}{R} \\ &+ \left(\frac{\lambda_g + 2\mu_g}{\rho_g} \frac{d\rho_g}{dt} \right) - 2\frac{\sigma}{R}, \end{aligned} \quad (31)$$

where, ρ_g , μ_g , and λ_g are the gas density, the first and the second coefficients of viscosity of the gas, respectively. The new Eq'n (31) provides the most complete boundary condition equation at the bubble interface, which contains all effects of compressibility and viscosity of both the liquid and the gas. Here, we concentrate on the effects of liquid viscous new term of Eq'n (31) and eliminate the gas viscosity terms as previous works [1, 2, 3, 4, 5, 6, 7, 8, 9, 10, 11, 12, 13, 14, 15, 16, 17, 18, 19]. Therefore, Eq'n. (31) becomes:

$$P_l + \left(\frac{\lambda + 2\mu}{\rho C^2} \frac{dP_l}{dt} \right) = P_g - 4\frac{\mu \dot{R}}{R} - 2\frac{\sigma}{R}. \quad (32)$$

Comparison of Eq'ns. (2) and (32) indicates the existence of a new viscous term in Eq'n. (32) due to the liquid compressibility. The set of Eq'ns. (27) and (32) present the most complete form of the bubble dynamics equations containing effects of the liquid compressibility and viscosity not only at the bubble interface, but also in the bulk of liquid. In fact, these equations account for the viscosity of a compressible liquid. While, all previous equations accounted for the viscosity of an incompressible liquid and compressibility, separately.

To generalize the argument, Eq'ns. (27) and (32) are expressed in dimensionless forms. The dimensionless variables of this problem are defined as:

$$\begin{aligned} R^* &= \frac{R}{R_0}, & \dot{R}^* &= \frac{\dot{R}}{C}, & t^* &= \frac{tC}{R_0}, & P_l^* &= \frac{P_l}{\rho C^2}, \\ P_g^* &= \frac{P_g}{\rho C^2}, & P_\infty^* &= \frac{P_\infty}{\rho C^2}, \end{aligned} \quad (33)$$

where, R_0 is ambient radius of the bubble. Substituting the dimensionless variables into Eq'ns. (27) and (32), the dimensionless equations are obtained as:

$$\begin{aligned} (1 - (\eta + 1)\dot{R}^*) R^* \ddot{R}^* + \frac{3}{2} \left(1 - \frac{1}{3}(3\eta + 1)\dot{R}^* \right) \dot{R}^{*2} \\ = (1 + (1 - \eta)\dot{R}^*) (P_l^* - P_a^* - P_0^*) \\ + R^* \frac{d}{dt^*} (P_l^* - P_a^*), \end{aligned} \quad (34)$$

$$P_l^* = P_g^* - 4\frac{\mu^* \dot{R}^*}{R^*} - 2\frac{\sigma^*}{R^*} - (\lambda^* + 2\mu^*) \frac{dP_l^*}{dt^*}. \quad (35)$$

The quantities σ^* , μ^* , and λ^* are dimensionless surface tension and dimensionless liquid viscosity coefficients, which are defined as: $\sigma^* = \sigma/\rho R_0 C^2$, $\mu^* = \mu/\rho R_0 C$, and $\lambda^* = \lambda/\rho R_0 C$. These dimensionless numbers, which are basically inverse of Weber Number and inverse of Reynolds Number, characterize significance of the surface tension and the liquid viscosity in the bubble dynamics.

III. BUBBLE INTERIOR EVOLUTION

To quantify effects of the new viscous terms on the bubble dynamics, evolution of the gas pressure at the bubble interface, P_g , must be specified. It can be determined from simultaneous solution of the conservation equations for the bubble interior and the bubble radius equations [23, 24, 25, 26, 27, 28]. Also, heat conduction and mass exchange between the bubble and the surrounding liquid affect the bubble evolution. These complexities were considered in a complete gas dynamics simulation by Storey and Szeri [29].

On the other hand, strong spatial inhomogeneities inside the bubble are not remarkably revealed, unless at the end of an intense collapse [26, 27]. Therefore, the uniformity assumption for the bubble interior seems to be useful and provides many features of the bubble motion [21, 22]. Using this assumption Toegel *et al.* presented an ODE model [30], in which effects of heat and mass transfer at the bubble interface have been considered. This model accurately describes various experimental phase diagrams [31] and provides a good agreement with the complete direct numerical simulation of Storey and Szeri [29].

In this paper, we used the Toegel *et al.*'s model [30] for specifying the bubble interior evolution. We describe an argon bubble in water under the conditions of Single Bubble Sonoluminescence [21, 22]. The gas evolution model can be summarized as follows.

The gas pressure is modeled by the van der Waals equation of state:

$$P_g = \frac{N_{tot} kT}{V - N_{tot} B} \quad (36)$$

where, $N_{tot} = N_{Ar} + N_{H_2O}$ is total number of particles inside the bubble. The covolume constant $B = 5.1 \times 10^{-29} m^3$ is assumed to be equal for both water vapor and argon [31]. The value of N_{tot} changes with time because of evaporation and condensation of the water vapor molecules at the bubble interface. The rate of change can be modeled as [30]:

$$\dot{N}_{tot} = 4\pi R^2 D \frac{n_{0H_2O} - n_{H_2O}}{l_d}, \quad l_d = \min\left(\sqrt{\frac{RD}{|\dot{R}|}}, \frac{R}{\pi}\right), \quad (37)$$

where, n_{H_2O} and n_{0H_2O} are the instantaneous and equilibrium concentration of the water vapor molecules, respectively. The diffusion coefficient, D , is given by [32]: $D = D_0(n_0/n_{tot})$, where $D_0 = 23.55 \times 10^{-6} m^2/s$ and $n_0 = 2.5 \times 10^{25} m^{-3}$. The quantity l_d is thickness of diffusive boundary layer (see Ref. [30] for more details). The equilibrium concentration of the water vapor molecules is given by the number density of the saturated vapor pressure at the ambient liquid temperature T_0 ; $n_{0H_2O} = P_v(T_0)/kT_0$. In our calculations: $n_{0H_2O} = 5.9 \times 10^{23} m^{-3}$.

Similar to Eq'n. (37), the heat exchange at the bubble interface can be approximate by [30]:

$$\dot{Q} = 4\pi R^2 \kappa \frac{T_0 - T}{l_{th}}, \quad l_{th} = \min\left(\sqrt{\frac{R\chi}{|\dot{R}|}}, \frac{R}{\pi}\right), \quad (38)$$

where, T and T_0 are the gas temperature and the ambient liquid temperature, respectively. Also, $\kappa = 17.9 \times 10^{-3} W/mK$ [32] is thermal conductivity coefficient of the gas content, l_{th} is thickness of thermal boundary layer and χ is thermal diffusivity coefficient, which is given by: $\chi = \kappa/c_p$, with $c_p = (\frac{5}{2}n_{Ar} + \frac{5}{2}n_{H_2O})k$ the constant pressure heat capacity per unit volume of the gas.

Applying the basic energy equation for the bubble content evolution results the rate of change of the gas temperature [30, 31]:

$$\dot{T} = \frac{\dot{Q}}{C_\nu} - \frac{P_g \dot{V}}{C_\nu} + \left[4T_0 - 3T - T \sum \left(\frac{\theta_i/T}{e^{\theta_i/T} - 1}\right)\right] \frac{k\dot{N}_{tot}}{C_\nu} \quad (39)$$

$$C_\nu = \frac{3}{2}N_{Ar}k + \left[3 + \sum \left(\frac{(\theta_i/T)^2 e^{\theta_i/T}}{(e^{\theta_i/T} - 1)^2}\right)\right] kN_{H_2O}, \quad (40)$$

where, three different values for θ_i correspond to characteristic vibration temperatures of H_2O : $\theta_1 = 2295K$, $\theta_2 = 5255K$, and $\theta_3 = 5400K$ [31]. In this paper for simplicity we neglected the effects of chemical reactions [31], which are important only at an extremely short time interval when the bubble temperature is high enough (more than 5000K).

Equations (36-40) along with the bubble dynamics equations are the set of equations, which totally describe the evolution of the bubble characteristics. Under

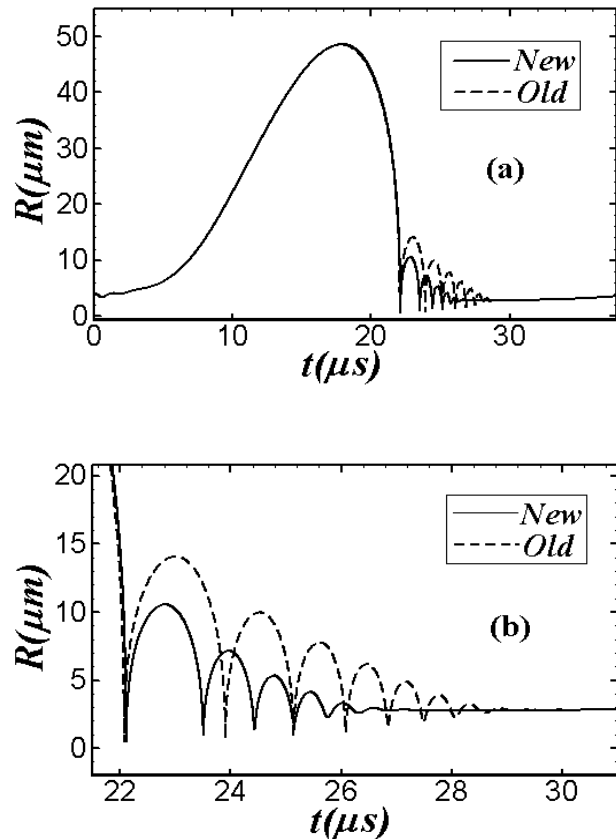


FIG. 1: Time variations of the bubble radius, according to the new (solid) and the old (dashed) sets of equations. Graphs (a) and (b) shows the bubble evolution in a complete period and during the bubble rebounds, respectively. The equilibrium radius is $R_0 = 4.0 \mu m$ and the deriving pressure amplitude is $P_a = 1.4 atm$

these circumstances, time variations of the bubble properties have been numerically calculated for both the new (Eq'ns. 34,35) and the old (Eq'ns. 1,2) bubble dynamics equations (for $\eta = 0$).

IV. NUMERICAL ANALYSIS

The calculations were carried out for a periodic driving pressure; $P_a(t) = P_a \sin(\omega t)$, with $\omega = 2\pi \times 26.5 kHz$. The constants and parameters of the bubble dynamics equations were set for the water at room temperature, $T_0 = 293.15 K$, and atmospheric ambient pressure, $P_0 = 1.0 atm$; $\rho = 998.0 kg/m^3$, $C = 1483.0 m/s$, $\mu = 1.01 \times 10^{-3} kg/ms$, $\sigma = 0.0707 kgs^{-2}$ [34]. The second coefficient of viscosity of water at room temperature was set to be $\lambda = 3.43 \times 10^{-3} kg/ms$ [35].

Figures (1-3) illustrate the results of our calculations for $P_a = 1.4 atm$ and $R_0 = 4.0 \mu m$. Similar values for these parameters have been reported in recent experi-

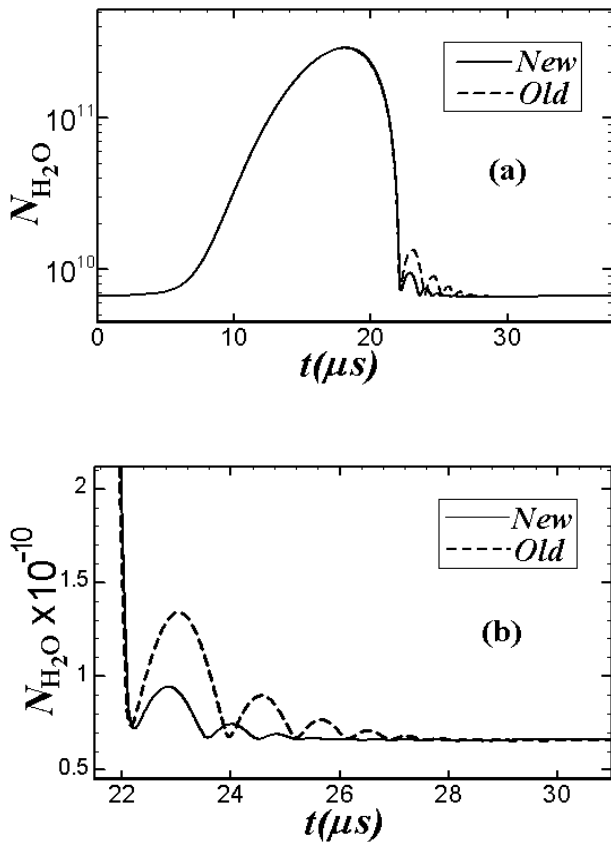


FIG. 2: Time variations of the number of H_2O particles inside the bubble according to the new (solid) and the old (dashed) sets of equations. Graphs (a) and (b) show the evolution in a complete period and during the bubble rebounds, respectively. The parameters and constants are the same as Fig. (1).

mental works of Ketterling and Apfel [36], Simon *et al.* [37], and Vazquez *et al.* [38]. Figure (1) shows the variations of the bubble radius for the new and the old bubble dynamics equations. It is observed that the addition of the new viscous terms considerably changes the bubble evolution after the collapse. The bubble motion is remarkably compressible during the collapse. Therefore, the new viscous terms, which have been arisen from the liquid compressibility, are important in this time interval. These terms exhibit a damping role and their consideration reduces the amplitude of the bubble rebounds. Also, the period of the rebounds decreases with the addition of the new terms. Details of our calculations at the end of the collapse show that the minimum radius for the new case is about 4% greater than that of the old one.

The difference between the two cases for the evolution of the number of H_2O particles has been illustrated in Fig. (2). As this figure indicates, a large amount of water vapor evaporates into the bubble during the expansion. Indeed, at maximum radius, most of the bubble content is water vapor. During the collapse, the water

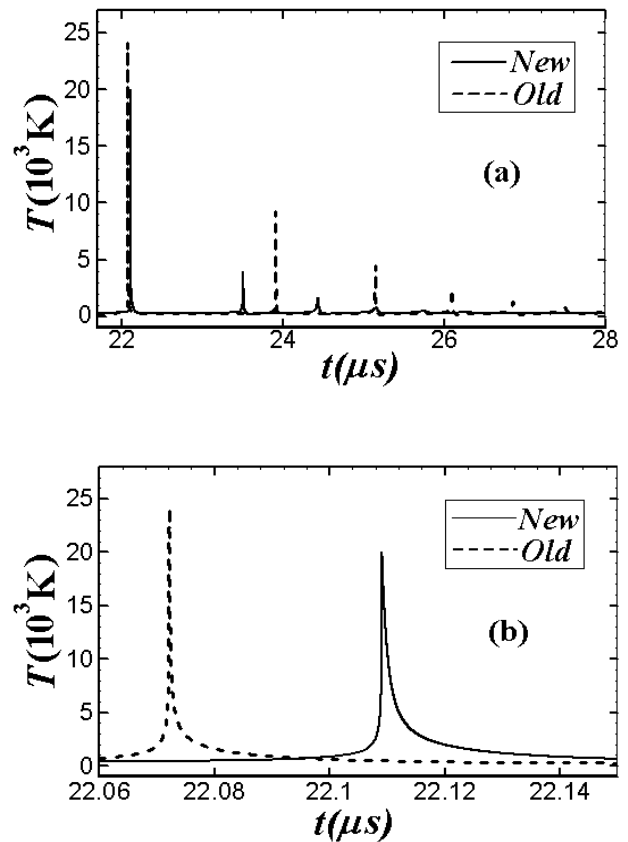


FIG. 3: The gas temperature evolution during the bubble rebounds (a) and at the end of the collapse (b) for the new (solid) and the old (dashed) cases for the same parameters and constants as Fig. (1).

vapor molecules rapidly condense to the liquid. It is seen that the remarkable difference between the two cases also appears on the variations of the number of H_2O particles after the collapse. Note that, the difference gradually disappears as the bubble rebounds weaken.

In Fig. (3), the gas temperature evolution during the bubble rebounds and at the end of the collapse have been demonstrated. Damping feature of the new term is clearly observed by considerable decrease of the peak temperature at the collapse time as well as remarkable reduce of the secondary peak temperatures. Also, the pulse width of the main peak temperature decreases with the addition of the new terms.

Figures (4) and (5) illustrate dependence of the bubble properties at the end of the collapse to the variation of the amplitude and the frequency of driving pressure for the two cases. The different values of P_a , corresponding to a specific values of R_0 , can be experimentally obtained by varying the concentration of the dissolved gas in the liquid [21, 36, 37, 38]. Also, the frequency range in the calculations of Fig. (5) is in the range of the experimental results [21].

Figure (4) shows the variation of the peak tempera-

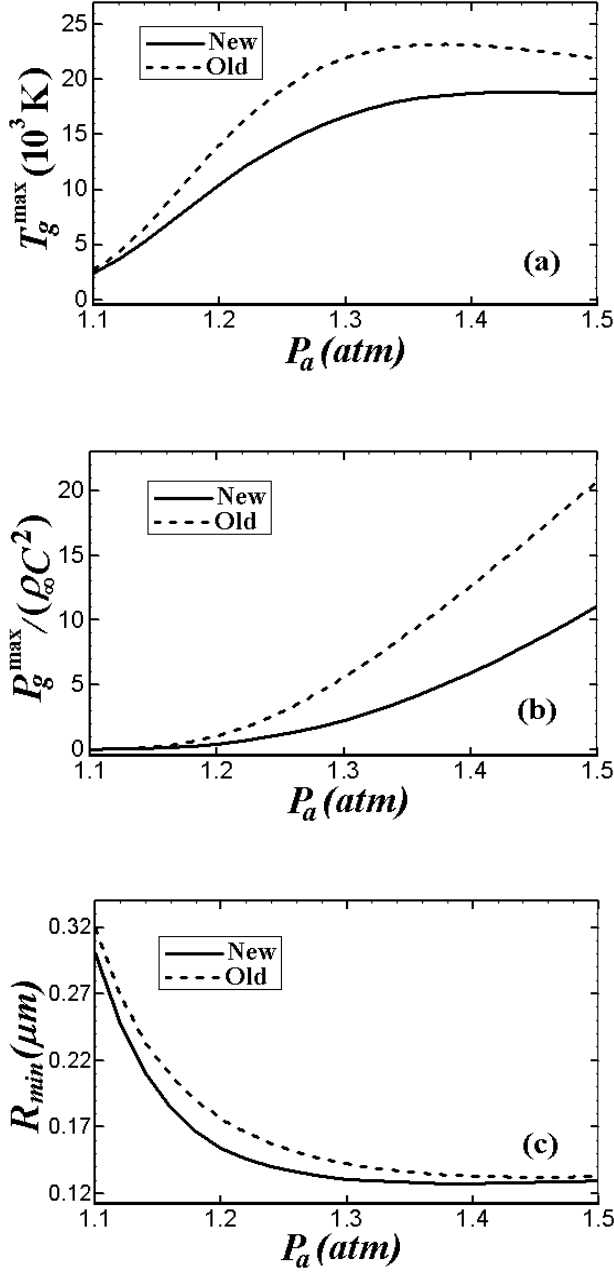


FIG. 4: The bubble characteristics at the time of collapse as a function of the driving pressure amplitude for the new (solid) and the old (dashed) bubble dynamics equations; peak temperature (a), peak pressure (b), and minimum radius (c). The equilibrium radius was fixed ($R_0 = 4.5 \mu\text{m}$). Other constants are the same as Figs. (1-3).

ture, the peak pressure, and the minimum radius as a function of the driving pressure amplitude. The ambient radius was fixed ($R_0 = 4.5 \mu\text{m}$). The damping feature of the new viscous terms is clearly observed in this figure. For the peak temperature in Fig. 4(a), the maximum relative difference appears around $P_a = 1.25 \text{ atm}$ (about 35%). The difference between the two cases decreases for

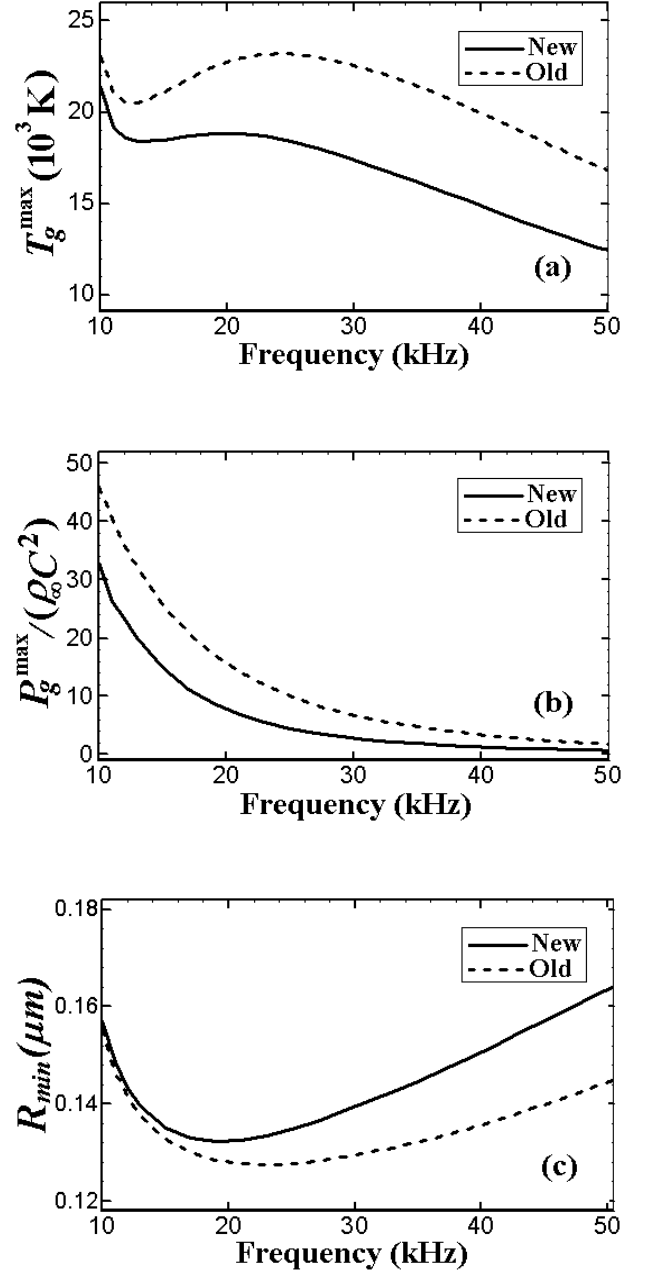


FIG. 5: The dependence of the bubble characteristics at the end of the collapse to the frequency of driving pressure for the new (solid) and old (dashed) bubble dynamics equations; peak temperature (a), peak pressure (b), and minimum radius (c). The equilibrium radius and the pressure amplitude were fixed ($R_0 = 4.5 \mu\text{m}$ and $P_a = 1.35 \text{ atm}$). Other constants are the same as Figs. (1-3).

higher driving pressures. However, for the peak pressure in Fig. 4(b), the difference increases with the increase of the amplitude. The values of R_{min} for the two cases are similar in high driving pressures because of the effects of the excluded volume, which prevent the bubble compression [33].

Figure (5) represents the dependence of the bubble characteristics at the end of the collapse to the variations of the driving pressure frequency. The ambient radius and the amplitude were fixed in these calculations ($R_0 = 4.5 \mu\text{m}$ and $P_a = 1.35 \text{ atm}$). As Fig. (4), the damping feature of the new terms is also seen here. The difference between the two cases for the peak temperature and the minimum radius increases when the frequency is increased. While, for the peak pressure the difference reduces with the increase of the frequency.

A major deficiency of the old bubble dynamics equations is that for strongly driven bubbles, such as sonoluminescence bubbles, large amplitude rebounds are produced after the collapse, so that they often last until the next acoustic cycle of the periodic driving pressure. This is in contrast with the experimental results, which show rapidly damped rebounds [21, 39]. By introducing a damping term arisen from the gas compressibility, Moss *et. al* [39] provided a typical solution for this problem. The effects of the suggested term by Moss *et. al* is very similar to the damping effects of the new terms in this paper, (compare Fig. 1(b) with Figs. (3) and (4) of Ref. [39]). It seems the damping feature of the the new terms is a better way for solving the mentioned problem. The reason is that Eq'ns. (34) and (35) have been derived directly from the basic equations of fluid mechanics, on the contrary to Eq'n. (3.2) of Ref. [39], which was derived by an approximate method.

V. CONCLUSIONS

The equations of the bubble motion in a compressible viscous liquid were newly derived from the full Navier-Stokes equations. These equations contain two similar new terms resulted from the simultaneous effects of the liquid viscosity and compressibility. These new terms have a considerable damping role at the collapse, when the bubble motion is significantly compressible. This new damping mechanism dramatically changes the bubble properties at the end of the collapse and during the bubble rebounds.

The results of this work indicate that, the neglect of the new terms in the previous works is not reasonable for the collapse time and the new effects should be considered for the prediction of the quantities related to the collapse, e.g., the value of light emission by a single sonoluminescing bubble as well as the bubble stability limits.

ACKNOWLEDGEMENTS

This work was supported by Sharif University of Technology and Bonab Research Center. Partial support of this work by Institute for Studies in Theoretical Physics and Mathematics is appreciated. The authors thank Andrea Prosperetti for his helpful comments.

-
- [1] L. Rayleigh, On the pressure developed in a liquid during the collapse of a spherical cavity. *Philos. Mag.*, **34**, 94 (1917).
 - [2] M. S. Plesset, The dynamics of cavitation bubbles. *J. Appl. Mech.* **16**, 277 (1949).
 - [3] B. E. Noltingk and E. A. Neppiras, Cavitation produced by ultrasonics. *Proc. Phys. Soc. London B***63**, 674 (1950).
 - [4] C. Herring, Theory of the pulsations of the gas bubble produced by an underwater explosion. OSRD Rep. No. **236** (NDRC C4-sr-10-010) (1941).
 - [5] L. Trilling, The collapse and rebound of a gas bubble. *J. Appl. Phys.* **23**, 14 (1952).
 - [6] F. R. Gilmore, The growth or collapse of a spherical bubble in a viscous compressible liquid. Rep. No. **26-4**, Hydrodyn. Lab., Calif. Inst. Tech. (1952).
 - [7] J. B. Keller and I. I. Kolodner, Damping of underwater explosion bubble oscillations. *J. Appl. Phys.* **27**, 1152 (1956).
 - [8] R. Hickling and M. S. Plesset, Collapse and rebound of a spherical bubble in water. *Phys. Fluids* **7**, 7 (1964).
 - [9] W. E. Jahsman, Collapse of a gas-filled spherical cavity. *Trans. ASME E: J. Appl. Mech.* **35**, 579 (1968).
 - [10] H. G. Flynn, Cavitation dynamics. I. A mathematical formulation. *J. Acoust. Soc. Am.* **57**, 1379 (1975).
 - [11] G. J. Lastman and R. A. Wentzell, Cavitation of a bubble in an inviscid compressible liquid. *Phys. Fluids* **22**, 2259 (1979).
 - [12] J. B. Keller and M. Miksis, Bubble oscillations of large amplitude. *J. Acoust. Soc. Am.* **68**, 628 (1980).
 - [13] R. Hickling, Effects of thermal conduction in sonoluminescence. *J. Acoust. Soc. Am.* **35**, 967 (1963).
 - [14] S. Fujikawa and T. Akamatsu, Effects of the non-equilibrium condensation of vapour on the pressure wave produced by the collapse of a bubble in a liquid. *J. Fluid Mech.* **97**, 481 (1980).
 - [15] K. Yasui, Alternative model of single-bubble sonoluminescence. *Phys. Rev. E* **56**, 6750 (1997).
 - [16] R. Löfstedt, B. P. Barber, and S. J. Putterman, Toward a hydrodynamic theory of sonoluminescence. *Phys. Fluid A* **5**, 2911 (1993).
 - [17] R. I. Nigmatulin, I. SH. Akhatov, N. K. Vakhitova, and R. T. Lahey, On the forced oscillations of a small gas bubble in a spherical liquid-filled flask. *J. Fluid Mech.* **414**, 47 (2000).
 - [18] E. A. Brujan, The equation of bubble dynamics in a compressible linear viscoelastic liquid. *Fluid Dynamics Research* **29**, 287 (2001).
 - [19] A. Prosperetti and A. Lezzi, Bubble dynamics in a compressible liquid. 1. First order theory. *J. Fluid Mech.* **168**, 457 (1986); A. Lezzi and A. Prosperetti, Bubble dynamics in a compressible liquid. 2. Second order theory. *J. Fluid Mech.* **185**, 289 (1987).
 - [20] R. Aris, *Vectors, tensors, and the basic equations of fluid mechanics*, Prentice-Hall, INC., Englewood Cliffs, (1962).
 - [21] B. P. Barber, R. A. Hiller, R. Löfstedt, S. J. Putterman, and K. R. Weninger, Defining the unknowns of sonoluminescence. *Phys. Rep.* **281**, 65 (1997).

- [22] M. P. Brenner, S. Hilgenfeldt, and D. Lohse, Single-bubble sonoluminescence. *Rev. Mod. Phys.* **74**, 425 (2002).
- [23] C. C. Wu and P. H. Roberts, Shock-wave propagation in a sonoluminescing gas bubble. *Phys. Rev. Lett.* **70**, 3424 (1993).
- [24] W. C. Moss, D. B. Clarke, J. W. White, and D. A. Young, Hydrodynamics simulation of bubble collapse and picosecond sonoluminescence. *Phys. Fluids* **6**, 2979 (1994); W. C. Moss, D. B. Clark, and D. A. Young, Calculated pulse widths and spectra of a single sonoluminescing bubble. *Science*, **276**, 1398 (1997).
- [25] L. Kondic, J. I. Gersten, and C. Yuan, Theoretical studies of sonoluminescence radiations: radiative transfer and parametric dependence. *Phys. Rev. E* **52**, 4976 (1995).
- [26] V. Q. Voung and A. J. Szeri, Sonoluminescence and diffusive transport. *Phys. Fluids* **8**, 2354 (1996).
- [27] L. Yuan, H. Y. Cheng, M.-C. Chu, and P. T. Leung, Physical parameters affecting sonoluminescence: A self-consistent hydrodynamics study. *Phys. Rev. E* **57**, 4265 (1998).
- [28] N. Xu, R. Apfel, A. Khong, X. Hu, and L. Wang, Water vapor diffusion effects on gas dynamics in a sonoluminescing bubble. *Phys. Rev. E* **68**, 016309 (2003).
- [29] B. D. Storey and A. J. Szeri, Water vapour, sonoluminescence and sonochemistry. *Proc. Roy. Soc. London, Ser. A* **456**, 1685 (2000);
- [30] R. Toegel, B. Gompf, R. Pecha, and D. Lohse, Does water vapor prevent upscaling sonoluminescence. *Phys. Rev. Lett.* **85**, 3165 (2000).
- [31] R. Toegel, D. Lohse, Phase diagrams for sonoluminescing bubbles: A comparison between theory and experiment. *J. Chem. Phys.* **118**, 1863 (2003).
- [32] X. Lu, A. Prosperetti, R. Toegel, and D. Lohse, Harmonic enhancement of single-bubble sonoluminescence. *Phys. Rev. E* **67**, 056310 (2003).
- [33] R. Toegel, S. Hilgenfeldt, and D. Lohse, Suppressing dissociation in sonoluminescing bubbles: The effect of excluded volume. *Phys. Rev. Lett.* **88**, 034301 (2002).
- [34] *CRC Handbook of Chemistry and Physics*, edited by D. Lide, CRC Press, Boca Raton, (1995).
- [35] S. M. Karim, L. Rosenhead, The second Coefficient of viscosity of liquid and gases. *Rev. Mod. Phys.* **24**, 108 (1952).
- [36] J. A. Ketterling and R. E. Apfel, Extensive experimental mapping of sonoluminescence parameter space. *Phys. Rev. E* **61**, 3832 (2000).
- [37] G. Simon, I. Csabai, A. Horvath, and F. Szalai, Sonoluminescence and phase diagrams of single bubbles at low dissolved air concentration. *Phys. Rev. E* **63**, 026301 (2001).
- [38] G. Vazquez, C. Camara, S. J. Putterman, and K. Weninger, Blackbody spectra for sonoluminescing hydrogen bubbles. *Phys. Rev. Lett.* **88**, 197402 (2002).
- [39] W. C. Moss, J. L. Levatin, and A. J. Szeri, A new damping mechanism in strongly collapsing bubbles. *Proc. Roy. Soc. London, Ser. A* **456**, 2983 (2000).