

TUNABLE DOUBLE-CRYSTAL MONOCHROMATOR WITH FIXED TURN (AND SHIFT) OF THE OUTPUT BEAM

N.G.Gavrilov¹⁾, I.L.Zhogin^{2),1)}, and B.P.Tolochko²⁾

¹⁾ *Institute of nuclear physics, Novosibirsk*

²⁾ *Institute of solid state chemistry, Novosibirsk*

Side beamlines of synchrotron radiation (using, for example, a Laue-case crystal as a beam divider), have, as a rule, a fixed energy (or energy of exit beam can vary only in very small range). The opportunity of energy tuning in a large range would be the important quality raising user value of side beamlines. And such opportunity, theoretically, exists if to use a double-crystal monochromator in which planes of crystals are not parallel, and entering and exit beams do not lay in one plane. Let the minimal distance between these beams (straight lines) is $h=1$. On Fig. 1 the top view, along minimal piece $O-O' = h$ is shown; α is angle of turn of the exit beam. Crystals should move along the beams, a points A and A' :

$$A = (x, 0, 0), \quad A' = (-x' \cos \alpha, x' \sin \alpha, h),$$

and angles of rotation of crystals (Bragg's angles q, q' and roll angles j, j') should change by the certain rules. Finding expressions for unit vectors $\mathbf{a}, \mathbf{b}, \mathbf{c}$ along trajectory of beam, it is possible then to receive dependencies x', q, q', j, j' from x . For the case of equal crystals, when $x' = x, q' = q, j' = j$ (the bisector of angle $\mathbf{p} - \mathbf{a}$, taking place on the height $h/2 = 1/2$, is the axis of symmetry C_2), these dependencies are especially simple:

$$\sin q = \{1/2 - x(1 + \cos q)/(8x^2(1 + \cos q) + 4)^{1/2}\}^{1/2}, \quad \cos j = (1 + x^2 \sin^2 \alpha)^{-1/2}.$$

Fig.2 shows $\sin q(x)$ for several values of α (in degrees).

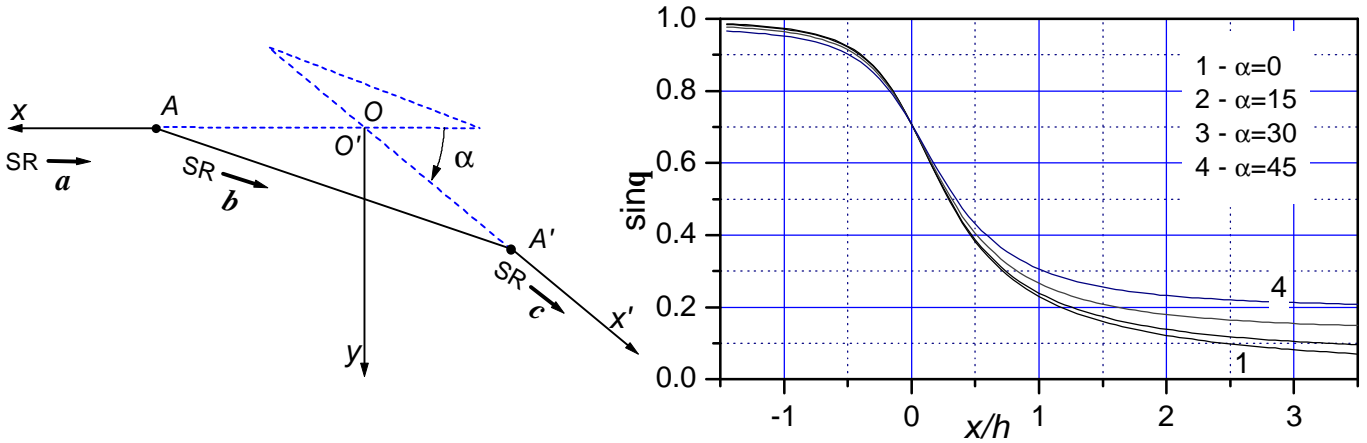


Fig. 1

Fig. 2

In general case we have:

$$\mathbf{a} = (-1, 0, 0), \quad \mathbf{b} = (-x - x' \cos \alpha, x' \sin \alpha, 1)/\{x^2 + x'^2 + 2xx' \cos \alpha + 1\}^{1/2}, \quad \mathbf{c} = (-\cos \alpha, \sin \alpha, 0).$$

The equations for Bragg angle q and roll angle j (defined as the angle between (x, z) -plane and reflection plane (\mathbf{a}, \mathbf{b})) of the first crystal are now obtained easily:

$$2 \sin^2 q = 1 - (\mathbf{a} \cdot \mathbf{b}) = 1 - (x + x' \cos \alpha)/(x^2 + x'^2 + 2xx' \cos \alpha + 1)^{1/2}, \quad \cos j = (1 + x'^2 \sin^2 \alpha)^{-1/2}.$$

Similar expressions for q' and j' follow after replacement $x \leftrightarrow x'$.

The requirement $I^2 = I'^2$ (where $I = 2d \sin q$; d is a lattice spacing of the first crystal; let, as a formality, $d > d'$) yield the equation:

$$(x^2 + x'^2 + 2xx' \cos a + 1)^{1/2} = x + x' + k(qx - x'/q) = 0,$$

where $q = d'/d$, $k = (1 - \cos a)q / (1 - q^2)$; note that $0 < q < 1$, $k > 0$. This equation is symmetrical under replacement $x \leftrightarrow x'$, $q \rightarrow 1/q$ ($k \rightarrow -k$). Elimination of the radical leads to the quadratic:

$$x'^2(k-2q)/q^2 - 2kx'x + 1 + qx^2(2 + qk) - 1/k = 0.$$

Using x' as independent (or control) variable, one can find solution (only one branch is correct – it is because of previous radical elimination):

$$x = (kx' + \{(4 + 2qk - 2k/q)x'^2 + q(2/k + q)\}^{1/2}) / \{q(2 + qk)\}.$$

Dependence $x(x')$ (as well as Bragg angles) for crystal pair diamond-111 ($d = 2.059$) and Si-220 ($d' = 1.920$), $q = 0.9325$, and angle $a = 16.2^\circ$, is shown on Fig.3 (and Fig.4).

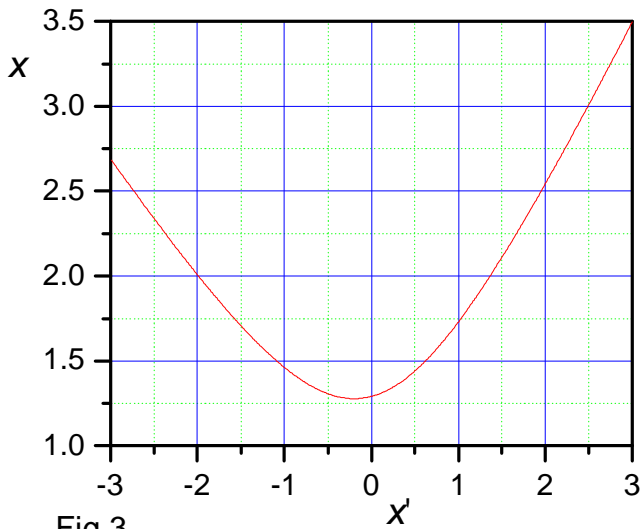


Fig.3

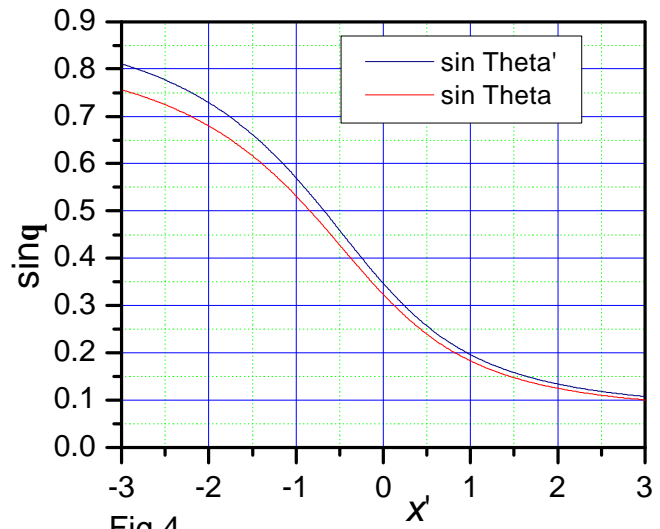


Fig.4

Possibility to use unequal crystals is a great advantage of proposed («skew») monochromator with non-zero angle a .

The deviation from (+,-)-scheme is characterized by the angle f , which is the angle between crystal's normal vectors:

$$\cos f = -(\mathbf{n}_1 \cdot \mathbf{n}_2) = (2\sin^2 q + 2\sin^2 q' - 1 + \cos a) / (4 \sin q \sin q').$$

In the absence of collimating mirror(s) one will have decreasing of beam intensity (but increased monochromaticity), especially in the large energy segment, $\sim 1/\sin(f/2)$.

For experiments concerning with anomalous diffraction (e.g., for macromolecular researches), it may be interesting to have a set of DC-monochromators (perhaps, with fixed energy) with different angles a , focused on the sample. Changing intensity or shutting one or another monochromatic beam, one could know which energy and which incident beam cause one or another diffraction reflex (spot). It is clear that attenuator and beam shutter are the most fast optic elements.

If single tunable monochromator may be compared with single-string violin, then the set of fixed tune monochromators looks like piano or harmonium, which could produce many different accords. May be, someone would like to continue this analogy on one's preferable musical instrument (e.g., guitar).