

# Orientation and entanglement of two coupled molecules

Y. Y. Liao, Y. N. Chen, and D. S. Chu

*Department of Electrophysics, National Chiao-Tung University, Hsinchu 30050, Taiwan*

(Dated: October 27, 2019)

Time-dependent orientations of two coupled dipole molecules in which one of the molecule is kicked by periodic laser pulses are studied. The orientations of the unkicked molecule is found to be induced due to the dipole-dipole interaction. The entanglement can be established by the periodic laser pulse. With the increasing of laser intensities, the crossover from periodic to chaotic orientation is observed. However, a stable entanglement is still generated even the coupled system is in irregular orientation. In addition, the degrees of entanglement can be controlled by tuning the number of laser pulses.

PACS: 33.20.Sn, 03.67.Mn, 05.45.-a

Control of alignment and orientation of molecules is one of important goals in stereodynamics [1], surface catalysis [2], trapping molecules [3], molecular focusing [4], and nanoscale design [5]. Theoretically, a picosecond laser pulse can create the pendular states, which are hybrid of field-free molecular eigenstates [6, 7]. By turning on the laser adiabatically, the pendular states is achieved and leads to alignment of the molecules. In addition, a femtosecond laser pulse, like impulsive excitation, can generate a field-free orientation, which is a nonstationary wave packet [8]. As the ultrashort laser pulse kicks a molecule, an impulsive momentum is transferred to the molecule and results in the orientation. Several experiments have been done to control the alignment and orientation of molecules [9]. Especially, controlling the orientation of polar molecules based on FH method [10] had been demonstrated with combined electrostatic and pulsed nonresonant laser fields [11].

On the other hand, great attention has been focused on the entanglement issue recently since generation of entangled states is one of the fundamental requirements for quantum information processing[12]. Lots of works have been associated with quantum-optic and atomic systems[13]. With the increasing of nano-science technology, it is now possible to resolve two individual molecules separated by 12 nanometers.[14] Motivated by these researches, a different way of generating entanglement is proposed in this Letter. Two molecules with permanent dipole moments are considered to be coupled by the dipole-dipole interaction. An ultrashort laser pulse is applied to one of the molecules. It is found that the orientation behavior can display chaotic feature under certain conditions. However, a stable entanglement can still be generated even the coupled dipole moments are in irregular orientation. Moreover, the entanglement induced by the dipole interaction can be increased to some degrees by controlling the number of kicking pulses.

In our model, we consider two identical dipole molecules separated by a distance of  $R$ . The dipole-dipole interaction is assumed between the molecules. Laser pulses are applied to one of the coupled molecules

only. The Hamiltonian of the system can be written as

$$H = - \sum_{j=1,2} \frac{\hbar^2}{2I} L_j^2 + U_{dip} + H_l, \quad (1)$$

where  $L_j$  is the angular momentum operator and  $\frac{\hbar^2}{2I}$  is the rotational constant.  $U_{dip}$  is the interaction between two molecules with dipole moments  $\vec{\mu}_1$  and  $\vec{\mu}_2$

$$U_{dip} = \frac{\vec{\mu}_1 \cdot \vec{\mu}_2 - 3 (\vec{\mu}_1 \cdot \hat{R}) (\vec{\mu}_2 \cdot \hat{R})}{R^3}. \quad (2)$$

For simplicity, the dipole moments of two molecules are assumed to be identical, i.e.,  $\mu_1 = \mu_2 = \mu$ . The field-molecule coupling  $H_l$  is an electrical-dipole coupling, and can be expressed as

$$H_l = -\mu E(t) \cos \theta \cos(\omega t), \quad (3)$$

where  $\theta$  is the angle between the dipole moment vector and the laser field vector. The laser profile is a Gaussian shape with  $E(t) = E_0 e^{-\frac{(t-t_0)^2}{\sigma^2}}$ , where  $E_0$  is the field strength,  $t_0$  is the center of peak, and  $\sigma$  is the pulse duration. The time-dependent Schrödinger equation is solved by expanding the wave function in terms of a series of field-free spherical harmonic functions

$$\Psi = \sum_{lm'l'm'} c_{lm'l'm'}(t) Y_{lm}(\theta, \phi) Y_{l'm'}(\theta', \phi'), \quad (4)$$

where  $(\theta, \phi)$  and  $(\theta', \phi')$  are the coordinates of first and second molecule respectively.  $c_{lm'l'm'}(t)$  is the time-dependent coefficients corresponding to the quantum numbers  $(l, m; l', m')$  and can be determined by solving the Schrödinger equations numerically.

Once the coefficients are determined, the orientations of the molecular axis  $\langle \cos \theta \rangle$  and  $\langle \cos \theta' \rangle$  can be obtained by the following integrals immediately:

$$\begin{aligned} \langle \cos \theta \rangle &= \int \Psi \cos \theta \Psi d\tau \\ \langle \cos \theta' \rangle &= \int \Psi \cos \theta' \Psi d\tau, \end{aligned} \quad (5)$$

where  $d\tau = \sin\theta \sin\theta' d\theta d\phi d\theta' d\phi'$  and  $\langle \cos\theta \rangle$  ( $\langle \cos\theta' \rangle$ ) corresponds to the orientation of the first (second) molecule. Although, the assumption of field-free rotations of the molecules seems to be oversimplified, however, the model described here can be easily extended to the hindered-rotation problem[15] in which the molecules are hindered by the surface, and the field-free spherical harmonic functions are replaced by the hypergeometric functions. The essential physics discussed below should not be changed.

The parameters for numerical calculations are based on NaI molecule whose dipole moment is 9.2 Debye and rotational constant is  $0.12 \text{ cm}^{-1}$  in the ground state. The initial alignment of two molecules is assumed to be along  $z$  axis, i.e.  $\langle \cos\theta \rangle_{t=0} = \langle \cos\theta' \rangle_{t=0} = 0$ . The pulse duration  $\sigma$  is 279.63 fs and  $t_0$  is set equal to 1.19 fs. The other related parameters about laser pulses are referred to Ref. [8]. Fig. 1 shows the orientations of the first molecule ( $\langle \cos\theta \rangle$ ) and the second molecule ( $\langle \cos\theta' \rangle$ ) as functions of time under *single* laser pulse. As one can note from Fig. 1, the orientations depend strongly on inter-molecular separation. For inter-molecular separation  $R = 3 \times 10^{-8} \text{ m}$ , the behavior of the first molecule is quite close to that of a free rotor [8] as shown in the upper panel of Fig. 1(a). This is not surprising since the dipole interaction is weak at this distance [8]. However, the orientation of the second molecule can still be induced in this weak limit, and the inter-peak separation of the orientation is similar to that of the first one. One may also note that the amplitudes of the orientations are not uniform with time. As shown in Fig. 1 (a), between 1400 and 1700 ps the amplitude of  $\langle \cos\theta' \rangle$  is suppressed while the oscillation of  $\langle \cos\theta \rangle$  is expedited. This phenomenon can be realized as the energy transfer between two coupled oscillators. As the distance of two polar molecules is closer (Fig. 1 (b)), the dipole interaction is increased and the energy exchange becomes more frequently. When the inter-distance between the dipole moments is decreased further as shown in Fig. 1 (c), the electric dipole interaction becomes stronger than those in Figs. 1 (a) and (b). In this situation, both molecules orient disorderly, and the periodic behavior almost disappears. This indicates that the role of the electric dipole interaction overwhelms the laser pulse. In this case, the energy transfer between two molecules is so quick that the regular orientation caused by the laser pulse is inhibited by the dipole interaction.

The populations of some low-lying energy levels are shown in Fig. 2. The populations of the states (0,0;0,0) and (2,0;0,0) are approximately uniform with time, but  $|c_{1000}|^2$  and  $|c_{0010}|^2$  oscillate back and forth for different inter-molecular separations. The oscillation period reflects the frequency of energy exchange between two molecules as shown in Figs. 2 (a) and (b). As the inter-molecular separation decreases, the oscillation frequencies of  $|c_{1000}|^2$  and  $|c_{0010}|^2$  are increased. Although the populations of the lower-lying states show periodic behavior, the populations of higher energy states (shown

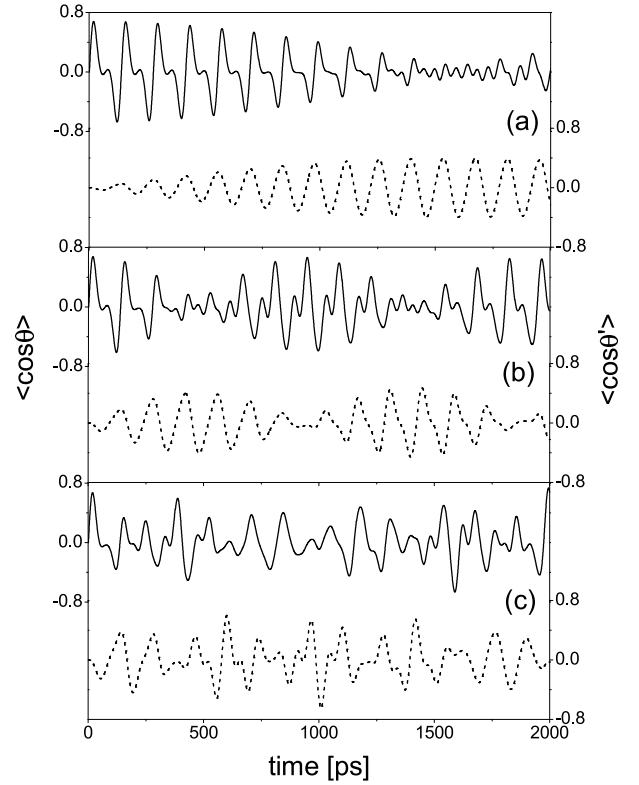


FIG. 1: The orientations  $\langle \cos\theta \rangle$  (solid lines) and  $\langle \cos\theta' \rangle$  (dotted lines) of two coupled molecules at different inter-molecular distances: (a)  $R=3 \times 10^{-8} \text{ m}$ , (b)  $R=2 \times 10^{-8} \text{ m}$ , (c)  $R=1.5 \times 10^{-8} \text{ m}$ .

in the inset of Fig. 2), for example the (2,0;1,0) state, display different degrees of irregularity for various distances. The populations of some higher energy states are also irregular and not shown here.

The populations of the higher energy states become larger as the molecular separation is decreased. The irregularity and the population increase of higher energy states for smaller molecular separation can be understood as follows. The decrease in molecular separation results in the increase of the dipole-dipole interaction which in turn changes the energy levels of the coupled system. When the laser pulse kicks the first molecule, it transfers the momentum to the coupled system and excites the system to some higher energy states. When the laser pulse passes away, the system is still affected by the dipole force which still causes some nonlinear effect on the transitions to higher energy states. Therefore, we may conclude the dipole force plays two roles in the kicking process. First, it modulates the energy exchange frequency of the lower-lying states. Second, it generates the irregular populations of the higher energy states and results in the irregular behavior of  $\langle \cos\theta \rangle$  and  $\langle \cos\theta' \rangle$ .

Instead of applying single laser pulse, let us now pay attention to the orientation of two polar molecules under a series of laser pulses, which are applied periodically

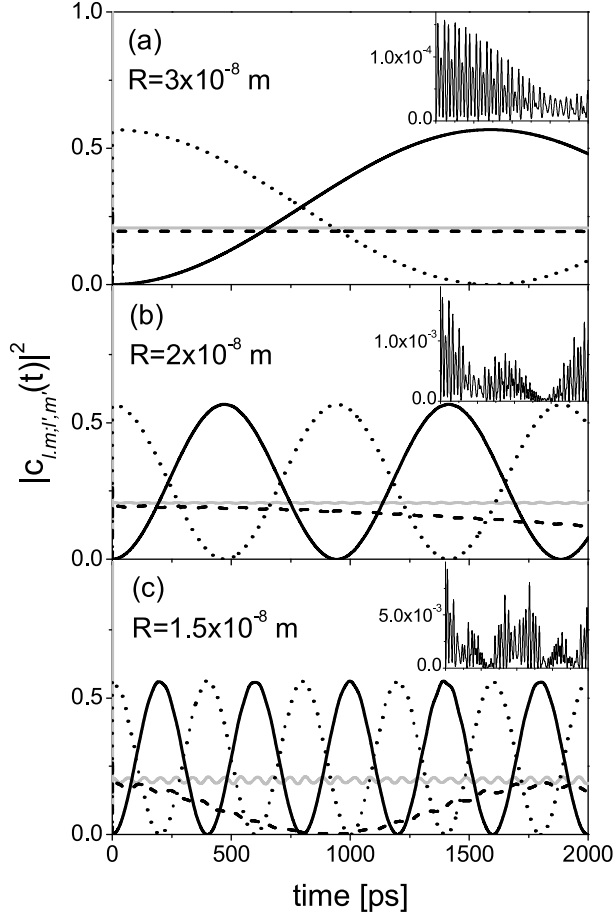


FIG. 2: The populations of the states  $(l, m; l', m') = (0, 0; 0, 0)$  (grey lines),  $(1, 0; 0, 0)$  (dotted lines),  $(0, 0; 1, 0)$  (solid lines),  $(2, 0; 0, 0)$  (dashed lines). The insets in (a), (b) and (c) show the populations of state  $(2, 0; 1, 0)$ .

to the first molecule with a period of 44.3 ps. With a fixed distance ( $R = 2 \times 10^{-8}$  m) between two molecules, we investigate the effect of laser intensity on molecular orientation. As shown in Fig. 3, the periodic orientation of the first molecule (Fig. 3 (a)) gradually changes to chaotic behavior (Fig. 3 (c)) when laser intensity is increased. However, the orientation of the second molecule ( $\langle \cos \theta' \rangle$ ) behaves somewhat regularly, and the distance of the adjacent peaks approaches the result of single laser pulse. Comparing the results with those of a single pulse (Fig. 1 (b)), the chaotic behavior of the first molecule can be ascribed to the periodic laser kicks, which is known as the “kicked-rotor” problem. The underlying physics is that whenever a laser pulse kicks the molecule, an impulsive momentum is transferred to the coupled system. The next kick will excite or refresh the populations of the quantum states. This makes the orientations become more complex. When the effect of the laser pulses is nonlinear, the orientation of the first molecule manifests chaotic behavior. The novel feature here is the unexpected orderly behavior of the second molecule. The reason may be attributed to the soft interaction between

the dipoles which makes the orientation of the second molecule unable to follow the first one immediately.

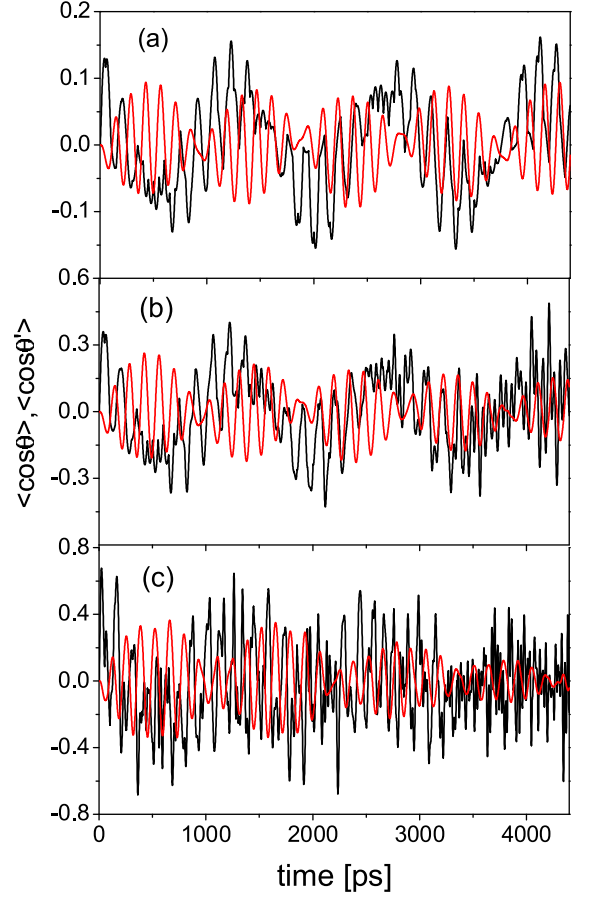


FIG. 3: The orientations of the first (black line) and second (red line) molecule under the periodic laser pulses with the period  $T = 44.3$  ps and intensities  $E_0 =$  (a)  $3 \times 10^6$  (b)  $9 \times 10^6$  (c)  $3 \times 10^7$  V/m.

From physical arguments, it is known that one-photon absorption is the main contribution to the orientation. The populations of the excited states should be distributed mainly on the lower-lying states. Therefore, it is worthwhile to study in more detail the occupation probabilities of the singlet state ( $\langle \Psi_S \rangle = \frac{1}{\sqrt{2}} \langle Y_{10} Y_{00} - Y_{00} Y_{10} \rangle$ ) and triplet state ( $\langle \Psi_T \rangle = \frac{1}{\sqrt{2}} \langle Y_{10} Y_{00} + Y_{00} Y_{10} \rangle$ ). With the same periodic laser pulses, the contributions of the singlet and triplet state exhibit a sudden jump-up or down after every kick (Fig. 4 (a)). This means that the populations are redistributed whenever a laser pulse passes through. In addition, the average occupation probabilities of the entangled states increase with the increasing of laser intensities, and the degrees of entanglement are high at certain intervals. To see whether the high degrees of entanglement are able to be maintained, we stop the laser pulses after certain number of kicks. With pulse period  $T = 88.6$  ps and intensity  $E_0 = 3 \times 10^7$

V/m, the high contributions of the singlet state are maintained after the seventh kick as shown in Fig. 4 (c). In principle this characteristic may be employed to control the degrees of entanglement which is important for the field of quantum information technique. Furthermore, the optima control theory, which are realizable in pulse shaping experiments[16], may also be used to increase the degrees of entanglement.[17] One also notes that although the entangled states are periodic as a function of time after the seventh kick, the orientations of the system still show irregular behavior as shown in the inset of Fig. 4 (c). This is because the origin of the irregularity comes from the higher excited states instead of the first excited state.

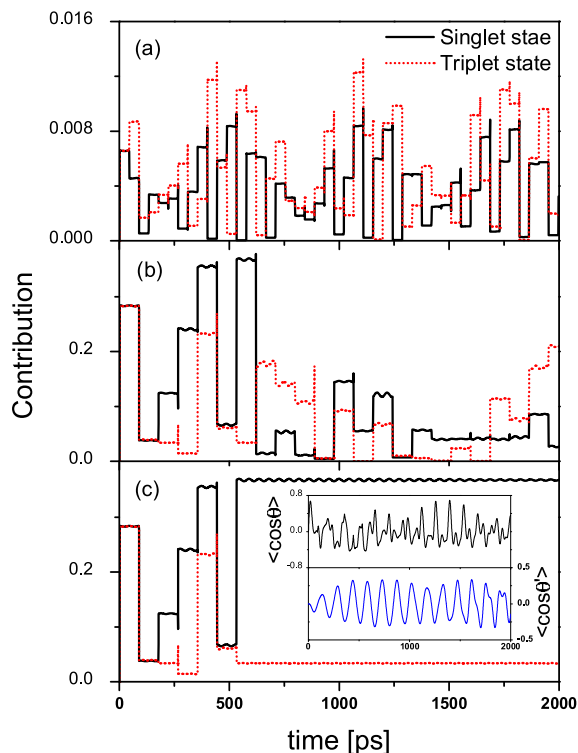


FIG. 4: The contributions of the singlet (solid lines) and triplet state (dotted lines) for inter-molecular separation  $R=2 \times 10^{-8}$  m. Graph (a) shows the results of the periodic laser pulses with period  $T = 44.3$  ps and intensity  $E_0 = 3 \times 10^7$  V/m, while (b) represents the results of the period  $T = 88.6$  ps and intensity  $E_0 = 3 \times 10^7$  V/m. (c) The results of seven pulses. Molecular orientations  $\langle \cos \theta \rangle$  and  $\langle \cos \theta' \rangle$  are represented in the inset.

A few remarks about the differences between present proposal and previous works on entanglement generations should be emphasized here. In our model, we discuss the rotational excited states instead of internal *electronic* states of the molecules. Second, the laser frequency in our work is tuned far-off from resonance, while conventional creation of entanglement depends on the resonant driving pulses. This means our results provide a wider range to choose the laser frequency to create entanglement. As for the effect of decoherence, the entanglement is formed by the excited rotational states, not the vibrational states. Therefore, the decoherence is dominated by photon emission even if the molecules are attached to the surface of a solid. It has been known that the singlet (triplet) state undergoes sub-radiant (super-radiant) emission as the inter-molecular distance is much smaller than the wavelength of the emitted photon. And the photon reservoirs even assist the formation of the singlet entangled state.[18]

In conclusion, we studied the effects of single laser pulse and dipole interaction on a coupled-molecular system with various inter-molecular distances. The orientations are found to behave disorderly as the inter-molecular separation is decreased. Similar to the case of "kicked-rotor" problem, the orientations of the kicked molecule display the chaotic behavior when the intensities of the periodic laser pulses are high enough. Furthermore, the nonlinear time dependent entanglement can be generated by the periodic laser pulses. And the stable entanglement can still be generated even the coupled system is in irregular orientation. This feature is interesting and may be useful in future quantum information processing.

We would like to thank to Dr. C. H. Chang at NCTS for helpful discussions. This work is supported partially by the National Science Council, Taiwan under the grant number NSC 91-2112-M-009-002.

[1] Special issue on Stereodynamics of Chemical Reaction [J. Phys. Chem. A **101**, 7461 (1997)].  
 [2] V. A. Cho and R. B. Bernstein, J. Phys. Chem. **95**, 8129 (1991).  
 [3] B. Friedrich, Phys. Rev. A **61**, 025403 (2000).  
 [4] H. Stapelfeldt, H. Sakai, E. Constant, and P. B. Corkum,

Phys. Rev. Lett. **79**, 2787 (1997).  
 [5] T. Seideman, Phys. Rev. A **56**, R17 (1997).  
 [6] B. Friedrich and D. R. Herschbach, Phys. Rev. Lett. **74**, 4623 (1995).  
 [7] L. Cai, J. Marango, and B. Friedrich, Phys. Rev. Lett. **86**, 775-778 (2001); I. Sh. Averbukh and R. Arvieu, Phys.

- Rev. Lett. **87**, 163601 (2001).
- [8] M. Machholm and N. E. Henriksen, Phys. Rev. Lett. **87**, 193001 (2001).
  - [9] W. Kim and P. M. Felker, J. Chem. Phys. **104**, 1147 (1996); **108**, 6763 (1998); H. Sakai et al., J. Chem. Phys. **110**, 10235 (1999); J. J. Larsen et al., J. Chem. Phys. **111**, 7774 (1999).
  - [10] B. Friedrich and D. Herschbach, J. Chem. Phys. **111**, 6157 (1999).
  - [11] H. Sakai, S. Minemoto, H. Nanjo, H. Tanji, and T. Suzuki, Phys. Rev. Lett. **90**, 083001 (2003).
  - [12] C. H. Bennett and D. P. DiVincenzo, Nature (London) **404**, 247 (2000).
  - [13] J. I. Cirac and P. Zoller, Phys. Rev. Lett. **74**, 4091 (1995); K. Molmer and A. Sorensen, Phys. Rev. Lett. **82**, 1835 (1999); D. DeMille, Phys. Rev. Lett. **88**, 067901 (2002).
  - [14] C. Hettich, C. Schmitt, J. Zitzmann, S. Kuhn, I. Gerhard, and V. Sandoghdar, Science **298**, 385 (2002).
  - [15] Y. T. Shih, D. S. Chu, and W. N. Mei, Phys. Rev. B **51**, 14626 (1995); **54**, 10938 (1996).
  - [16] D. J. Tannor and S. A. Rice, J. Chem. Phys. **83**, 5013 (1985); R. S. Judson and H. Rabitz, Phys. Rev. Lett. **68**, 1500 (1992).
  - [17] C. M. Tesch and R. de Vivie-Riedle, Phys. Rev. Lett. **89**, 157901 (2002).
  - [18] Y. N. Chen, D. S. Chu, and T. Brandes, Phys. Rev. Lett. **90**, 166802 (2003).