

Equal energy sharing photo double ionization of the Helium atom at 20 and 40eV above threshold

J. N. Das^a K. Chakrabarti^{b,*} S. Paul^a

^a*Department of Applied Mathematics, University College of Science, 92 Acharya Prafulla Chandra Road, Calcutta - 700 009, India.*

^b*Department of Mathematics, Scottish Church College, 1 & 3 Urquhart Square, Calcutta - 700 006, India*

Abstract

In this article we present TDCS for equal energy sharing kinematics for double photoionization of the helium atom at 20 and 40eV above threshold in the framework of the hyperspherical partial wave theory. This supplements our earlier work [1] in which we were able to show gauge independence in our formalism. Also in this work we treat cases in which the Stokes parameter $S_1 < 1$ so that linear polarization of the photon source is also taken into account. Agreement in shape with the CCC [9,12] data and the experiments appears to be excellent.

Key words: Photo double ionization, helium, hyperspherical, partial wave, cross section.

PACS: 32.80Fb

1 Introduction

Photo double ionization (PDI) of the helium is one of those fundamental atomic processes which has received wide attention from both theorists and experimentalists. Helium is one of the most abundant elements in stellar atmospheres and hence analysis of Helium spectra is of considerable importance in astrophysics. From the theoretical aspect, the absorption of a photon and subsequent ejection of both electrons from the Helium atom into the continuum,

* Corresponding Author

Email address: kkch@eth.net (K. Chakrabarti).

leads to a pure Coulomb three body problem which, at low incident energies, involve complex short range interactions and strong electron correlations that are difficult to treat theoretically and hence present a challenge to theorists.

The helium PDI is similar to the electron impact ionization of atomic hydrogen. However, due to the $^1S^e$ symmetry of the initial state, the final state can be only of $^1P^o$ symmetry. This leads to considerable simplification in computations in contrast to e-H ionization, in which there are many more contributing states in the final channel. Also there are selection rules that are valid only for photo double ionization [2] (for a recent review see [8]).

As is well known, the PDI triple differential cross-section (TDCS) can be calculated in three gauges, namely length, velocity and acceleration (L, V, A) gauges. In principle the TDCS must be independent of the choice of gauge. However, it has been shown by Lucy *et al* [3] that the TDCS results are notoriously gauge dependent unless one uses very accurate wave functions for both initial and final channels. In our previous work [1] we had been able to show that our results are largely gauge independent and L and V gauge results obtained were nearly identical. We now have the TDCS results in the A gauge and we will make a brief comparison between the TDCS in L, V and A gauges below before we study other cases. Also in our work [1] we obtained TDCS at 20eV incident photon energy and our results were for unpolarized incident photon source. Having obtained an essentially gauge independent formalism, in this work we present double photoionization TDCS at 20 and 40eV above the helium double ionization threshold 79eV. Also we choose situations in which the incident photon beam is polarized, the degree of polarization being given by the Stokes parameter S_1 .

The double ionization TDCS is obtained from the transition matrix elements given by

$$T_{fi} = \langle \Psi_f^{(-)} | V_i | \Phi_i \rangle, \quad (1)$$

where $\Phi_i(\vec{r}_1, \vec{r}_2)$ is the helium ground state, \vec{r}_1 and \vec{r}_2 being the coordinates of the two electrons with respect to the helium nucleus (assumed to be at rest). $\Psi_f^{(-)}$ is the final channel continuum state and V_i is the interaction term given by

$$V_i = \vec{\epsilon} \cdot \vec{D}. \quad (2)$$

In (2) \vec{D} is the dipole operator given by $\vec{D} = \vec{\nabla}_1 + \vec{\nabla}_2$ (velocity form), $\vec{D} = \omega_i(\vec{r}_1 + \vec{r}_2)$ (length form) or $\vec{D} = -\frac{1}{\omega_i}(\vec{\nabla}_1 + \vec{\nabla}_2)V$ (acceleration form),

where

$$V = -\frac{1}{r_1} - \frac{1}{r_2} + \frac{1}{|\vec{r}_1 - \vec{r}_2|}$$

is the full three body interaction potential and $\vec{\epsilon}$ is the photon polarization vector. In this work we use σ to denote the TDCS with an appropriate suffix to indicate the polarization direction. For an arbitrary degree of (linear) polarization of the incident photon beam characterized by the Stokes parameter S_1 , the TDCS is given by (see [14] for example and references therein)

$$\sigma = \frac{1}{2}(\sigma_x + \sigma_y) + \frac{S_1}{2}(\sigma_x - \sigma_y). \quad (3)$$

2 Theory

The hyperspherical partial wave theory (HPW) is discussed in considerable detail in our earlier work [1]. Therefore we give here only the essentials.

For the Helium ground state we take a highly correlated 20 term Hylleraas type wave function given by Hart and Herzberg [4]. To calculate the final channel continuum state $\Psi_f^{(-)}$ we use hyperspherical coordinates $R = \sqrt{r_1^2 + r_2^2}$, $\alpha = \arctan(r_2/r_1)$, $\hat{r}_1 = (\theta_1, \phi_1)$, $\hat{r}_2 = (\theta_2, \phi_2)$ and $\omega = (\alpha, \hat{r}_1, \hat{r}_2)$. Also we set $P = \sqrt{p_1^2 + p_2^2}$, $\alpha_0 = \arctan(p_2/p_1)$, $\hat{p}_1 = (\theta_{p_1}, \phi_{p_1})$, $\hat{p}_2 = (\theta_{p_2}, \phi_{p_2})$ and $\omega_0 = (\alpha_0, \hat{p}_1, \hat{p}_2)$ where \hat{r}_i and \hat{p}_i ($i = 1, 2$) are the coordinates and momenta of the i^{th} particle. $\Psi_f^{(-)}$ is then expanded in hyperspherical harmonics [5,6] that are functions of the five angular variables and ℓ_1 , ℓ_2 , n , L , M . These are respectively the angular momenta of the two electrons, the order of the Jacobi polynomial in the hyperspherical harmonics, the total angular momentum and its projection. For a given symmetry s we decompose the final state as

$$\Psi_{fs}^{(-)}(R, \omega) = \sqrt{\frac{2}{\pi}} \sum_{\lambda} \frac{F_{\lambda}^s(\rho)}{\rho^{\frac{5}{2}}} \phi_{\lambda}^s(\omega) \quad (4)$$

where λ is the composite index (ℓ_1, ℓ_2, n) or $2n + \ell_1 + \ell_2$ depending on the context and $\rho = PR$.

F_{λ}^s then satisfy the infinite set of coupled differential equations

$$\left[\frac{d^2}{d\rho^2} + 1 - \frac{\nu_{\lambda}(\nu_{\lambda} + 1)}{\rho^2} \right] F_{\lambda}^s(\rho) + \sum_{\lambda'} \frac{2 \alpha_{\lambda\lambda'}}{P\rho} F_{\lambda'}^s(\rho) = 0. \quad (5)$$

Here $\alpha_{\lambda\lambda'}^s$ are the matrix elements of the full three-body interaction potential and $\nu_\lambda = \lambda + \frac{3}{2}$. Since the final channel state must have the $^1P^o$ symmetry, s is fixed so that writing $N = (\ell_1, \ell_2, n)$ and $F_\lambda^s = f_N$ (5), becomes

$$\left[\frac{d^2}{d\rho^2} + 1 - \frac{\nu_N(\nu_N + 1)}{\rho^2} \right] f_N + \sum_{N'} \frac{2\alpha_{NN'}}{P\rho} f_{N'} = 0, \quad (6)$$

For actual computations we truncate the set of equations to some maximum value N_{mx} of N . These N_{mx} equations in N_{mx} variables are solved from origin to infinity. Construction of the radial wave solution is presented in our earlier works [1,7] with considerable rigor. So we omit the details in this work. Knowing the radial wave solution, the final channel state can be found from (4) and the transition matrix elements from (1). The photoionization TDCS can then be obtained using

$$\sigma = \frac{2\pi^2 \alpha p_1 p_2}{\omega_i} |T_{fi}|^2. \quad (7)$$

3 Results and discussion

For the calculations reported here, our computed SDCS at $E/2$ (E being the excess photon energy) is slightly higher from the desired values (0.93 Kb/eV at $E = 20\text{eV}$ and about 0.32-0.35Kb/ev [10,11,14] for $E = 40\text{ eV}$). Therefore we scale our SDCS to the desired value by multiplying with a constant factor (0.8 for $E = 20\text{eV}$ and 0.56 for $E = 40\text{eV}$) for each energy, and also scale our TDCS with the same factor. In this way we are able to obtain the absolute TDCS.

3.1 Gauge independence

As remarked earlier, in our previous work [1] we had been able to show that our work is largely gauge independent. There, independence of the TDCS with respect to the length and velocity gauges had been presented. We now have the TDCS computed in the acceleration gauge and these are presented in figure 1.

Apart from slight departures near the peaks, the length and velocity gauge results are identical. The velocity and acceleration gauge results are indistinguishable. The gauge independence in our results is a strong signature that our final channel wave function has the correct asymptotic and short range behaviour. Since the velocity and acceleration gauge results are identical, in

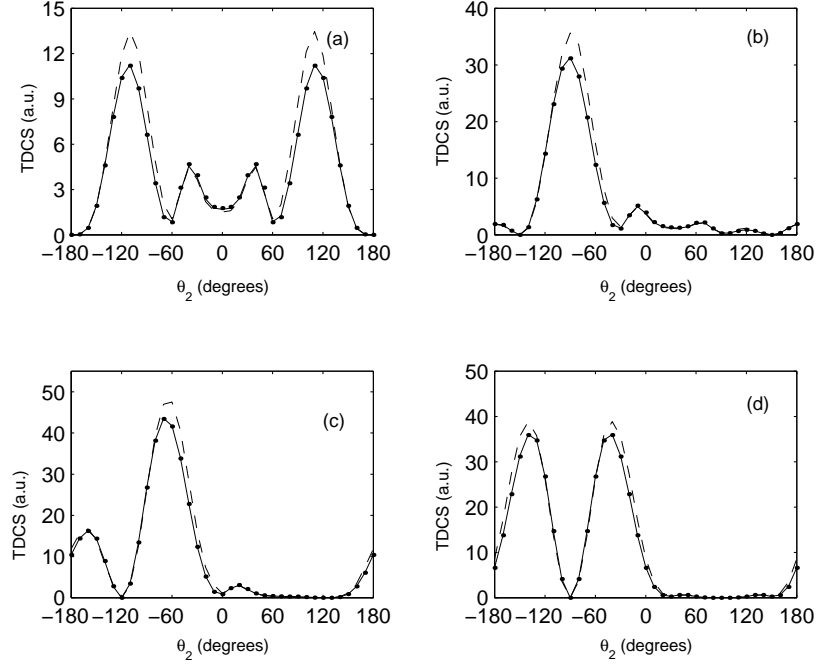


Fig. 1. TDCS for equal energy sharing photo double ionization of the helium atom at 99eV incident energy and (a) $\theta_1 = 0^\circ$, (b) $\theta_1 = 30^\circ$, (c) $\theta_1 = 60^\circ$, (d) $\theta_1 = 90^\circ$. Results are for length gauge (dashed curve), velocity gauge (continuous curve) and acceleration gauge (dotted curve). The Stokes parameter $S_1 = 1.0$.

subsequent calculations we compute TDCS in the acceleration gauge, as this makes our computations much simpler for values of the Stokes parameter $S_1 < 1$.

3.2 Results for 20eV excess energy

In this section we display our results for 99eV incident photon energy and include polarization effects by selecting cases with Stokes parameter $S_1 < 1$.

In figure 2 we compare our results with experimental data from Briggs and Schmidt [8] and the results of the CCC theory [9,12]. Since the experimental data are not absolute we have normalized the data in each set to our computed results. Also the CCC results in figure 2 (b) and (c) have been scaled with a factor 0.45. The agreement of the present results with the experiment and the CCC results appears to be good everywhere in shape, except for a secondary peak near $\theta_2 = 150^\circ$ at $\theta_1 = 180^\circ$ (figure 2 (a)). This may appear unphysical as the repulsive nature of the Coulomb potential suppresses ejection of both electrons in the same direction. However, we see from the other figures that perhaps $\theta_1 = 180^\circ$ is the only situation where this behaviour occurs. In all other cases, zero cross-section whenever ejection of both electrons in the same direction occurs, is reproduced correctly. To see whether the additional struc-

ture in figure 2 (a) remains, we may need to perform a much larger calculation, that involves the inclusion of many more partial waves in our final state wave function. This may well be beyond the capabilities of our present computa-

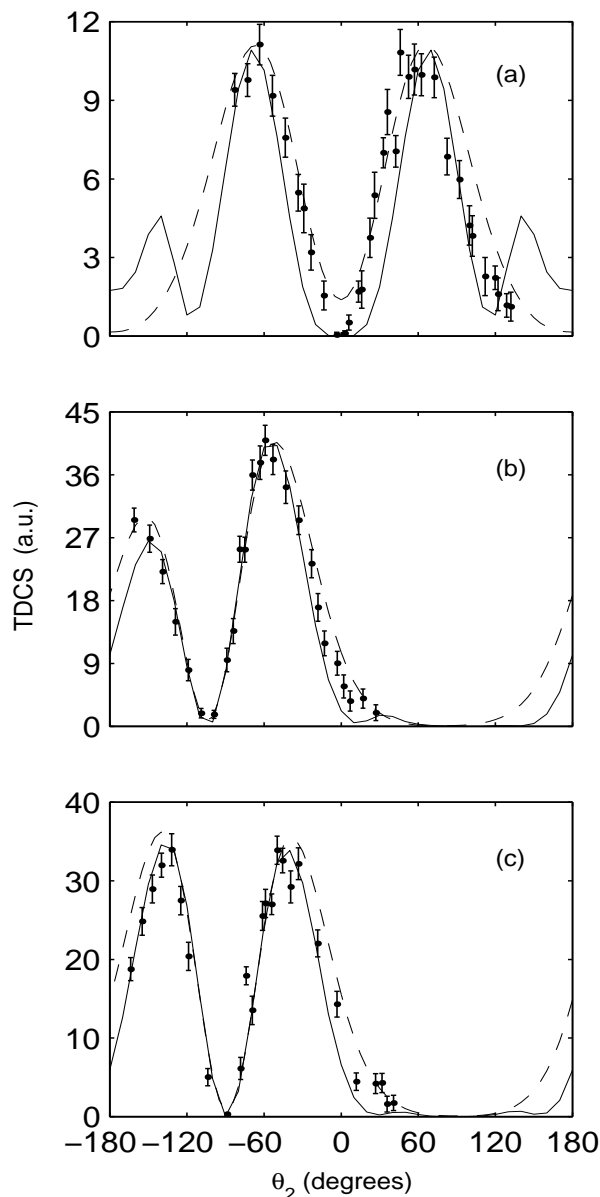


Fig. 2. TDCS for equal energy sharing photo double ionization of the helium atom at 99eV incident energy in units of 10^{-6} a.u. for (a) $\theta_1 = 180^\circ$, $S_1 = 0.57$, (b) $\theta_1 = -76^\circ$, $S_1 = 0.56$, (c) $\theta_1 = -91^\circ$, $S_1 = 0.53$. Theory: continuous curve - present results; dashed curve - CCC results from [9]. In (b) and (c) the CCC results have been scaled with a factor 0.45. Experiment: Filled circles with errorbars are from [8] normalized suitably with the present results in each figure.

tional resources and these issues remain for future investigations. We mention at this point that all computations reported here were done on desktop computers with Pentium IV class CPU and 512M core memory. In figure 3 we

compare our results with the experimental data of Weightman *et al* [13]. The experimental data is not absolute and have been normalized to the present results by multiplying all data with a single factor. The agreement is excellent everywhere. There is the slight hint of a hump in figure 3 (a) near $\theta_2 = 180^\circ$ and its magnitude appears to increase in figures 3 (b) and (c). Again, con-

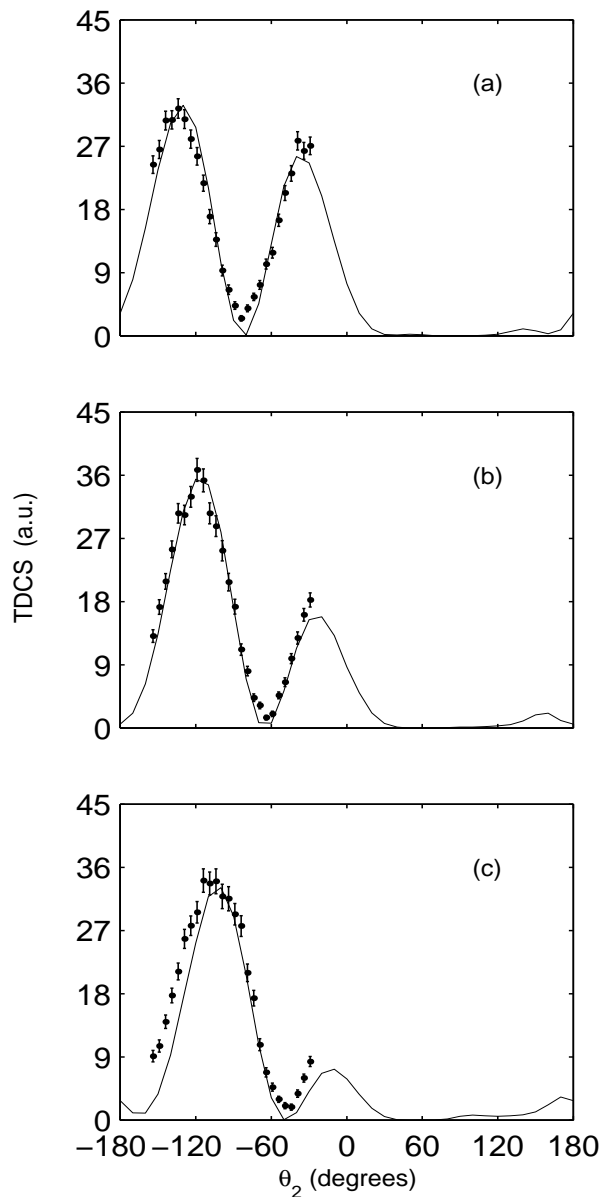


Fig. 3. TDCS for equal energy sharing photo double ionization of the helium atom at 99eV incident energy. Theory: (a) $\theta_1 = 98^\circ$, (b) $\theta_1 = 115^\circ$, (c) $\theta_1 = 132^\circ$ The Stokes parameter $S_1 = 0.67$. Experiment: Filled circles with errorbars are from [13] normalized suitably with the present results by multiplying with a *single factor*.

firmation of this or otherwise have to be deferred due to present limitations in our computational resources. The CCC results for this set of data are not available and hence comparisons are not made.

3.3 Results for 40eV excess energy

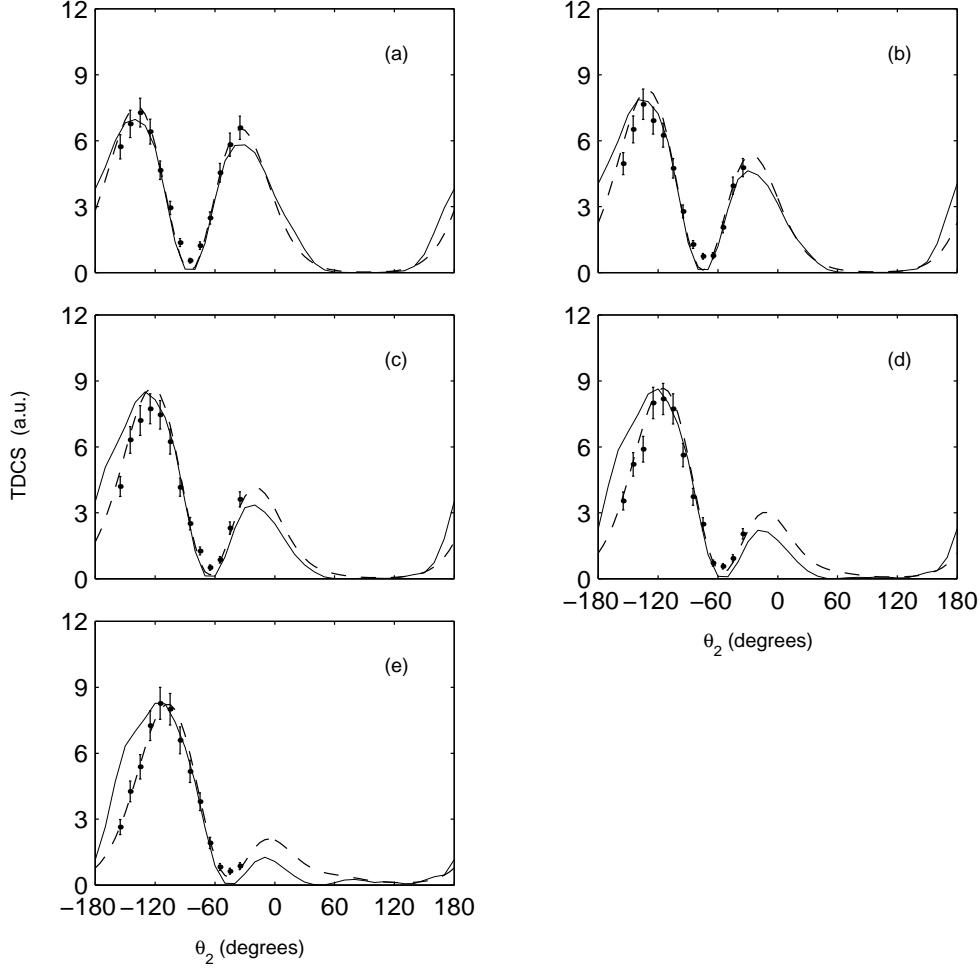


Fig. 4. TDCS for equal energy sharing photo double ionization of the helium atom at 119eV incident energy. Theory: (a) $\theta_1 = 95^\circ$, (b) $\theta_1 = 105^\circ$, (c) $\theta_1 = 115^\circ$, (d) $\theta_1 = 125^\circ$, (e) $\theta_1 = 135^\circ$. The Stokes parameter $S_1 = 0.8$. Experiment: Filled circles with errorbars are from [14] normalized suitably with the present results by multiplying with a *single factor*. The CCC results have been scaled by 0.33 for all figures.

Figure 4 shows our results for excess energy photon energy $E = 40$ eV and Stokes parameter $S_1 = 0.8$. Shown also are the experimental results from Cvejanović *et al* [14] and the CCC results presented in Ref. [14]. The experimental points have been scaled to our theory by multiplying with 0.04 in all cases. All CCC results have also been scaled by the same factor 0.33. Agreement in shape with the experimental results appear to be excellent everywhere, except in figures 2 (d) and (e) where there are slight departures around $\theta_2 = 150^\circ$. The CCC results are also almost identical with respect to the shapes.

4 Conclusions

In this work, we have presented results for equal energy sharing photo double ionization of the helium atom at 20 eV and 40 eV excess energy. Gauge independence of our TDCS results are shown. Cases in which the incident photo beam has linear polarization are considered, in contrast to our previous work [1] where we dealt with unpolarized light. Comparisons are made with the experiments and the CCC theory wherever available and the results are seen to be consistent in shape. In the absence of absolute TDCS measurements for the chosen kinematics and experimental geometry, we cannot say anything about the correctness of the magnitude of our results.

In a future work, we propose to deal with unequal energy sharing kinematics. However, we also mention that due to computational limitations we cannot reproduce results for extremely asymmetric energy sharing at this moment. As noted in our work [7] high Rydberg states tend to interfere with our continuum state giving undesirable results. To cope with these situations, considerably more computational resources may be necessary.

5 Acknowledgements

The authors are grateful to V. Schmidt and T. J. Reddish for providing the experimental results and to Igor Bray and Anatoly Kheifets for providing the CCC results electronically. KC acknowledges support from the University Grants Commission in the form of a Minor Research Project F.PSW-035/02(ERO). SP is grateful to CSIR for providing a research fellowship.

References

- [1] J.N. Das, K. Chakrabarti and S. Paul, J. Phys. B: At. Mol. Opt. Phys. (2003)(submitted) arXiv: physics/0302101.
- [2] F. Maulbetsch, J. S. Briggs, J. Phys. B: At. Mol. Opt. Phys. 26 (1993)1679
- [3] S. P. Lucy, J. Rasch, C. T. Whelan, H. R. J. Walters, J. Phys. B: At. Mol. Opt. Phys. 31(1998)1237.
- [4] J. F. Hart, G. Herzberg, Phys. Rev. 112(1957)79.
- [5] J. N. Das, Pramana J. Phys. 50(1998)53.
- [6] C. D. Lin, Phys. Rev. A 10(1974)1986.

- [7] J. N. Das, S. Paul, K. Chakrabarti, Phys. Rev. A(2003)(to appear)
arXiv: physics/0210126.
- [8] J. S. Briggs, V. Schmidt, J. Phys. B: At. Mol. Opt. Phys. 33 (2000)R1.
- [9] A. S. Kheifets (2003) private communications.
- [10] M. Pont, R. Shakeshaft, J. Phys. B: At. Mol. Opt. Phys. 28(1995)L571.
- [11] A. S. Kheifets, I. Bray, Phys. Rev. A 62(2000)065402.
- [12] H. Bräuning, R. Dörner, C. L. Cocke, M. H. Prior, B. Krässig, A. S. Kheifets,
I. Bray, A. Bräuning-Demian, K. Carnes, S. Dreuil, V. Mergel, P. Richard, J.
Ulrich and H. Schmidt-Böcking, J. Phys. B: At. Mol. Opt. Phys. 31(1998)5149.
- [13] J. P. Wightman, S. Cvejanović, T. J. Reddish, J. Phys. B: At. Mol. Opt. Phys.
31(1998)1753.
- [14] S. Cvejanović, J. P. Wightman, T. J. Reddish, F. Maulbetsch, M. A.
MacDonald, A. S. Kheifets, I. Bray, J. Phys. B: At. Mol. Opt. Phys.
33(2000)265.