

First results from an aging test of a prototype RPC for the LHCb Muon System

A. Bizzeti^a, G. Carboni^b, G. Collazuol^a, S. De Capua^b, D. Domenici^b, G. Ganis^b, R. Messi^b, G. Passaleva^{a*}, E. Santovetti^b, M. Veltri^a

^aUniversity of Florence and INFN – Florence, Via G. Sansone 1, I–50019, Sesto F.no, Florence, Italy

^bUniversity of Rome “Tor Vergata” and INFN – Rome II, Via della Ricerca Scientifica 1, I–00133 Rome Italy

Recent results of an aging test performed at the CERN Gamma Irradiation Facility on a single-gap RPC prototype developed for the LHCb Muon System are presented. The results are based on an accumulated charge of about 0.45 C/cm^2 , corresponding to about 4 years of LHCb running at the highest background rate. The performance of the chamber has been studied under several photon flux values exploiting a muon beam. A degradation of the rate capability above 1 kHz/cm^2 is observed, which can be correlated to a sizeable increase of resistivity of the chamber plates. An increase of the chamber dark current is also observed. The chamber performance is found to fulfill the LHCb operation requirements.

1. Introduction

Resistive Plate Chamber (RPC) detectors have been adopted by the LHCb Collaboration to cover a large fraction (about 48%) of the Muon System [1,2]. The LHCb experiment [3] covers the forward part of the solid angle and is therefore subject to a very large particle flux. In particular, the particle rates expected in the Muon System are significantly larger than those expected by ATLAS [4] and CMS experiments [5]. In the regions covered by RPCs, the maximum particle rate is expected to vary between 0.25 and 0.75 kHz/cm^2 , depending mainly on the polar angle. These large rates are potentially dangerous from the point of view of the RPC aging, which must be carefully studied and evaluated.

The main aging effect for RPCs is produced by the current flowing through the resistive plates; It has been demonstrated, indeed, that the irradiation of bakelite slabs with photons up to an integrated dose of 20 kGy does not produce any degradation in the bakelite properties [6]. The most important parameter to evaluate the aging effects is given therefore by the total charge flow

across the detector during its lifetime. Assuming an average avalanche charge of 30 pC [6], the total charge integrated by LHCb RPCs over 10 years of operation range from 0.35 C/cm^2 , in the regions of the Muon System where the particle flux is smaller, to about 1.1 C/cm^2 in the high rate regions.

Aging tests performed by the RPC groups of ATLAS and CMS have shown that their detectors can withstand the radiation doses expected in those experiments. However, these tests are based on an integrated charge of at most 0.3 C/cm^2 [7,8] which is four times smaller than the maximum expected in LHCb RPCs.

To cope with the LHCb requirements, an extensive aging programme has been devised, which started in January 2001 and is expected to last, at a first stage, until December 2001, exploiting the large CERN Gamma Irradiation Facility (GIF) [9], where a ^{137}Cs gamma source of about 655 GBq is available.

2. Setup of the aging test

The aging test consists in irradiating for about one year a single gap RPC (*irradiated RPC*) at

*corresponding author

the GIF facility. The position closest to the source available for the chamber is at about 1 meter, where the photon flux is, roughly, 1.5 kHz/cm^2 . Another chamber (*reference RPC*) is installed just outside the irradiation area. Both chambers share the same gas and high voltage lines so that they are operated in the same conditions. In this way it is possible to disentangle the effects due to variations in the environment parameters, such as temperature, pressure or gas quality, from those due to the irradiation.

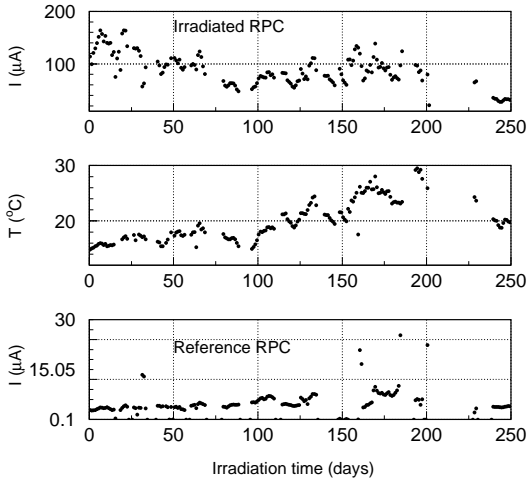


Figure 1. Current drawn by the irradiated RPC as a function of irradiation time (top), monitored temperature (middle) and current drawn by the reference chamber (bottom).

The two RPCs prepared for the aging test have resistive plates made of phenolic bakelite with resistivity $\rho = 9 \cdot 10^9 \Omega \text{ cm}$. The plates are oiled with linseed oil. The size of both chambers is $50 \times 50 \text{ cm}^2$. The readout strips of the irradiated RPC are 3 cm wide and have been cut in two along their length, so that the final strip area is $3 \times 25 \text{ cm}^2$. The strips of the reference chamber, instead, are 3 cm wide and 50 cm long. The

RPCs are operated with a gas mixture consisting of 95% $\text{C}_2\text{H}_2\text{F}_4$, 4% iC_4H_{10} , 1% SF_6 . To simulate the LHCb conditions and perform the test in a reasonable amount of time, the applied voltage was chosen in such a way to have an average avalanche charge of about 50 pC, that, at the rate quoted above, yields a current density of about 80 nA/cm^2 . This, with a realistic duty factor of 30%, gives an integrated charge of about 0.8 C/cm^2 in one year of irradiation, which corresponds to about 7 LHCb years in the worst background conditions.

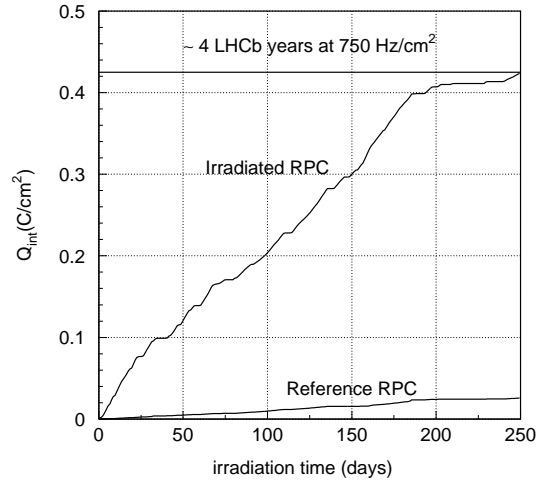


Figure 2. Integrated currents versus time from the beginning of the aging test

All the relevant parameters of the test, temperature, pressure, high voltage and currents drawn by the chambers, are continuously monitored and recorded on a PC. In Figure 1 the current drawn by the irradiated RPC is shown as a function of time (top plot) along with the temperature (middle plot). In the bottom plot the current drawn by the reference RPC is also shown. The latter is reasonably stable and constant over the whole aging test, showing that the chambers have been

operated rather smoothly and no large systematic effects are expected to affect the performance of the two RPCs. In Figure 2, the integrated charge as a function of time is shown. The irradiated RPC has accumulated about 0.45 C/cm^2 corresponding to about 4 LHCb years in the regions with the highest background rate and to more than 10 LHCb years in the low background regions.

To check the performance of the irradiated chamber at this intermediate aging stage, a beam test was performed, using the muon beam available at the GIF. In the next sections the results of this test will be described.

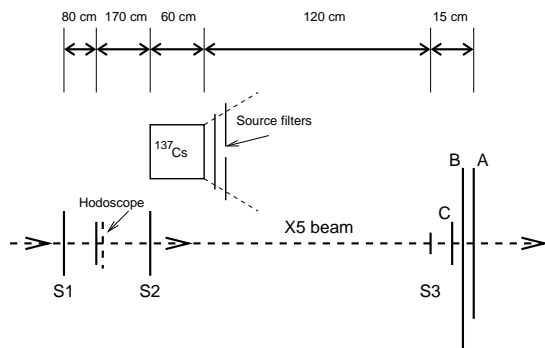


Figure 3. Setup of the test at the GIF. A=irradiated RPC; B=reference RPC; C= $10 \times 10 \text{ cm}^2$ RPC.

3. Beam test results

The irradiated and the reference RPCs have been carefully tested exploiting the muon beam available at the GIF. The test setup is sketched in Figure 3. The combined use of the gamma source and the beam allows a test of the chamber performance parameters, like efficiency, cluster size and rate capability, under different photon fluxes, ranging from zero (source off) up to a maximum that, in this test setup, was about 1 kHz/cm^2 . The chambers were operated in the same conditions as in the aging test from the point of view

of the gas and high voltage supplies. The chamber efficiency was evaluated by tracking the beam particles with a scintillator hodoscope and with an additional small $10 \times 10 \text{ cm}^2$ RPC. The photon fluxes were estimated from the chamber counting rates measured during dedicated off-spill gates. The measurements described in the next sections were obtained at three different source attenuation values, namely attenuation 1, 2 and 5 corresponding roughly to 1 kHz/cm^2 , 0.7 kHz/cm^2 and 0.4 kHz/cm^2 photon fluxes respectively.

3.1. Analysis of currents

The current drawn by the irradiated chamber with the source on, was found to be about a factor of two smaller than that of the reference RPC as can be seen from Figure 4.

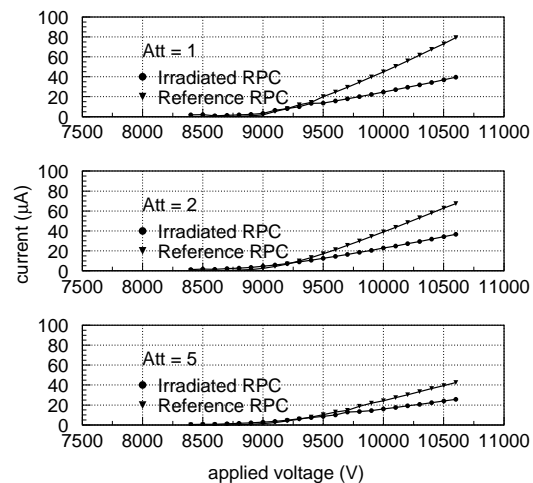


Figure 4. RPC currents versus the applied voltage at different photon fluxes

This effect can be interpreted within a model introduced in [10]. In this simple model one assumes that under a high particle flux, the RPC working point is determined by an effective voltage $V_{\text{gas}} = V - IR$ where V is the applied volt-

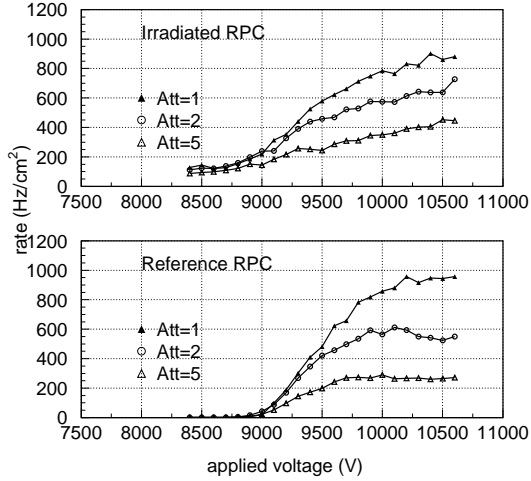


Figure 5. RPC counting rates as a function of the applied voltage

age, I is the current drawn by the chamber and R is the resistance of the resistive plates. In this framework, quantities such as the average avalanche charge Q_γ or the chamber efficiency ε are only functions of the gas properties and of V_{gas} . This means that once the correct value of the resistance R has been determined, the functions $\varepsilon(V_{gas})$ and $Q_\gamma(V_{gas})$ must be universal functions independent on the particle flux and on the plate characteristics. This method allows a non destructive estimation of the plate resistivity, that can be monitored on-line during the aging test.

Q_γ is measured by normalising the current drawn by the chambers to the rate of converted photons, which can be obtained from the chamber counting rate at the plateau, corrected for the efficiency. The measured counting rates are plotted in Figure 5.

The distributions of Q_γ for the two RPCs, at different photon fluxes, are plotted as a function of V_{gas} in Figure 6; they are fairly consistent with a single curve. The resulting values of the plate resistance, for the irradiated and the

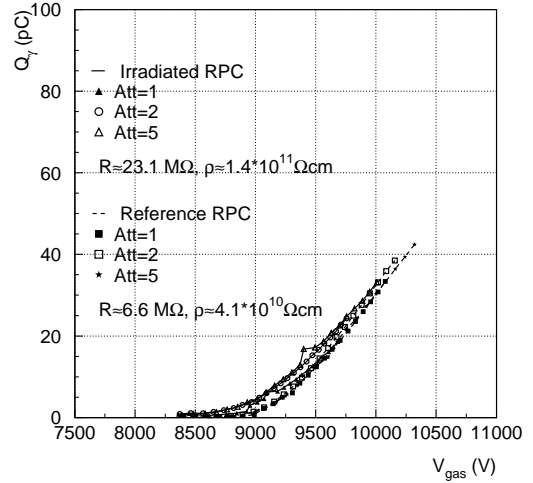


Figure 6. Distribution of Q_γ as a function of V_{gas} for the two RPCs at different photon fluxes

reference RPCs are $R_{irr} = 23.1M\Omega$ and $R_{ref} = 6.6M\Omega$ respectively corresponding to equivalent bakelite resistivities $\rho_{irr} = 1.4 \times 10^{11}\Omega\text{cm}$ and $\rho_{ref} = 4.1 \times 10^{10}\Omega\text{cm}$. Compared to the original resistivity value and to the reference chamber, a large increase in the plate resistivity for the irradiated RPC can be observed, which can be ascribed to the radiation effect and that accounts for the current drop mentioned above.

The efficiencies of the two RPCs are plotted as a function of V_{gas} in Figure 7. Again, the curves are consistent with an universal function $\varepsilon(V_{gas})$.

3.2. Efficiencies and rate capabilities

Because of the stringent requirements imposed by the LHCb muon trigger [1], the RPCs are required to have an efficiency above 95% up to the maximum expected background rate. In order to test the ability of the irradiated RPC to work within the LHCb operational parameters, the rate capability of the two RPCs has been carefully tested. In Figure 8 the RPC efficiency as a function of the photon flux for three different high voltage values is shown. The efficiency values are

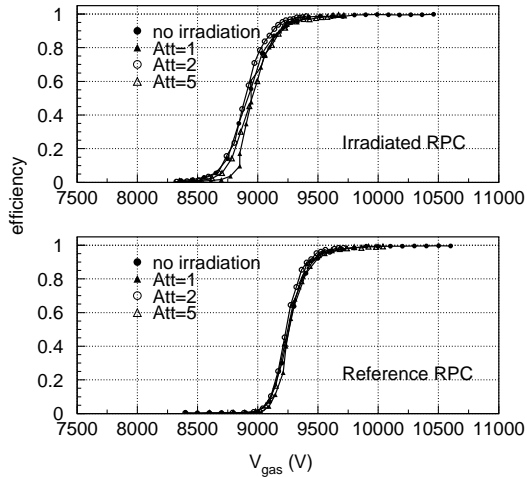


Figure 7. Efficiencies versus V_{gas} at different photon fluxes.

normalised to those obtained with the source off. At the nominal applied voltage of 10.2 kV, the efficiency exceeds 95% for both chambers up to a photon flux of about 0.8 kHz/cm². However, as soon as the high voltage is raised by a few hundreds volts, the RPCs recover their full efficiency up to a flux of more than 1 kHz/cm². Moreover there is no evidence of a different behaviour between the irradiated and the reference RPC. From this test it is possible to conclude that the RPCs under test can be safely operated, from the aging point of view, at least for 4 LHCb years in the worst expected background conditions.

3.3. Dark currents

In the design of RPCs for LHCb, the level of dark currents drawn by the chambers is of concern, especially from the aging point of view. The dark currents will contribute an aging effect that must be kept well below the aging caused by the particle flux. Considering as acceptable an extra-aging of 25%, the dark current density must be kept below 3 nA/cm², over the experiment lifetime.

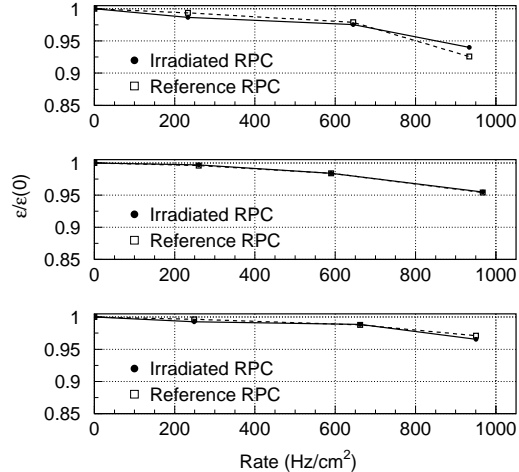


Figure 8. Efficiency versus rate for the two RPCs at three different high voltage values. The efficiencies are normalised to those obtained with the source off

To check if these constraints are fulfilled, the behaviour of the dark currents of the chambers under test has been studied. In Figure 9 the dark currents drawn by the two RPCs as a function of the applied voltage, measured at different intermediate times during the aging test are shown. A large increase of the dark current drawn by the irradiated RPC can be clearly observed. The effect of the irradiation amounts to about 2 nA/cm². This behaviour is still under investigation and no interpretation can be worked out yet. Anyhow, it is worth to stress that the dark current observed in the irradiated chamber is still below the maximum allowed value for the LHCb Muon System.

4. Summary and conclusions

The results of an aging test of an RPC prototype for the LHCb muon system have been described. The irradiated prototype has been tested with a muon beam at the GIF after a charge of 0.45 C/cm² has been integrated, corresponding

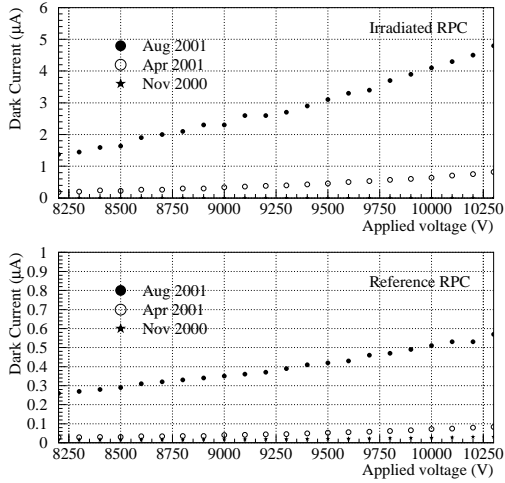


Figure 9. Dark currents, measured at different intermediated times of the aging test, versus the applied voltage.

to about 4 years of LHCb at the highest expected background rate and to more than 10 LHCb years in the lower rate regions of the Muon System. The performance of the irradiated RPC has been compared to that of a reference chamber. As an effect of the irradiation, a large increase of the resistivity of the chamber plates in the irradiated RPC has been observed; a clear increase of the dark current is also observed. The irradiated RPC prototype is still well efficient up to the maximum rate expected in the LHCb muon system and the dark current level is under control.

REFERENCES

1. The LHCb Collaboration, LHCb Muon System Technical design Report, CERN/LHCC 2001-010, 2001.
2. A. Bizzeti *et al.*, Design and Construction of the RPC Detector for the LHCb Muon system, Note LHCb 2001-027, June 2001
3. The LHCb Collaboration, LHCb Technical Proposal, CERN/LHCC 98-4, 1998.

4. The ATLAS Collaboration, ATLAS Muon Spectrometer Technical Design Report, CERN/LHCC 97-22, 1997.
5. The CMS Collaboration, CMS Muon Technical Design Report, CERN/LHCC 97-32, 1997.
6. M. Adinolfi *et al.*, Proposal for the RPC muon detector, LHCb Note 2000-053, May 2000.
7. G. Aielli *et al.*, Further Advances in Aging Studies for RPCs, these proceedings.
8. G. Pugliese *et al.*, Aging Studies for the Resistive Plate Chambers of the CMS Muon Trigger Detectors, these proceedings.
9. S. Agosteo *et al.*, CERN-EP-2000-031, 2000, submitted to Nucl. Instr. and Methods A.
10. G. Aielli *et al.*, Nucl. Instr. and Meth. A 456, (2000), 126.