

Bessel-Gauss beam optical resonator

J. Rogel-Salazar, G. H. C. New, S. Chávez-Cerda*

Laser Theory Group, The Blackett Laboratory, Imperial College, London SW7 2BW

Abstract

In a simple picture, a Bessel beam is viewed as a transverse standing wave formed in the interference region between incoming and outgoing conical waves. Based on this interpretation we propose an optical resonator that supports modes that are approximations to Bessel-Gauss beams. The Fox-Li algorithm in two transverse dimensions is applied to confirm the conclusion.

PACS:

Lasers: application, 42.62; general theory of, 42.55.A; optical systems, 42.60; types of, 42.55.

Resonators: lasers, 42.60.D; optical, 42.79.Y

In view of the many potential applications of Bessel beams (BBs), there is strong motivation to design a laser with a Bessel beam output. For example, a high-power beam with minimal diffractive spreading could be used for precise machining and cutting, while BBs have been identified as possible conduits in atom optics and micro-manipulation experiments [1–3]. With this kind of applications in mind the focusing characteristics of BBs have been studied in detail, and it has been shown that very sharp and intense beams can be produced [4].

Laser resonators with BB modes have been studied previously, but the designs have lacked inherent simplicity and the concepts have consequently not been fully exploited [5–10]. With the exception of the model in Ref. [10] where the diffractive features of Bessel-Gauss beams were applied, all previous designs for laser resonators with BB modes were based on Durnin’s scheme in which a BB was created with an annular slit followed by a lens [5–9]. Since the overlap between the mode and the gain medium is limited in these designs, their efficiency is generally low.

The structure of BBs can be interpreted in several different ways. Durnin and Eberly pointed out that a BB can be regarded as the superposition of an infinite set of plane waves whose wave vectors lie on the surface of a cone [11]. Alternatively, a BB can be decomposed into a pair of conical waves, one slanting inwards towards the axis, and the other expanding away from it [12]. Mathematically, the two components are represented by Hankel functions which are fundamental solutions of the Helmholtz equation.

In this paper, we study the properties of a simple resonator design that supports modes with BB characteristics. The mode profiles turn out in fact to be close to Bessel-Gauss beams and we offer an explanation for this result.

Any practical BB is invariably of *finite* extent [12], and the region in which the constituent conical waves overlap, and the beam retains its essential integrity, is shown dark shaded in the simple geometrical construction of Fig. 1. We will refer to this conical region as the cone of existence of a BB. The corresponding profile evolution obtained by numerical solution of the Helmholtz equation is shown in Fig. 2, where we can observe the propagation of the finite

BB and the behaviour of the associated wavefronts. Notice that the cone of existence of the BB is clearly apparent, and that outside this cone, the wavefronts are practically conical.

The wavefronts of Gaussian beam modes are spherical so a cavity formed by spherical mirrors supports a Gaussian beam [14]. By analogy, since the constituent wavefronts of a BB, *i.e.* the Hankel waves, are conical, it is logical to seek to support a BB mode using conical mirrors. One possibility would be to employ two identical conical mirrors, but in this case the BB would be formed only inside the resonator [8]. The alternative is to form a cavity with a conical mirror and a plane mirror (which forms a virtual image of the former) in such a case both the cavity mode and the output are BBs.

Two closely related BB resonator designs based on this principle are shown in Figs. 3a and 3b. While the first uses a conical mirror, this is replaced in Fig. 3b with a refractive axicon backed by a plane mirror. Mechanically it is simpler to manufacture *convex* conical surfaces, so this second option may be more viable in practice. Nevertheless, a Fresnel conical mirror [15] can be used as an option for the concave configuration. A further alternative for solid-state media might be to shape the end of the rod into a cone and deposit a reflecting layer on this surface.

We note that conical mirrors with a 90° vertex angle have sometimes been used in the past in preference to plane mirrors to facilitate cavity alignment in high-power unstable resonators [16]. Also, 90° conical mirrors have been used to enhance efficiency of some laser systems by improving the pumping uniformity [17].

A geometrical analysis shows that to maximise the gain in the cavity volume, the length of the cavity must be equal to the maximum propagation distance of a finite Bessel beam Z_{max} (see Fig. 1). In terms of the resonator parameters $L = Z_{max} = A/(2 \tan \theta)$ where A is the radius of the conical mirror or the axicon and the angle θ is related to the transverse k_r and longitudinal k_z components of BB the wave vector through $\tan \theta = k_r/k_z$. The conical mirror angle $\alpha = \theta/2$, while for the refractive axicon $\beta = \theta/(n-1)$, where n is the refractive index (see Figs. 3).

Referring to Fig. 3a, we notice that, within the cavity, each plane wave component in the

conical wave will “see” a finite Fabry-Perot resonator with mirrors of sides A and separated by a distance $\sim 2L$. It is known that the corresponding lowest-order mode of a plane-plane cavity has a bell-shaped amplitude profile [13,14]; this suggests that the modes will be the superposition of the Hankel conical waves modulated by a bell-shaped function. The modes of the cavity will therefore have similar features to Bessel-Gauss beams [18].

We have used the Fox-Li method to obtain the fundamental field mode for the resonator [13,14]. To account for losses at the open sides of the resonator we propagated the field within the cavity by solving the Helmholtz equation with absorbing boundary conditions [19].

The geometrical values used for the simulations were $A = 40$, $L = 35$ in normalised units and the angle of the axicon mirror was computed by the relation given above. Our data are related to a real physical system whose dimensions are 40 cm length, 2 cm diameter. The axicon refractive index $n = 2.4028$ is that of ZnSe at 10.6 μm . With these values, the angle of the required axicon is computed to be approximately 0.5° .

Instead of the Fox-Li eigenvalue parameter γ , we have chosen to analyse the behaviour of the relative power loss per round trip, $\mathcal{L}_k = (I^k - I^{k+1})/I^k$, where $I^k = \int |u(x, y)|^2 dx dy$ is the integrated intensity of the field at the k -th transit. There is a simple relation between the relative losses and the eigenvalue of the modes, namely $\mathcal{L} = 1 - |\gamma|^2$. With this relation the threshold gain is $G = 1/|\gamma|^2 = 1/(1 - \mathcal{L})$.

We have performed simulations for a wide range of values and a variety of initial conditions, including uniform plane waves, Gaussian and super-Gaussian beams with different widths and irregular profiles with random positions in the transverse input plane. A normal sampling grid was 512×512 but double density sampling was used to check convergence of the results. As expected, the outcome was a BB modulated by a bell-shaped function. Irrespective of the initial condition, the field always converged to the zero-order mode of the cavity with the expected profile and radial frequency features imposed by the geometrical parameters. We also computed the mode of the flat-flat cavity discussed above to obtain the bell-shaped modulation and fitted a Gaussian profile. When the computed modes for the

resonator with the conical mirror were compared with a Bessel-Gauss beam, the differences were negligible.

Higher order Hankel waves have an azimuthal phase factor, $\exp(im\varphi)$ with m integer and zero field on axis. To induce this kind of field, we used initial conditions of the form $r \exp(-r^2/w_0^2) \exp(im_0\varphi)$, $w_0 = 5$. Although we were able to produce higher order BB modes, we only obtained modes with $m = 1$ and $m = 2$, regardless of the initial topological charge m_0 and the value of w_0 . The reason is that the transverse dimensions of the cavity were fixed and so the higher-order modes have higher losses and could not be sustained by the cavity. Typical profiles of zero and first order modes are shown in figures 4a and 4b.

The behaviour of the losses as a function of round trip is shown in figure 5. We observe that there is a transient state around which the mode oscillates with high losses. This state is however unstable and the system accommodates to a stable mode with lower losses. During the transient, the field profile agrees with the induced m_0 mode that later decays to the transverse Bessel mode profile with $m = 0, 1$ or 2 . Once the mode is stabilised, the losses remain constant and, for the configuration studied, remained under 4% for the zero order mode. However, the losses were higher for the modes with $m = 1, 2$, although they still were under 7% and 12%, respectively. Despite the relative high losses, the modes are very well defined.

Spherical mirrors can be used to minimise the losses due to diffraction and to create true Bessel-Gauss beams. To this end, curvature was included in the conical mirror in Ref. [10]. However, the same effect can be achieved much more simply in the configuration proposed here, by replacing the flat mirror with a spherical mirror.

To test the stability of the higher modes, the initial condition was modified by adding white noise with magnitude 1% of the maximum initial amplitude. Azimuthal features could not be sustained by the cavity under these conditions and the final result was a zero order mode. The physical reason is that the spectrum of the noisy profile contains higher frequencies increasing the spillover at the open sides of the cavity.

In conclusion, we have demonstrated the possibility of creating a resonator whose modes

and output are close to Bessel-Gauss beams. The Gaussian-like modulation is inherited from the finite Fabry-Perot resonator mode. Our results show that this kind of configuration can also support higher order modes when excited with an initial condition carrying azimuthal phase and zero-valued on axis. However, these modes are not stable, and small irregular variations in the amplitude profile, produced for instance by spontaneous emissions, can induce their decay to the zero order mode. The design presented here is simple to construct and makes good usage of the volume of the cavity, enhancing power performance. Also, it can be used for solid-state lasers for which the conic mirror can be machined at one of the rod ends. The design can be extended to unstable resonators by changing the flat mirror into a convex spherical mirror.

The authors acknowledge fruitful discussion with J. C. Gutiérrez-Vega and P. Muys, who also gave the experimental support.

This work has been partially supported by CONACyT and EPSRC grant number GR/N37117/01.

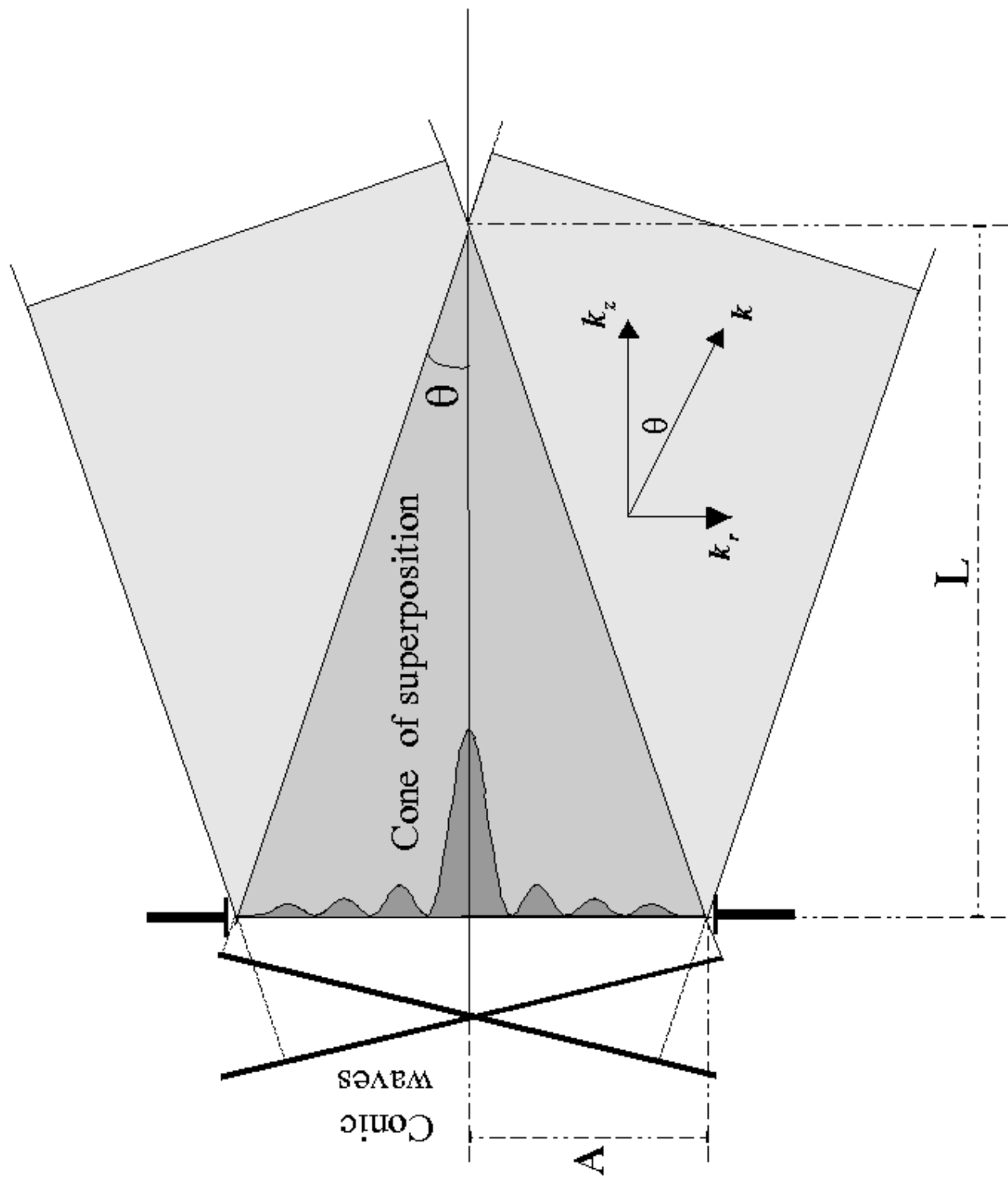
*On leave from Instituto Nacional de Astrofísica, Óptica y Electrónica, Apdo. Postal 51/216, Puebla, Pue. México 72000.

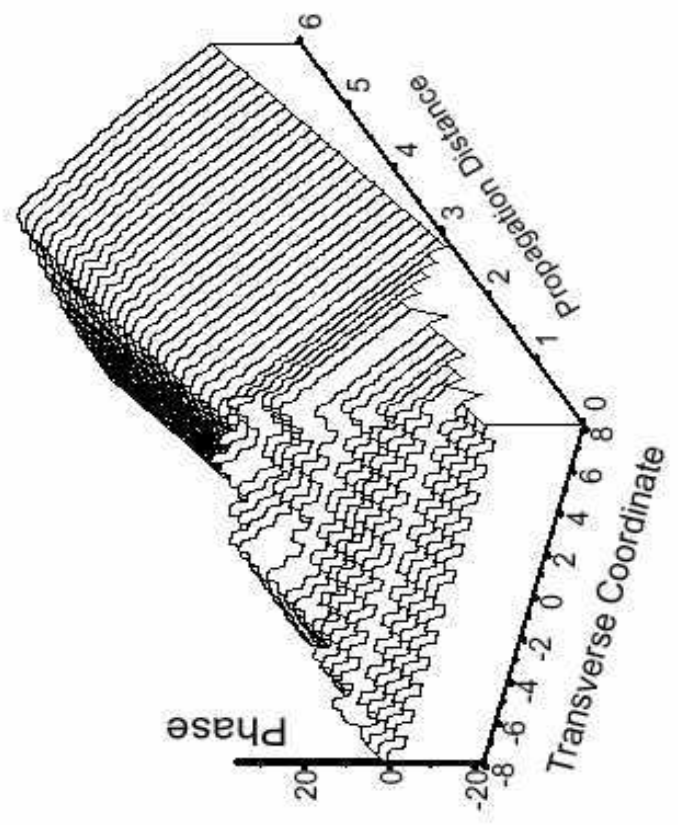
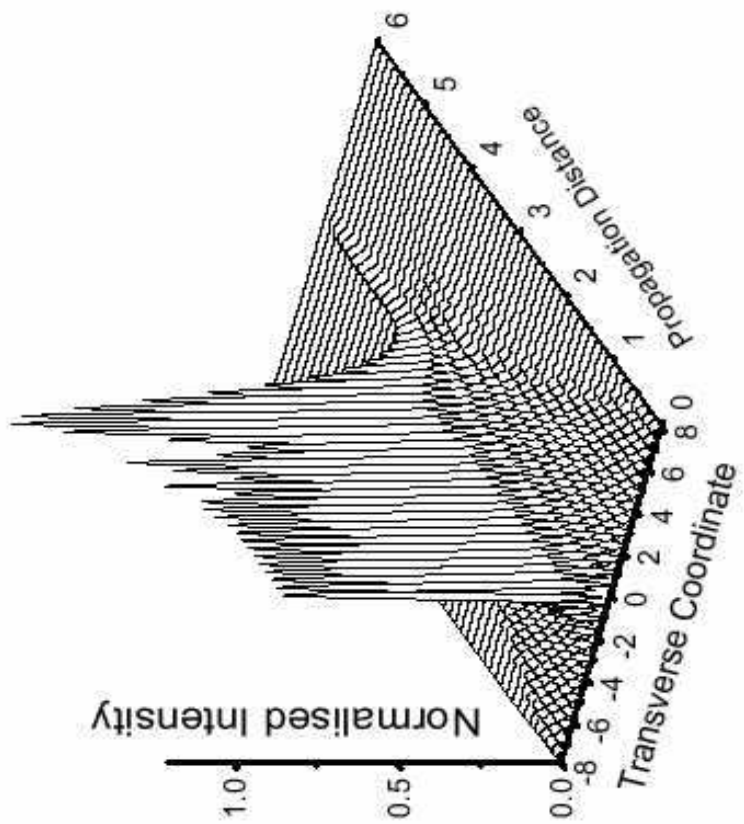
REFERENCES

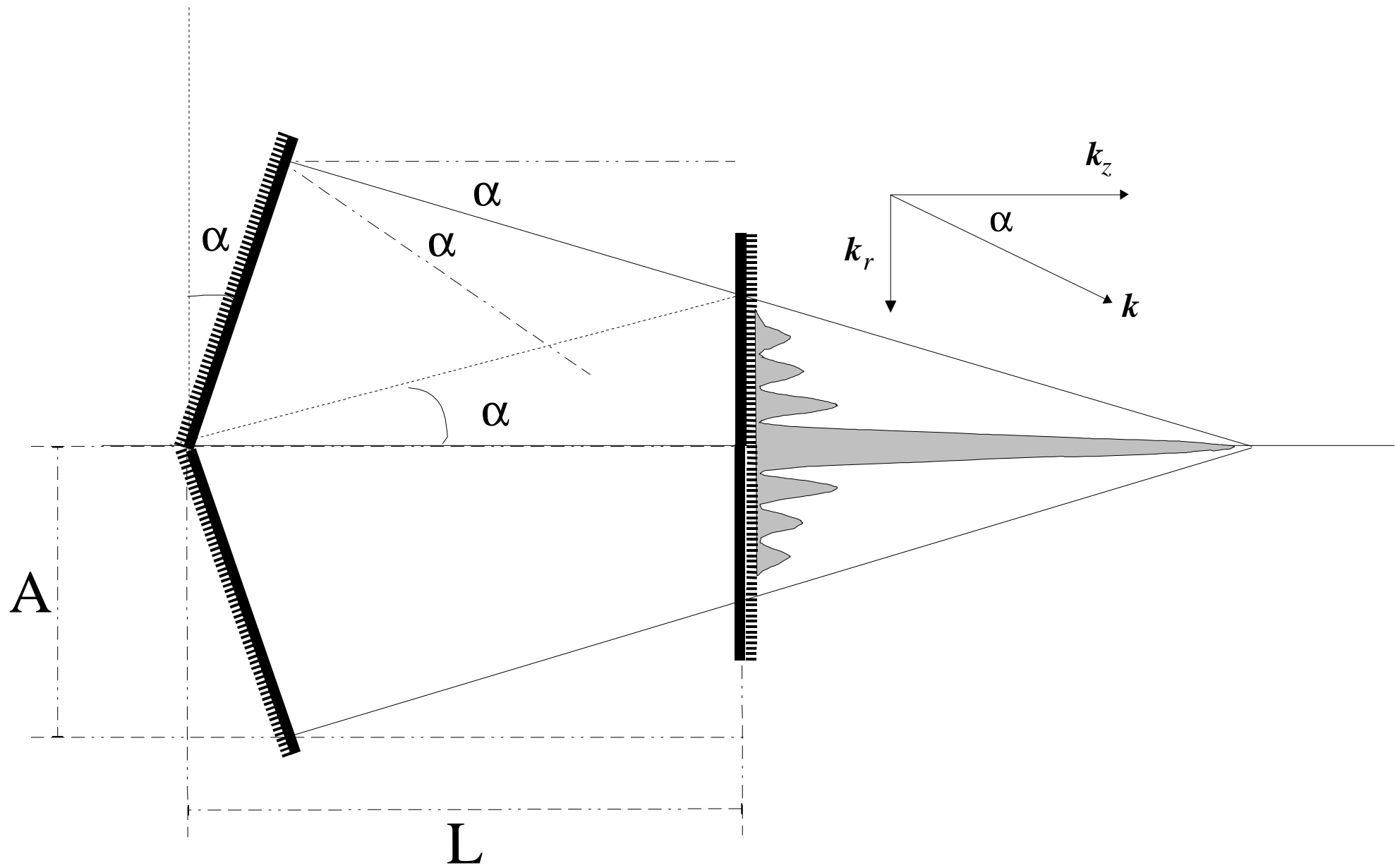
- [1] M. Florjanczyk, R. Tremblay, *Optics. Comm.* **73**, 448 (1989).
- [2] J. Arlt, M. J. Padgett, *Opt. Lett.* **25**, 191 (2000);
- [3] S. Chávez-Cerda, E. Tepichín, M. A. Meneses-Nava, G. Ramírez, J. M. Hickmann, *Opt. Express* **3** 524-529 (1998).
- [4] S. Chávez-Cerda, G. H. C. New, *Optics Comm.* **181**, 369-377 (2000).
- [5] J. Durnin, J. H. Eberly, US Patent 4 887 885, 1989.
- [6] K. Uehara, H. Kikuchi, *Appl. Phys.* **B 48**, 125-129 (1989).
- [7] A. Onae, T. Kurosawa, Y. Miki, E. Sakuma, *J. Appl. Phys.* **72**, 4529-4532 (1992).
- [8] J. K. Jabczyoski, *Optics Comm.* **77**, 292-294 (1990).
- [9] V. N. Belyi, N. S. Kazak, N. A. Khilo, *Optics Comm.* **162**, 169-176 (1999).
- [10] P. Pääkkönen, J. Turunen, *Optics Comm.* **156** , 359-366 (1998).
- [11] J. E. Durnin, J. J. Miceli and J. H. Eberly, *Phys. Rev. Lett.* **58**, 1499-1501 (1987).
- [12] S. Chávez-Cerda, *J. Mod. Opt.* **46**, 923-930 (1999).
- [13] A. G. Fox, T. Li, *Bell Sys. Tech. J.* **40**, 453-488 (1961).
- [14] A. E. Siegman, *Lasers*, University Science Books, Sausalito CA, 1986.
- [15] S. Fujiwara, *J. Opt. Soc. Am.* **51**, 1305 (1961).
- [16] C. A. Moreira, G. H. C. New, *Appl. Phys. B* **56**, 373-378 (1993).
- [17] G. Kuhnle, G. Marowsky, G. A. Reider, *Appl. Opt.* **27**, 2666-2670 (1988).
- [18] F. Gori, G. Guattari, C. Padovani, *Optics Comm.* **64**, 491-495 (1987).
- [19] S. Chávez-Cerda, M. A. Meneses-Nava, J. M. Hickmann, *Optics Lett.* **25**, 83 (2000).

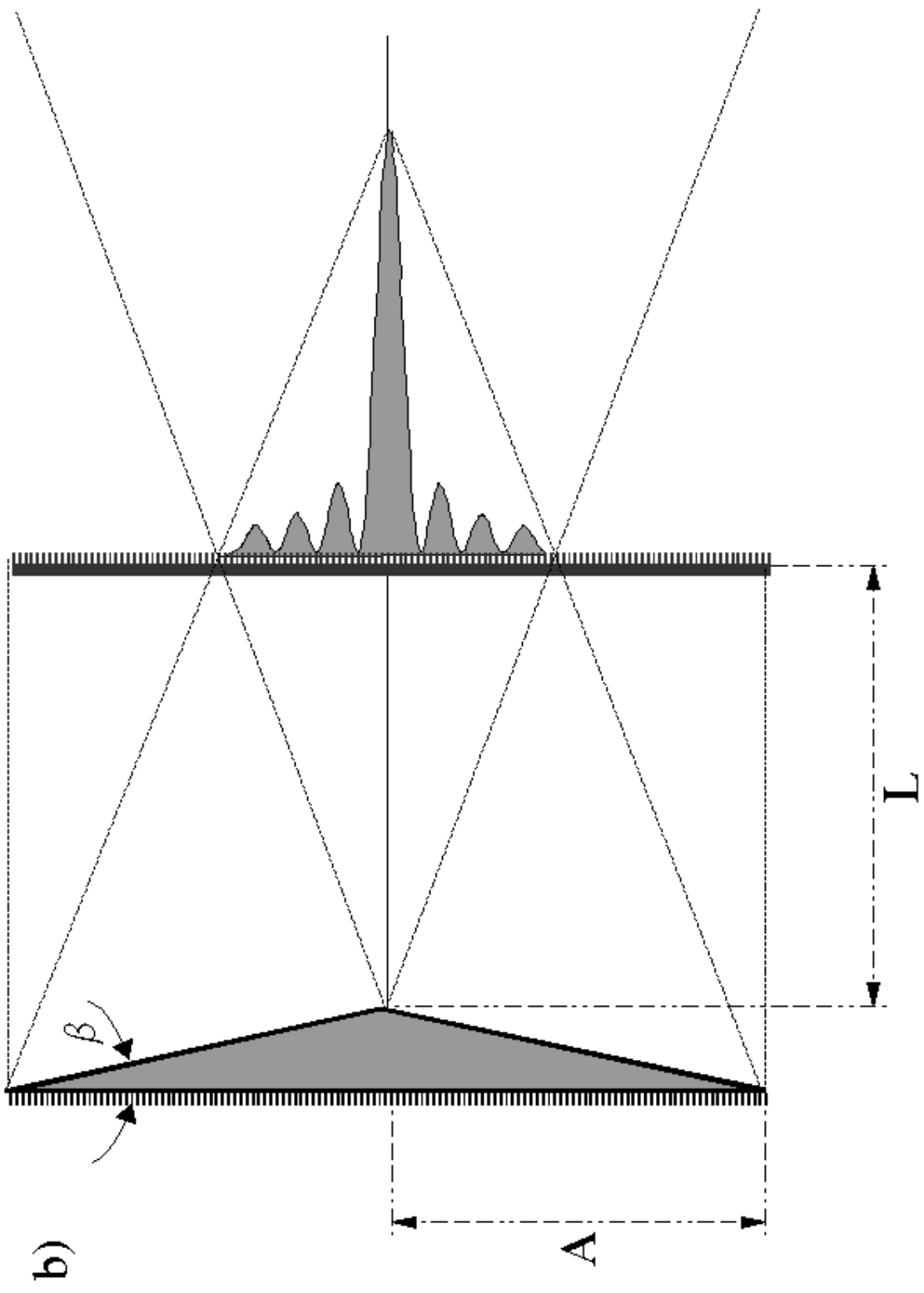
Figure Captions

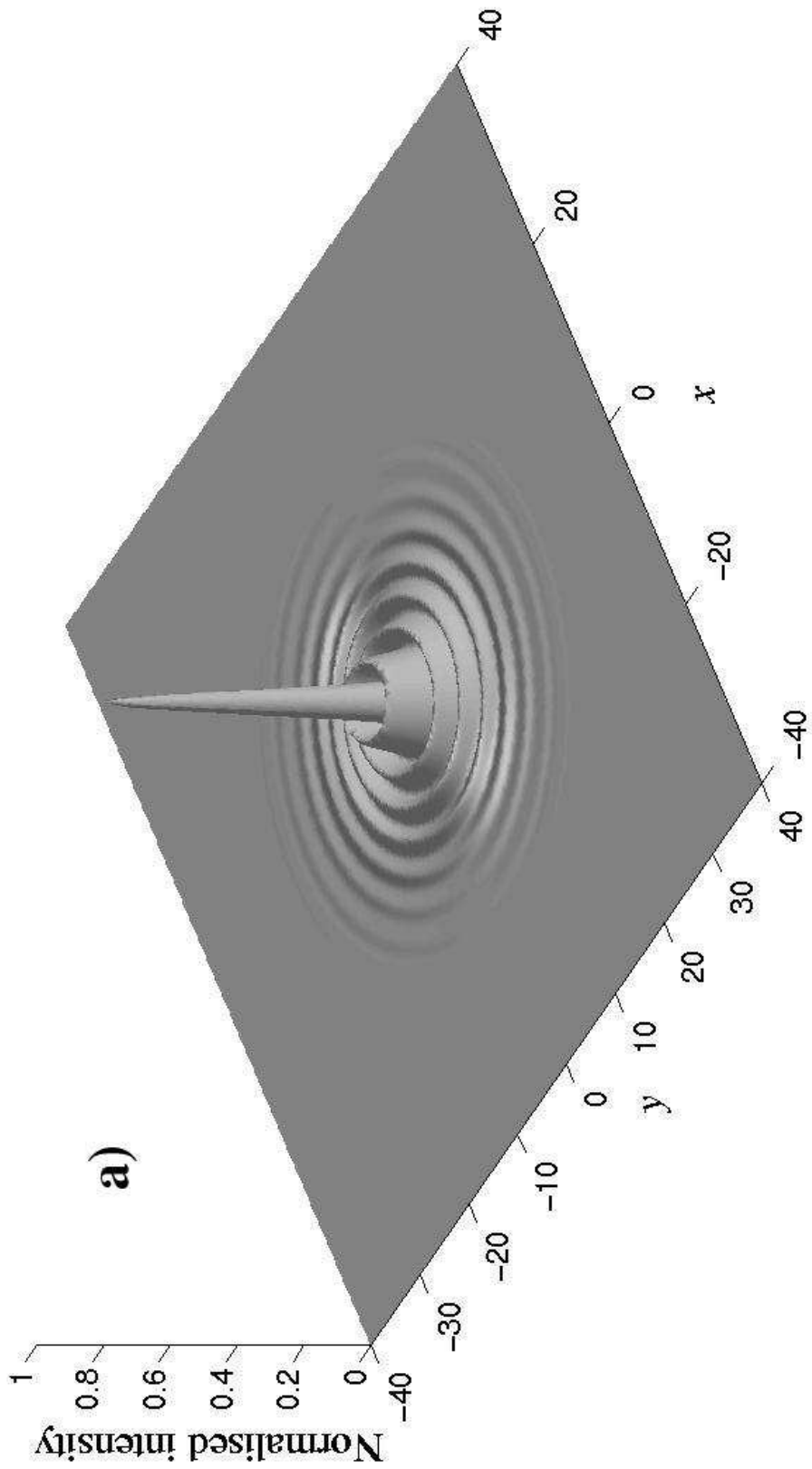
1. Picture showing the finite region where conical waves overlap and produce a Bessel beam (dark shading). Outside this region the conical waves continue propagating (light shading).
2. Intensity and phase propagation of a finite Bessel beam.
3. Cavity configurations for Bessel beams, a) with reflective axicon, b) equivalent configuration with refractive axicon.
4. Cavity modes obtained numerically of the proposed resonator. a) Zero order mode; b) First order mode.
5. Representative curves of the relative loss per transit.

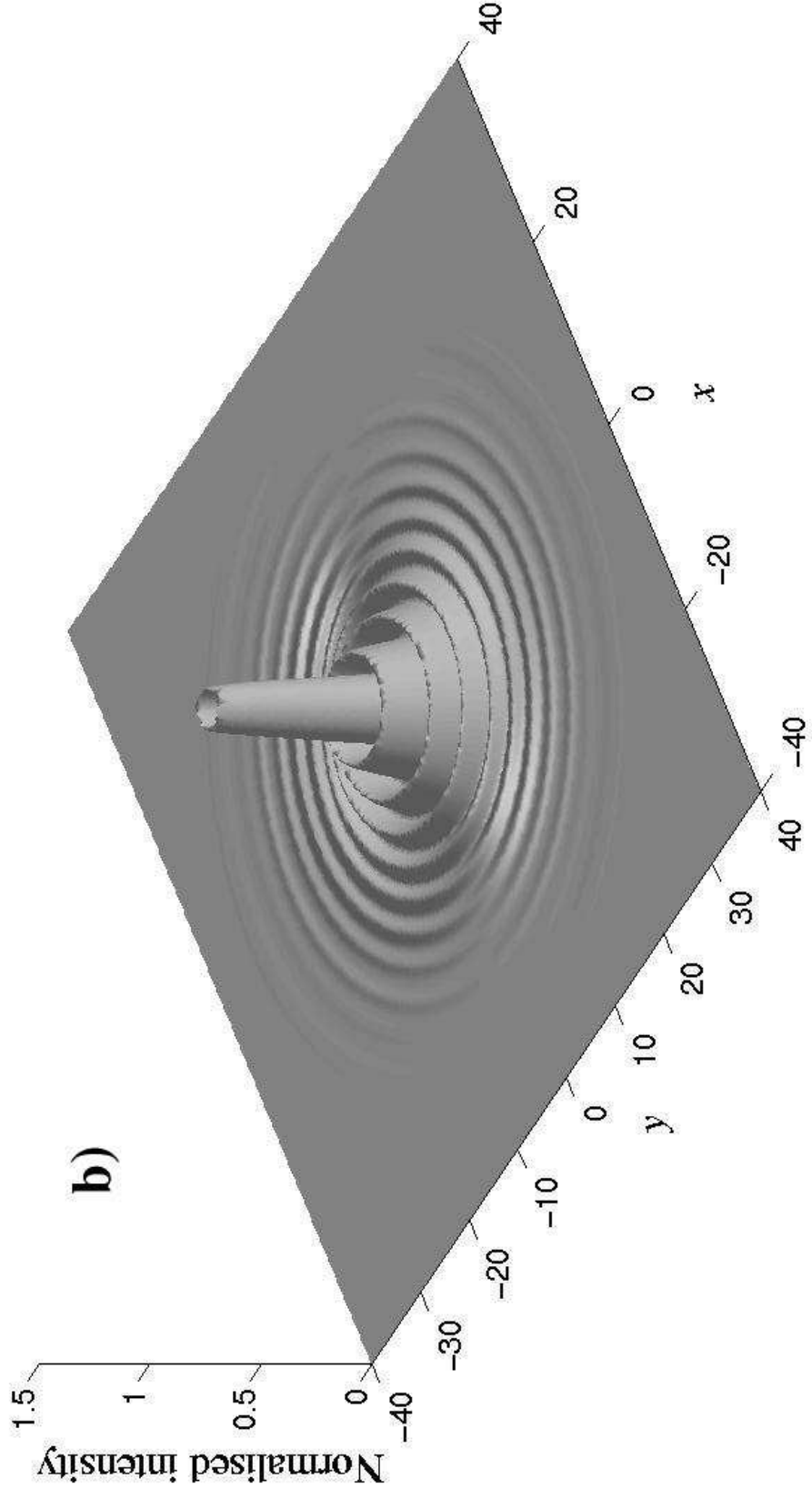












b)