

Failure of geometric electromagnetism in the adiabatic vector Kepler problem

J.R. Anglin¹ and J. Schmiedmayer²

¹Center for Ultracold Atoms, Massachusetts Institute of Technology, 77 Massachusetts Ave., Cambridge, MA 02139

²Institute for Experimental Physics, Heidelberg University, Heidelberg, GERMANY

The magnetic moment of a particle orbiting a straight current-carrying wire may precess rapidly enough in the wire's magnetic field to justify an adiabatic approximation, eliminating the rapid time dependence of the magnetic moment and leaving only the particle position as a slow degree of freedom. To zeroth order in the adiabatic expansion, the orbits of the particle in the plane perpendicular to the wire are Keplerian ellipses. Higher order post-adiabatic corrections make the orbits precess, but recent analysis of this 'vector Kepler problem' has shown that the effective Hamiltonian incorporating a post-adiabatic scalar potential ('geometric electromagnetism') fails to predict the precession correctly, while a heuristic alternative succeeds. In this paper we resolve the apparent failure of the post-adiabatic approximation, by pointing out that the correct second-order analysis produces a third Hamiltonian, in which geometric electromagnetism is supplemented by a tensor potential. The heuristic Hamiltonian of Schmiedmayer and Scrinzi is then shown to be a canonical transformation of the correct adiabatic Hamiltonian, to second order. The transformation has the important advantage of removing a $1/r^3$ singularity which is an artifact of the adiabatic approximation.

I: INTRODUCTION

An analogue to the Kepler problem of motion in an inverse square force can be realized with magnetism and adiabaticity – except that the analogue to the planetary mass is not a scalar, but a vector component [1]. For a particle of mass M with spin \vec{s} and gyromagnetic ratio μ , moving in a magnetic field $\vec{B}(\vec{x})$, the Hamiltonian is

$$H = \frac{|\vec{p}|^2}{2M} - \mu \vec{s} \cdot \vec{B}. \quad (1)$$

If the field $\vec{B} = B\hat{\theta}r^{-1}$ is due to a uniform current flowing in a straight, thin wire along the z -axis, the z component of linear momentum is conserved, and so the problem reduces to finding the orbit of the particle in the xy plane. The magnitude s of \vec{s} is fixed, and the z component of total angular momentum $J_z = xp_y - yp_x + s_z$ is a constant of the motion. In realistic cases the dimensionless ratio $\varepsilon = s/J_z$ is small. This implies a separation of time scales, so that adiabatic methods may be applied [2, 3, 4, 5, 6, 7, 8].

To zeroth order in ε one can (as we will review below) replace H with the effective Hamiltonian

$$H_{AD0} = \frac{p_r^2}{2} + \frac{p_\theta^2}{2r^2} - \frac{\sigma}{r}, \quad (2)$$

where we drop the z direction, rescale to dimensionless units, and use standard polar co-ordinates r, θ , centred on the current-carrying wire. In H_{AD0} the pairs r, p_r and θ, p_θ are canonically conjugate, and σ is simply a constant. We can recognize H_{AD0} as the Hamiltonian for Kepler's problem of motion under an inverse square force. See Figure 1. In this vector version of the problem, however, the analogue of the particle mass, $\sigma \propto s_\theta$, is a vector component. It may therefore be positive or negative; but since the problems considered in this paper

are much less salient for unbound motion, we will assume $\sigma > 0$.

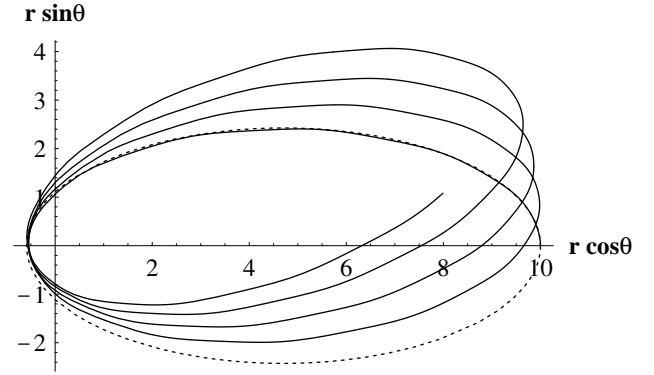


FIG. 1: Orbits of the magnetic particle about the current-carrying wire at the origin, from numerical solution of the equations of motion (10)-(11) derived from (1). Initial conditions are $\sigma(0) = 0.9$, $\alpha(0) = 0$, $r(0) = 10$, $p_r(0) = 0$, and $\varepsilon = s/J_z = 0.2$. The slightly polygonal appearance of the trajectory, with rounded corners between straighter sections, is not a numerical artifact: it is the rapid component of the particle motion.

As Figure 1 illustrates, for small ε the particle orbits are indeed well described as ellipses. Two kinds of corrections, however, are also evident: a rapid wobble, which is straightforward to compute, and a slow precession, which is not. Capturing effects like this slow precession is the goal of higher order adiabatic approximations, which add to H_{AD0} terms of higher order in ε . Classic papers on adiabatic methods [3, 4, 5, 6, 8] prescribe for this problem the second order effective Hamiltonian

$$H_{GEM} = \frac{p_r^2}{2} + \frac{p_\theta^2 + \frac{1}{2}\varepsilon^2(1 - \sigma^2)}{2r^2} - \frac{\sigma}{r}, \quad (3)$$

whose correction term can (as we will explain) be called

‘geometric electromagnetism’. But see Figures 2 and 3: H_{GEM} is actually worse than H_{AD0} , in that it yields precession in the wrong direction; whereas the precession is given with impressive accuracy by a slightly different alternative that has been identified, without derivation, by Schmiedmayer and Scrinzi [9]:

$$H_{SS} = \frac{p_r^2}{2} + \frac{p_\theta^2 + \frac{1}{2}\varepsilon^2(1 - 3\sigma^2)}{2r^2} - \frac{\sigma}{r}. \quad (4)$$

So what has gone wrong with adiabatic theory? And what is H_{SS} ?

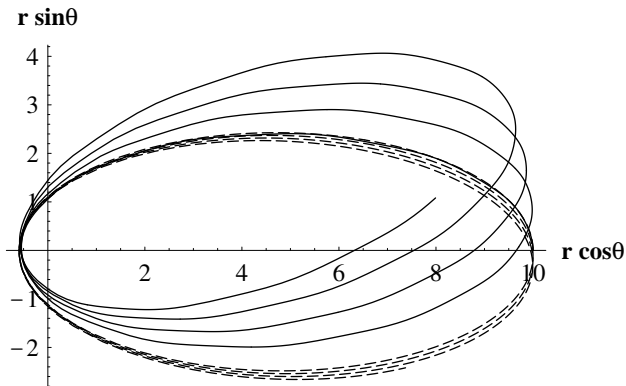


FIG. 2: The same as Fig. 1 (solid curve), with the geometric electromagnetism approximation superimposed for comparison (dashed curve). The dashed curve is the numerical solution of the canonical equations of motion derived from the Hamiltonian H_{GEM} of (3), with the same initial conditions as in Fig. 1.

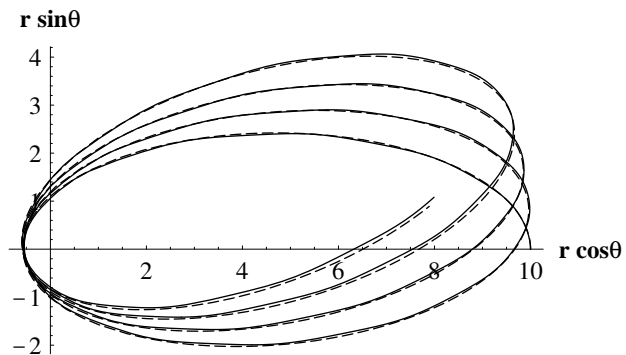


FIG. 3: Again the same as Fig. 1 (solid curve), with the heuristic approximation of Schmiedmayer and Scrinzi superimposed for comparison (dashed curve). The dashed curve is the numerical solution of the canonical equations of motion derived from the Hamiltonian H_{SS} of (4), with the same ε and initial conditions as in Figs. 1 and 2.

In this paper we explain that nothing has gone wrong with adiabatic theory. The problem is simply that a tensor potential, formally identified by Littlejohn and Weigert [7], and proportional in our case to r^{-3} , must

be included in addition to the more widely known vector and scalar potentials of geometric electromagnetism. In the next four Sections (II-V) we build up to a simple derivation of this term, first reviewing the zeroth order approximation, and then geometric electromagnetism. In Section IV we discuss the subtlety of relating the initial conditions for the exact and approximate evolutions. Then in Section V we present the tensor potential for the classical version of our vector Kepler problem, and also provide a simple physical explanation of the phenomenon (which is much more general). In Section VI we show that H_{SS} is the result of a canonical transformation of the correct second order adiabatic Hamiltonian; and we show that this transformation is particularly convenient because it removes the r^{-3} singularity. After treating the quantum version of the problem in Section VII, we discuss our results and conclude.

II: THE VECTOR KEPLER PROBLEM VIA ADIABATIC APPROXIMATION

Dropping the trivial p_z^2 term, the Hamiltonian (1) may be written

$$H = \frac{p_r^2}{2M} + \frac{L_z^2}{2Mr^2} - \frac{\mathcal{B}\mu}{r} \sqrt{s^2 - s_z^2} \sin(\phi - \theta) \quad (5)$$

where $re^{i\theta} = x + iy$ defines the usual polar co-ordinates for the particle’s position, $p_r = p_x \cos \theta + p_y \sin \theta$, $L_z = xp_y - yp_x$. We introduce the angle ϕ which is canonically conjugate to s_z , such that $s_x + is_y = \sqrt{s^2 - s_z^2} e^{i\phi}$. L_z and θ , and p_r and r , are of course the other canonically conjugate pairs.

It is convenient to use polar spin axes, so that we have s_θ, s_r instead of s_x, s_y , and the canonical pair s_θ, α instead of s_z, ϕ . Defining the new canonical momentum

$$s_\theta = s_y \cos \theta - s_x \sin \theta = \sqrt{s^2 - s_z^2} \sin(\phi - \theta) \quad (6)$$

mixes the angular co-ordinate θ with the spin sector, though. Checking the Poisson brackets, we find that to keep the transformation canonical, we must also change the momentum conjugate to θ from L_z to J_z . So we must write

$$\begin{aligned} s_z &= \sqrt{s^2 - s_\theta^2} \cos \alpha \\ L_z &= J_z - s_z = J_z - \sqrt{s^2 - s_\theta^2} \cos \alpha. \end{aligned} \quad (7)$$

It is also convenient to make all our variables dimensionless, by rescaling them in terms of Hamiltonian coefficients and a reference angular momentum J :

$$\begin{aligned} t &\rightarrow \frac{J^3}{M(s\mathcal{B}\mu)^2} t & H &\rightarrow \frac{M(s\mathcal{B}\mu)^2}{J^2} H \\ r &\rightarrow \frac{J^2}{sM\mathcal{B}\mu} r & p_r &\rightarrow \frac{sM\mathcal{B}\mu}{J} p_r. \\ J_z &\rightarrow J p_\theta & s_\theta &\rightarrow s \sigma. \end{aligned} \quad (8)$$

These are the variables with which we will proceed. Of course p_θ is a constant of the motion, and so we can (and do) always set the numerical value of $p_\theta \rightarrow 1$ by choosing $J = J_z$; but we retain it as a canonical variable, which is needed in the equation of motion for θ . In terms of these variables the exact Hamiltonian (5) can be finally re-written

$$H = \frac{p_r^2}{2} + \frac{(p_\theta - \varepsilon\sqrt{1-\sigma^2}\cos\alpha)^2}{2r^2} - \frac{\sigma}{r}, \quad (9)$$

where $\varepsilon \equiv s/J$.

As we have defined it, σ is of order ε^0 in the cases we consider, which is convenient for keeping track of powers of ε ; but the dimensionless momentum canonically conjugate to α would be $s_\theta/J = \varepsilon\sigma$. This gives the equations of motion for α and σ an extra factor of ε^{-1} :

$$\begin{aligned} \dot{\sigma} &= -\frac{1}{\varepsilon} \frac{\partial H}{\partial \alpha} = -(p_\theta - \varepsilon\sqrt{1-\sigma^2}\cos\alpha) \frac{\sqrt{1-\sigma^2}}{r^2} \sin\alpha \\ \dot{\alpha} &= \frac{1}{\varepsilon} \frac{\partial H}{\partial \sigma} = -\frac{1}{\varepsilon r} + \frac{p_\theta - \varepsilon\sqrt{1-\sigma^2}\cos\alpha}{r^2} \frac{\sigma \cos\alpha}{\sqrt{1-\sigma^2}} \end{aligned} \quad (10)$$

Our other equations of motion are the usual canonical ones:

$$\begin{aligned} \dot{r} &= \frac{\partial H}{\partial p_r} = p_r \\ \dot{p}_r &= -\frac{\partial H}{\partial r} = \frac{(p_\theta - \varepsilon\sqrt{1-\sigma^2}\cos\alpha)^2}{r^3} - \frac{\sigma}{r^2} \\ \dot{\theta} &= \frac{\partial H}{\partial p_\theta} = \frac{p_\theta - \varepsilon\sqrt{1-\sigma^2}\cos\alpha}{r^2} \\ \dot{p}_\theta &= -\frac{\partial H}{\partial \theta} = 0. \end{aligned} \quad (11)$$

We can now obtain the vector Kepler Hamiltonian (2) from (9) simply by setting $\varepsilon \rightarrow 0$. In this limit, α evolves infinitely fast according to (10); but α plays no role in the Kepler analogy, and can simply be ignored. On the other hand, because α evolves so rapidly, from the equation for σ in (11) we can easily see that

$$\sigma(t) = \bar{\sigma} - \varepsilon p_\theta \frac{\sqrt{1-\bar{\sigma}^2}}{r} \cos\alpha + \mathcal{O}(\varepsilon^2). \quad (12)$$

where $\bar{\sigma}$ is a constant. So to zeroth order in ε , H is indeed equivalent to H_{AD0} , as claimed. And as Fig. 1 confirms, the evolution of (r, θ) under H_{AD0} does provide a close approximation to that under H , over intermediate time scales. This is not bad; but the errors in using H_{AD0} do become large for t of order ε^{-2} . We can do better than this.

III: POST-ADIABATIC CORRECTIONS: GEOMETRIC ELECTROMAGNETISM

To improve on our simple adiabatic approximation we must become systematic about precisely how we are expanding in powers of ε , because there is more than simple

perturbation theory going on. The very rapid evolution of α is a warning of this. In fact the approximate constancy (‘adiabatic invariance’) of σ , on which the Kepler analogy is based, is directly connected to the rapidity of α . The fact that α is fast means that the Hamiltonian varies steeply as a function of its conjugate momentum σ , and this in turn means that, since H is identically conserved under time evolution, σ must vary only slowly. So the rapid variation of α is no accident. And the essential feature of our adiabatic approximation is that as well as dropping terms whose magnitude is higher order in ε , we are also dropping terms, like α , whose variation is on the rapid timescale $\varepsilon^{-1}t$.

An elegant and general treatment of post-adiabatic corrections is available in Ref. [7]. The result that is reached is physically intuitive: to eliminate rapid evolution while preserving slow evolution, one must remove rapid components from the Hamiltonian, by averaging over the rapid angular variable which is canonically conjugate to the adiabatic invariant. If we identify σ as the adiabatic invariant, then α is the rapid variable, and so we should integrate H over α . In many problems of this sort, it is common that rapid components of the Hamiltonian appear, as they do in (9), as shifts in the positional momentum. Thus to first order in the adiabatic small parameter (in our case, ε), after integrating out the rapid co-ordinate one obtains an effective Hamiltonian term linear in spatial momentum, $\vec{A} \cdot \vec{p}$ for some function \vec{A} . In our case, this first order \vec{A} vanishes, because the integral over 2π of $\cos\alpha$ is zero. But in general such terms do not vanish. They imply that a neutral particle with a magnetic moment, moving in a spatially varying magnetic field, experiences a force as though it were a charged particle moving in an effective magnetic field, whose vector potential is \vec{A} . This phenomenon has therefore been named ‘geometric magnetism’.

At second post-adiabatic order, one typically encounters a scalar potential; in our case, integrating (9) over α produces the scalar term

$$\frac{1}{2\pi} \oint d\alpha \frac{\varepsilon^2(1-\sigma^2)\cos^2\alpha}{2r^2} = \varepsilon^2 \frac{1-\sigma^2}{4r^2} \quad (13)$$

which produces H_{GEM} as given by (3). Continuing the analogy begun at first order, this post-adiabatic scalar potential may be compared to an effective electric potential. The effective Hamiltonian produced by averaging H over α can therefore be said to include geometric electromagnetism.

So why does it not work very well? Since integrating out α has been quite straightforward, we might wonder whether the observed inaccuracy of H_{GEM} is due simply to not going on to third or higher order in ε . After all, $\varepsilon = 0.2$ as in Figs. 1-3 is not really such a small parameter. But H contains no terms beyond order ε^2 , so if the rule really is to average over α , then it is not clear where higher order corrections could come from. And in a case

where ε is truly small, so that different orders in ε are quantitatively obvious, we can check (see Figs. 4 and 5) that the discrepancy between H and H_{GEM} is indeed a problem of lower order in ε . In fact there are two independent problems, which we will discuss in turn, starting with the larger but more trivial one.

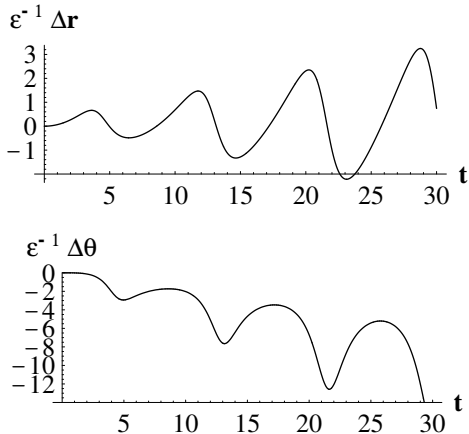


FIG. 4: The error $\Delta r(t) = \bar{r} - r$ and $\Delta\theta(t) = \bar{\theta} - \theta$, where $\bar{r}, \bar{\theta}$ are r, θ as given by the geometric magnetism approximation. The quantities plotted are obtained by numerically solving the same two sets of equations as in Fig. 2, but with $\varepsilon = 0.01$ and $\bar{r}(0) = r(0) = 1.5$ (and all other parameters the same as in the previous Figures). The errors in the pure geometric electromagnetism approximation are of order ε , rather than ε^3 as desired. For these parameters, however, the heuristic approximation of Schmiedmayer and Scrinzi does not fare any better: its errors are not distinguishable to the eye from those shown here.

IV: INITIAL CONDITIONS

It is surprising that Fig. 4 shows errors of order ε in evolution under both H_{GEM} and H_{SS} , since they agree with H_{AD2} to that order; we should expect them to fail at $\mathcal{O}(\varepsilon^2)$. In fact this expectation is correct, and the reason for the even poorer performance shown in Fig. 4 really has nothing to do with the form of the Hamiltonian. The problem is with using the same initial conditions for the adiabatically approximate evolution as for the exact evolution.

As we can see in Eqn. (12), the system's several variables generally evolve as a superposition of slow and fast components (where the fast components may also be slowly modulated). Adiabatic approximations seek to reproduce only the slow components. This means that initial conditions need some consideration: the exact initial values $p_r(0), \sigma(0)$, etc., are the instantaneous sums of slow and fast components of motion; but the adiabatic approximation requires the initial values of the slow components alone. We must therefore identify the fast

components in our variables, and subtract their instantaneous values at $t = 0$ from the exact initial conditions, to obtain the initial conditions that should be used with adiabatically approximate evolution.

Fortunately it is not at all difficult to identify the fast components. If in (11) we examine the equation of motion for θ , for instance, we see

$$\dot{\theta} = \frac{p_\theta}{r^2} - \varepsilon \cos \alpha \frac{\sqrt{1 - \sigma^2}}{r^2}. \quad (14)$$

Comparing this with the very rapid evolution of α according to (10), it is obvious that we must have

$$\theta(t) = \bar{\theta}(t) + \varepsilon^2 \sin \alpha \frac{\sqrt{1 - \sigma^2}}{r} + \mathcal{O}(\varepsilon^3), \quad (15)$$

where $\bar{\theta}$ is the slow component, which does not involve α . Similarly we find, up to corrections of order ε^3 ,

$$\begin{aligned} r(t) &= \bar{r}(t) \\ p_r(t) &= \bar{p}_r(t) + \varepsilon^2 p_\theta \frac{\sqrt{1 - \sigma^2}}{r^2} \sin \alpha \\ \sigma(t) &= \bar{\sigma} - \varepsilon p_\theta \frac{\sqrt{1 - \sigma^2} \cos \alpha}{r} + \frac{\varepsilon^2 \sigma p_\theta^2}{2r^2} \\ &\quad + \varepsilon^2 \left(\frac{p_\theta p_r \sqrt{1 - \sigma^2} \sin \alpha}{r} + \frac{(1 - \sigma^2) \cos 2\alpha}{4r} \right) \end{aligned} \quad (16)$$

where $\bar{\sigma}$ is still exactly constant, and not just slow. Actually, the $\varepsilon^2 \sigma p_\theta^2 / r^2$ term in $\sigma(t)$ is not trivial to determine; but it can be obtained fairly easily using some of the insights of the next Section, and we include it here for completeness.

So when we evolve the slow components under H_{AD2} , therefore, we should use $r(0) \rightarrow \bar{r}(0)$, $p_r(0) \rightarrow \bar{p}_r(0)$, etc., and $\sigma \rightarrow \bar{\sigma}$, where the barred quantities are given in terms of the exact initial conditions by

$$\begin{aligned} \bar{r}(0) &= r(0) \\ \bar{p}_r(0) &= p_r(0) - \varepsilon^2 p_\theta \frac{\sqrt{1 - \sigma^2(0)}}{r^2(0)} \sin \alpha(0) \\ \bar{\theta}(0) &= \theta(0) - \varepsilon^2 \sin \alpha(0) \frac{\sqrt{1 - \sigma^2(0)}}{r(0)} \\ \bar{\sigma} &= \sigma(0) + \varepsilon \frac{\sqrt{1 - \sigma^2(0)} \cos \alpha(0)}{r(0)} - \varepsilon^2 \frac{\sigma(0) p_\theta^2(0)}{2r^2(0)} \\ &\quad - \varepsilon^2 \frac{p_\theta p_r(0) \sqrt{1 - \sigma^2(0)} \sin \alpha(0)}{r(0)} \\ &\quad - \varepsilon^2 \frac{[1 - \sigma^2(0)] \cos 2\alpha(0)}{4r(0)}. \end{aligned} \quad (17)$$

We might be puzzled at this point by the fact that in replacing $\sigma(0)$ with $\bar{\sigma}$ we are actually throwing away some components that are non-constant but slow, rather than fast; this does not really seem to fit the logic behind the procedure. Since in the adiabatic approximation σ has

to be a constant, not just a slow variable, this is clearly what we have to do. But this point is indeed a problem: it is the problem discussed in the next Section.

Even if this subtlety did not bother us, when the adjustments (17) in initial conditions and σ are made in evolution under H_{GEM} and H_{SS} , the first order errors of Fig. 4 are reduced, but only to second order; see Figs. 5 and 6. Although H_{SS} has no real credentials at this point, H_{GEM} is supposed to be accurate at $\mathcal{O}(\varepsilon^2)$. So we must explain the second reason for its failure.

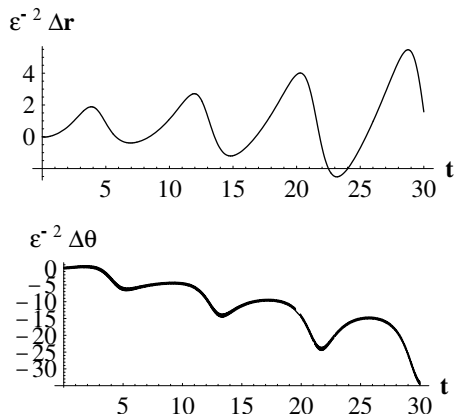


FIG. 5: The errors in the geometric electromagnetism approximation, with the corrected initial conditions (17). Parameters are otherwise the same as in Fig. 4; but note the change in vertical scales. The thickness of the $\Delta\theta$ curve reflects the rapid oscillations in the exact motion, which our horizontal scale is too coarse to resolve visibly.

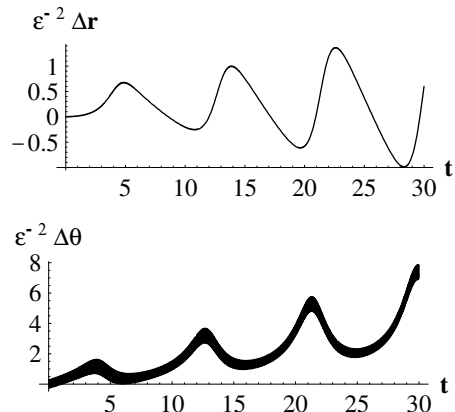


FIG. 6: The errors in the heuristic approximation of Schmiedmayer and Scrinzi, with the corrected initial conditions (17). Parameters are otherwise the same as in Figs. 4 and 5. Note the vertical scale. The thickness of the $\Delta\theta$ curve reflects the rapid oscillations in the exact motion, which our horizontal scale is too coarse to resolve visibly.

V: ‘GEOMETRIC GRAVITY’

The second order problem is more profound than the first order problem of initial conditions: it is that H_{GEM} is incomplete. The scalar potential of GEM is indeed a second order correction; but as shown by Littlejohn and Weigert, at second order there also appears a *geometric tensor potential*: the effective Hamiltonian must acquire a term of the form $\sum_{jk} p_j p_k g^{jk}(\vec{x})$. In analogy with ‘geometric magnetism’, we can think of the metric of general relativity, and call this second order effect ‘geometric gravity’. Converted to our original dimensional units, the geometric gravity term derived in [7] is

$$\begin{aligned} H_{GGR} &= -\frac{J^2}{M(s\mathcal{B}\mu)^2} \frac{s\sigma}{2M^2\mu B(r)} \left| (\vec{p} \cdot \vec{\nabla}) \frac{\vec{B}(r)}{B(r)} \right|^2 \\ &= -\frac{J^2 s^2 r \sigma}{2(Ms\mathcal{B}\mu)^3} \left| \frac{J_z - s_z}{r} \frac{1}{r} \frac{\partial}{\partial \theta} (-\sin \theta, \cos \theta) \right|^2 \\ &\rightarrow -\frac{\varepsilon^2 \sigma p_\theta^2}{2 r^3}, \end{aligned} \quad (18)$$

when in this last step we return to our dimensionless variables, and drop terms of higher order in ε . This yields the full second order adiabatic effective Hamiltonian

$$\begin{aligned} H_{AD2} &= H_{GEM} + H_{GGR} \\ &= \frac{p_r^2}{2} + \frac{p_\theta^2 + \frac{1}{2}\varepsilon^2(1 - \sigma^2)}{2r^2} - \frac{\sigma}{r} - \frac{\varepsilon^2 \sigma p_\theta^2}{2 r^3}, \end{aligned} \quad (19)$$

distinct from both H_{SS} and H_{GEM} .

(We can already notice a point in favour H_{AD2} : it is numerically equal to the exact H up to second order in ε , since with the adjusted initial conditions of (17) we find $H_{AD2}(0) = H(0) + \mathcal{O}(\varepsilon^3)$, and both Hamiltonians are conserved under the evolutions they each generate.)

Where does ‘geometric gravity’ come from? We can see this by re-examining the equations of motion for σ and α in (10). We can recall $\sigma(t)$ as given in (16), and then by inspection we can also find that

$$\alpha(t) = -\frac{\tau}{\varepsilon} - \frac{\varepsilon \bar{\sigma} p_\theta}{r} \frac{\sin \frac{\tau}{\varepsilon}}{\sqrt{1 - \bar{\sigma}^2}} + \mathcal{O}(\varepsilon^2) \quad (20)$$

where $\tau(t) \equiv \int dt r^{-1}$. These results then imply that

$$s_z \equiv s \sqrt{1 - \sigma^2} \cos \alpha = s \sqrt{1 - \bar{\sigma}^2} \cos \frac{\tau}{\varepsilon} + \varepsilon \frac{\bar{\sigma} p_\theta}{r} + \mathcal{O}(\varepsilon^2). \quad (21)$$

So in fact the first order correction to the purely fast zeroth order term in σ_z contains the slow term $\varepsilon \bar{\sigma} p_\theta / r$. Thus at first order in ε , it is no longer precisely the spin component in the \vec{B} direction which is the adiabatic invariant. The axis about which the spin precesses rapidly tilts slightly in the z -direction, so that the spin component which varies slowly is not exactly s_θ , but rather

$$s_{\theta'} \equiv \frac{s_\theta + \varepsilon \frac{p_\theta}{r} s_z}{\sqrt{1 + \varepsilon^2 \frac{p_\theta^2}{r^2}}}. \quad (22)$$

See Fig. 7.

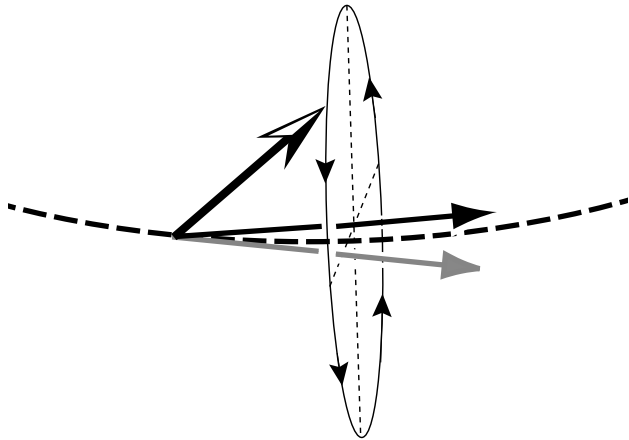


FIG. 7: The magnetic particle's spin (two-toned arrow) precesses rapidly around an axis (dark arrow) tilted slightly z -ward from the θ -direction (grey arrow), which is tangential to the magnetic field line (dashed arc). A post-adiabatic approximation that includes only geometric electromagnetism treats the spin component along the grey arrow as an adiabatic invariant. Incorporating 'geometric gravity' as well means using a more accurate adiabatic invariant, the spin component along the dark arrow.

This means that the adiabatic approximation is *not* exactly to average over α , but to average over the variable conjugate to $s_{\theta'}$. If we now re-write the Hamiltonian H in terms of $\sigma' = s_{\theta'}/s$ and its conjugate angle α' , we find

$$\begin{aligned} H &= \frac{p_r^2}{2} + \frac{p_\theta^2 + \varepsilon^2(1 - \sigma^2) \cos^2 \alpha}{2r^2} - \frac{\sigma'}{r} \sqrt{1 + \frac{\varepsilon^2 p_\theta^2}{r^2}} \\ &= \frac{p_r^2}{2} + \frac{p_\theta^2 + \varepsilon^2(1 - \sigma'^2) \cos^2 \alpha'}{2r^2} \\ &\quad - \frac{\sigma'}{r} \left(1 + \frac{\varepsilon^2 p_\theta^2}{2r^2} \right) + \mathcal{O}(\varepsilon^3). \end{aligned} \quad (23)$$

Averaging (23) over α' now produces H_{AD2} , with $\sigma \rightarrow \sigma'$. While $\sigma \rightarrow \sigma'$ is really a trivial change, since in the effective theory this quantity is simply a constant, this does resolve the concern we raised in the previous Section, immediately after Eqn. (17). The constant component $\bar{\sigma}$ of $\sigma(t)$ is the entire slow component of σ' (up to corrections of third order or higher); in replacing $\sigma'(0) \rightarrow \bar{\sigma}$, we are indeed discarding only fast components.

(An extra complication in this derivation of H_{AD2} is that the change of variables from $\alpha, \sigma \rightarrow \alpha', \sigma'$, without also changing p_r and p_θ , is not canonical. The non-vanishing Poisson brackets $[\sigma', p_r]$ and $[\sigma', \theta]$ are purely fast quantities, however, and this means that we can ignore this complication. If we also adjusted the momenta to keep our variables exactly canonical, extra terms not shown in (23) would appear when H was re-written; but these extra terms would then vanish in the averaging over α' .)

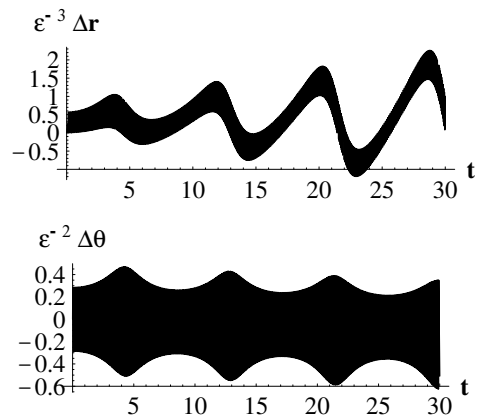


FIG. 8: The errors in the correct second order adiabatic approximation, evolution under H_{AD2} . Parameters are again $\varepsilon = 0.01$ and the initial conditions on the exact motion are the same as in Figs. 4-6, while the initial conditions for the H_{AD2} approximation are given in terms of the exact initial conditions by Eqns. (17). Note the change in vertical scale in comparison with Figs. 6 and 7. On this vertical scale the rapid component of the exact motion is quite large, but the unchanged horizontal scale is still too coarse to resolve it, producing the thick black bands.

As illustrated in Fig. 8, when ε is small, H_{AD2} with (17) is accurate for the slow motion even at $\mathcal{O}(\varepsilon^2)$. The power of the adiabatic approximation is truly remarkable: it ignores the small, rapid 'wobble' in the exact evolution, and it tracks the slow motion very accurately over many orbits. The contrast with Fig. 4 shows primarily the effects of correcting the initial conditions according to (17), which involves a first-order change in the adiabatic invariant σ from the instantaneous exact $\sigma(0)$. Comparing Figs. 5 and 6, however, shows that even with the improved initial conditions, the simpler approximations H_{GEM} and H_{SS} are not as accurate as H_{AD2} in the illustrated case. We now understand the failings of H_{GEM} ; and it was not clear in the first place why one should expect H_{SS} to be a good effective Hamiltonian. But in the case shown in Figs. 1-3, H_{SS} was really excellent. Why?

VI: PREFERRED CANONICAL CO-ORDINATES

The uncanny effectiveness of H_{SS} , even though it does not seem to be the correct adiabatic effective Hamiltonian H_{AD2} , is very simply explained: H_{SS} actually *is* the correct adiabatic effective Hamiltonian, in a different set of variables. If we perform the canonical change of variables $r \rightarrow r - \frac{1}{2}\varepsilon^2\sigma$ in H_{AD2} , then to second order in ε we obtain H_{SS} . Hence the heuristic evolution of Schmiebmayer and Scrinzi would disagree with the correct adiabatic result only at third or higher order in ε , if in comparing the two evolutions one also applied the

small constant shift in r , and used the more accurate initial conditions (17). See Fig. 9.

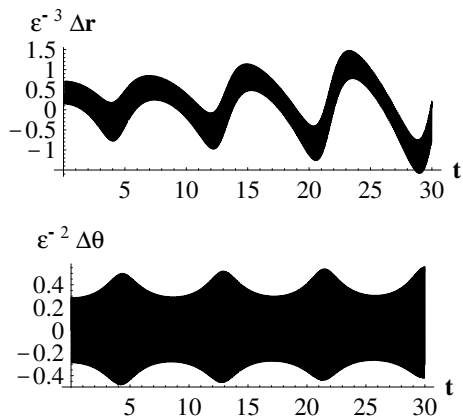


FIG. 9: The errors in the heuristic approximation of Schmiedmayer and Scrinzi, with the corrected initial conditions (17), and the co-ordinate shift described in the text. Evolution under H_{SS} proceeds from the shifted initial condition $\bar{r}(0) = 1.5 + \frac{1}{2}\varepsilon^2\bar{\sigma}$, and then $\bar{r}(t) - r(t) - \frac{1}{2}\varepsilon^2\bar{\sigma}$ is plotted as Δr . Note that the vertical scales are the same as in Fig. 6.

Using the trivial initial conditions instead of (17) amounted to an error in σ of $\varepsilon\sqrt{1 - \sigma^2(0)}/r(0)$, which was of order 1% in the case of Figs. 1-3, and not clearly discernible in the large-scale plot shown in our first three Figures. In the smaller $r(0)$ case of Fig. 4, close examination revealed the error. Taking the correct initial conditions, but failing to include the co-ordinate shift in r , led to the $\mathcal{O}(\varepsilon^2)$ error seen in Fig. 7. Yet this simple co-ordinate shift is in a sense the main reason why H_{SS} does so much better than H_{GEM} in the strongly precessing case of Figs. 1-3: since the canonical transformation relating H_{SS} and H_{AD2} is a constant shift in radius, even the most naive calculation with H_{SS} gives the orbital precession with full second-order post-adiabatic accuracy.

Just when everything at last seems clear, though, there is one final twist in the classical part of our story: see Fig. 10. In some respects the canonical co-ordinates yielding H_{SS} as the adiabatic effective Hamiltonian are significantly better than those yielding H_{AD2} . For one thing, H_{SS} itself is more easily solved than H_{AD2} , because it is effectively just the Kepler Hamiltonian with a renormalized p_θ .

More importantly, though, H_{AD2} contains a term proportional to $\varepsilon^2 r^{-3}$, while H_{SS} has no terms more singular than the r^{-2} centrifugal barrier. As long as r remains of order ε^0 , the more singular term causes no problems; but for $r < \sqrt{\varepsilon}$, the formally ε^2 correction in H_{AD2} is only smaller than the zeroth order σ/r term by $\mathcal{O}(\varepsilon)$, and the adiabatic hierarchy will begin to break down. Of course, since the exact Hamiltonian has nothing worse than r^{-2} , one of the things this breakdown implies is that the r^{-3} term is not really accurate when r is this small. So while

the r^{-3} term is quite accurate at $r \geq \mathcal{O}(\varepsilon^0)$, its singularity at small r is spurious – an artifact of an adiabatic expansion applied beyond its regime of validity.

In contrast, no hierarchy breakdown problems occur with H_{SS} until $r < \varepsilon$; and even then there is no severe disaster, because the zeroth order centrifugal barrier still dominates. So the variables of H_{SS} are better than those of H_{AD2} in that they greatly shrink the phase space region where the adiabatic approach fails, and also reduce the severity of the failure. And this advantage can translate into significantly more accurate results, as shown in Fig. 10. The highly eccentric orbit in this case, and the relatively large value of ε , mean that as the particle approaches the wire H_{AD2} suffers significantly in comparison with H_{SS} .

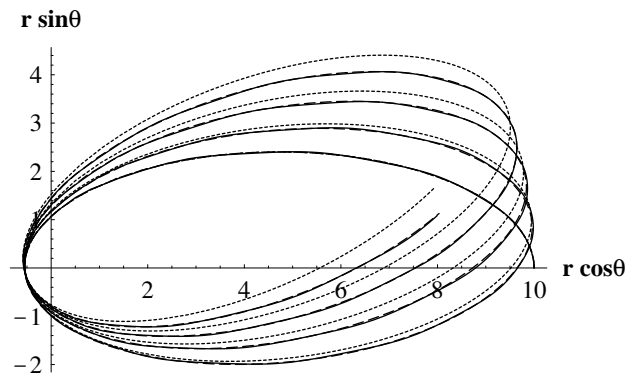


FIG. 10: The exact trajectory as in Fig. 1 (solid curve), with the adiabatic trajectories as given using H_{SS} (long dashes), and using H_{AD2} (short dashes). In both approximations the initial conditions are given by (17). For H_{SS} evolution, $r(0) = 10 + \varepsilon^2\bar{\sigma}/2$, and then $r(t) - \varepsilon^2\bar{\sigma}/2$ is plotted as the radius. This shift, and the improved initial conditions, make this corrected implementation of the Schmiedmayer-Scrinzi approximation even better than the naive implementation shown in Fig. 3: it is barely distinguishable from the exact curve. Although the two dashed trajectories should formally differ only by order ε^3 , the breakdown of the adiabatic hierarchy as the particle approaches the wire has a much more severe effect in the H_{AD2} co-ordinates than in the Schmiedmayer-Scrinzi co-ordinates.

This raises an interesting question in adiabatic theory. When the separation of time scales does not apply over the entire phase space, it may be that the nonadiabatic region (in which there is no time scale separation) can be patched into the adiabatic region (in which there is good separation of time scales) more smoothly with some canonical coordinates than with others. Is there a systematic way of identifying the better co-ordinates, in general? In this paper, we can do no more than raise this question as a subject for future investigation.

In classical mechanics this issue is not a problem if one simply avoids the nonadiabatic region, such as by considering orbits that maintain $r \gg \varepsilon$. In quantum mechanics, though, the problem is in principle much more severe.

The energy spectrum of H_{SS} is well behaved, and can even be obtained exactly (though H_{SS} itself is of course only a second order approximation); but the spectrum of H_{AD2} with positive σ is continuously unbounded from below. One can of course recognize the spuriousness of these negative energy states, and try to discard them in various ways. (Semiclassical calculations, for instance, will essentially reduce the advantages of H_{SS} over H_{AD2} to only those that we have noted classically.) If numerical methods are required, however, as they may well be for more complicated problems than the one we have been considering, a spurious singularity introduced by adiabatic elimination might be quite a serious obstacle.

VII: THE QUANTUM VECTOR KEPLER PROBLEM

That such problems can indeed arise quantum mechanically is confirmed by quantizing our vector Kepler problem. Keeping track of what our rescalings have done to the commutation relations, we find the time-independent Schrödinger equation corresponding to (9):

$$E\Psi = \frac{1}{2} \left(-\frac{\hbar^2}{J^2} \left[\frac{\partial^2}{\partial r^2} + \frac{1}{r} \frac{\partial}{\partial r} \right] + \frac{(1 - \varepsilon\sigma_z)^2}{r^2} \right) \Psi - \frac{\sigma_x}{r} \Psi, \quad (24)$$

where $\Psi = \Psi(r)$ is spinor-valued, $\sigma_{x,z}$ are the spin- s generalizations of the Pauli spin matrices divided by the total spin s , and E is the dimensionless energy eigenvalue. To obtain the equation in this form we have already used a θ -dependent spin basis such that s_x is in the local θ -direction, and set $p_\theta \rightarrow 1$.

Remembering what we learned classically about the tilting of the adiabatic invariant, we can make a shortcut to the correct approximation at second order in ε by introducing

$$\psi \equiv e^{-i\varepsilon \frac{s\sigma_y}{r}} \Psi. \quad (25)$$

Since \hbar/J is certainly of order ε , the terms that arise from the commutator between this r -dependent rotation and the kinetic term are of $\mathcal{O}(\varepsilon^3)$; but we should still keep the term linear in ∂_r , since $(\hbar/J)\partial_r \sim \hat{p}_r$ may be of order ε^0 . So up to second order, the result is

$$E\psi = \frac{1}{2} \left(-\frac{\hbar^2}{J^2} \left[\frac{\partial^2}{\partial r^2} + \frac{1}{r} \frac{\partial}{\partial r} \right] + \frac{1 + \varepsilon^2\sigma_z^2}{r^2} \right) \psi - i\varepsilon \frac{\hbar^2}{J^2} \frac{\sigma_y}{r^2} \frac{\partial}{\partial r} \psi - \frac{\sigma_x}{r} \left(1 + \frac{\varepsilon^2}{2r^2} \right) \psi. \quad (26)$$

The quantum analogue of the classical adiabatic approximation for problems like this one is the Born-Oppenheimer approximation. In (26) we now implement the Born-Oppenheimer approximation by considering an eigenstate of σ_x , with eigenvalue σ . We take the expectation value of the Hamiltonian in this state, and solve

the scalar Schrödinger equation

$$E\Phi = \frac{1}{2} \left(-\frac{\hbar^2}{J^2} \left[\frac{\partial^2}{\partial r^2} + \frac{1}{r} \frac{\partial}{\partial r} \right] + \frac{1 + \frac{1}{2}\varepsilon^2(\frac{s+\hbar}{s} - \sigma^2)}{r^2} \right) \Phi - \frac{\sigma}{r} \left(1 + \frac{\varepsilon^2}{2r^2} \right) \Phi, \quad (27)$$

which is clearly the quantized version of H_{AD2} .

If we at last define $\sqrt{r}\Phi(r) = \sqrt{r}f(r - \varepsilon^2\sigma/2)$ to effect the change of variables from H_{AD2} to H_{SS} without problems from the $r^{-1}\partial_r$ term, we obtain the quantized version of H_{SS} :

$$Ef = -\frac{\hbar^2}{2J^2} \left[\frac{\partial^2 f}{\partial r^2} + \frac{1}{r} \frac{\partial f}{\partial r} \right] + \frac{1 + \frac{1}{2}[\varepsilon(\varepsilon + \frac{\hbar}{J}) - 3\varepsilon^2\sigma^2]}{2r^2} f - \frac{\sigma}{r} f. \quad (28)$$

In principle then we must impose boundary conditions at $r = \varepsilon^2\sigma/2$ instead of at $r = 0$, but since at this small r we will have $f \sim r^{J/\hbar}$, we may safely ignore this point. The eigenvalue equation for f may then be solved exactly[10], giving us an adiabatic approximation to order ε^2 for the bound state energy eigenvalues of the exact problem:

$$E_n = -\frac{\sigma^2 J^2}{2\hbar^2} \frac{1}{(n - \frac{1}{2} + \tilde{m}_J)^2}, \quad (29)$$

where $n \in [1, 2, 3, \dots]$, and the ‘adiabatically corrected’ angular momentum quantum number is

$$\tilde{m}_J \equiv \frac{1}{\hbar} \sqrt{J^2 + [s(s + \hbar) - 3s^2\sigma^2]/2}. \quad (30)$$

Note that (29) is also obtained, to order ε^2 , by WKB quantization of (19).

For the special case $s = \hbar/2$, (29) is not only accurate to $\mathcal{O}(\varepsilon^2)$, but is actually exact [11]. This was precisely what motivated Schmiedmayer and Scrinzi to consider their effective Hamiltonian for general s . For other values of s and a range of values of J , numerical results in Ref. [9] show that (29) is actually accurate to $\mathcal{O}(\varepsilon^4)$. The success of the heuristic formula in [9] appeared to be the success of a mysterious rival to standard adiabatic theory; but the mysterious rival has now been revealed as standard adiabatic theory in a thin (but evidently useful) disguise.

Comparison with most other treatments of the quantum vector Kepler problem is not relevant, because they examine predominantly cases of small J , where the adiabatic method does not perform well. Ref. [12] provides numerical results in only one case where ε is really small, namely the exactly solvable case $s = \hbar/2$ and $J = 11\hbar/2$. The reported results of the adiabatic calculation in [12] show errors of order ε^4 in this case. As far we understand, it is only fortuitous that our results are actually better than this; but perhaps some advantage is due to

the fact that the adiabatic technique used in [12] is uncontrolled, whereas ours is a systematic expansion in the small parameter ε . The effective potential (for the bound channel) used in [12] is, in our units,

$$U_- = \frac{1 + \varepsilon^2}{2r^2} - \sqrt{r^{-2} + \varepsilon^2 r^{-4}}, \quad (31)$$

which is the exact lower eigenvalue of the the 2-by-2 potential matrix of (24) for $s = \hbar/2$. Expanding to $\mathcal{O}(\varepsilon^2)$ produces the potential H_{AD2} , with its problematic r^{-3} behaviour. As we have seen, the canonical transformation to H_{SS} effectively removes this spurious singularity. Since (31) is also well-behaved as $r \rightarrow 0$, and has the correct behaviour to $\mathcal{O}(\varepsilon^2)$ at large r , it is not surprising that it also gives results that are good at $\mathcal{O}(\varepsilon^2)$. Obtaining still better results, however, requires more than simply expanding U_- to higher order in ε .

VIII: DISCUSSION

Adiabatic methods are a remarkably powerful analytical tool. Their power often does seem to be remarkable, in the sense that they frequently deliver accuracy greater than one can naively expect. The robustness of adiabatic approximations has perhaps not yet been fully understood. For example, an interesting issue that we have raised in this paper concerns the possibility that the hierarchy of time scales, upon which adiabatic methods depend, may break down within a localized region of phase space. A classical system may then evolve outside this region for most of its history, so that its behaviour can be closely approximated adiabatically, but in a succession of intervals of ‘crisis’, it may pass briefly through the region where adiabatic methods fail to apply. During the interval of crisis the fast degrees of freedom do not decouple from the (nominally) slow ones, and so the precise state of the fast variables might affect the slow variables in ways that could persist after the crisis. Thus the fast degrees of freedom, which within the adiabatic regime are effectively hidden variables, could ‘emerge’ during crises.

While this kind of emergence of hidden variables has (presumably) nothing to do with quantum measurement, the classical phenomenon will have analogues in quantum mechanics. The effective Hamiltonians given by standard adiabatic techniques may be unreliable in some regions of Hilbert space. The result may in principle be spurious simplicity, but it may also be spurious complexity, in

that the adiabatic effective Hamiltonians may have singularities like the r^{-3} potential of our H_{AD2} , which are unphysical artifacts of applying the adiabatic formalism beyond its domain of applicability.

In difficult cases of this kind, whether quantum or classical, a kind of connection formula would seem to be needed, from which one could compute the time and phase space location at which the system would exit the region of adiabatic breakdown. In the problem studied in this paper, however, we have seen that a co-ordinate change can eliminate a spurious singularity, producing an effective Hamiltonian which does not seem to need a connection formula. It would clearly be desirable to determine whether this is simply a fortunate coincidence in this one case, or whether there may exist a general method of identifying the best co-ordinates, and minimizing the damage done by what we have called crisis regions.

-
- [1] J. Schmiedmayer, Phys. Rev. A 52, R13 (1995).
 - [2] A. Messiah, *Quantum Mechanics* (de Gruyter, 1979), Ch. 17.
 - [3] M.V. Berry, Proc. Roy. Soc. London A **392**, 45 (1984).
 - [4] A. Shapere and F. Wilczek eds., *Geometric Phases in Physics* (World Scientific, 1988).
 - [5] Y. Aharonov, E. Ben-Reuven, S. Popescu, and D. Rohrlich, Phys. Rev. Lett. 65, 3065 (1990).
 - [6] Y. Aharonov and A. Stern, Phys. Rev. Lett. 69, 3593 (1992).
 - [7] R.G. Littlejohn and S. Weigert, Phys. Rev. A **48**, 924 (1993).
 - [8] A. Krakovsky and J.L. Birman, Phys. Rev. A **51**, 50 (1995).
 - [9] J. Schmiedmayer and A. Scrinzi, Quantum Semiclass. Opt. **8**, 693 (1996).
 - [10] A simple adaptation to two dimensions of the solution of the hydrogen atom in, e.g.. C. Cohen-Tannoudji, B. Diu and F. Laloë, *Quantum Mechanics*, (John Wiley & Sons, 1977), p. 792 ff.
 - [11] G.P. Pron'kov and Yu. G. Stroganov, Sov. Phys. JETP 45, 1075 (1977); R. Blumel and K. Dietrich, Phys. Lett. 139A, 236 (1989); Phys. Rev. A 43, 22 (1991); A.I. Voronin, Phys. Rev. A 43, 29 (1991); L. Vestergaard Hau, J.A. Golovchenko, and M.M. Burns, Phys. Rev. Lett. 74, 3138 (1995).
 - [12] J.P. Burke, Jr., C.H. Greene, and B.D. Esry, Phys. Rev. A 54, 3225 (1996).