

Infinitely-fast diffusion in *Single-File Systems*

S.V. Nedeia,* A.P.J. Jansen,† and J.J. Lukkien‡

(Dated: November 19, 2018)

We have used Dynamic Monte Carlo(DMC) methods and analytical techniques to analyze Single-File Systems for which diffusion is infinitely-fast. We have simplified the Master Equation removing the fast reactions and we have introduced a DMC algorithm for infinitely-fast diffusion. The DMC method for fast diffusion give similar results as the standard DMC with high diffusion rates. We have investigated the influence of characteristic parameters, such as pipe length, adsorption, desorption and conversion rate constants on the steady-state properties of Single-File Systems with a reaction, looking at cases when all the sites are reactive and when only some of them are reactive. We find that the effect of fast diffusion on single-file properties of the system is absent even when diffusion is infinitely-fast. Diffusion is not important in these systems. Smaller systems are less reactive and the occupancy profiles for infinitely-long systems show an exponential behavior.

PACS numbers: 02.70.Uu, 02.60.-x, 05.50.+q, 07.05.Tp

I. INTRODUCTION

In one-dimensional systems such as zeolites or other porous structures, diffusion is a very important process. The pores of these structures that have the cross section somewhat larger than a benzene molecule, are modelled by *Single-File Systems*. In these systems particles move in a concerted fashion, as they are unable to cross each other. This process of *Single-File* diffusion has different characteristics from ordinary diffusion which affects the nature of both transport and conversion by chemical reactions. In [1] and [2] we have studied the steady-state and transient properties of this system. We have analysed different situations for diffusion rates and we have compared the results obtained from simulation and analytical techniques. Often diffusion is a very fast process compared to the other reactions in the system. We are thus interested to be able to model correctly infinitely-fast diffusion. For this purpose, we used DMC methods with high regular diffusion rates, assuming that these rates are high enough to model infinitely-fast diffusion.

Dynamic Monte Carlo methods for very high rates are not very efficient and the progress of the simulation is slow. Moreover, considering regular reactions rates it is always a problem to balance between making the diffusion rates high enough so that the infinitely-fast diffusion effects are correctly modelled and the performance of the simulation. We derive here a new method to simulate infinitely fast-diffusion in *Single-File Systems*, starting from the Master Equation.

The rate equations of some special limiting cases and an analytical description for the productivity of the system are also derived. We study also how the system be-

havior changes for different sets of kinetic parameters and different distributions of the reactive sites. We categorize also interesting results obtained for profile occupancies for different reactive system and different distribution of the reactive sites.

In section II we specify our mathematical model with the theoretical background for the analytical and simulation results. We introduce the Master Equation of the systems in section IIB and then we simplify the Master Equation removing the fast reactions in section IIC. In section IID1 and IID2 we present the simulation methods and we present a DMC algorithm for infinitely-fast diffusion. Different analytical results are presented in III. In section IVA and IVB we analyze different simulation results for the case when all the sites are reactive and when only some of the sites are reactive. We pay special attention to the influence of the length of the pipe and reaction rate constant on the site occupancy of the system.

II. THEORY

In this section we will give the theoretical background for our analytical and simulation results. First we will specify our model and we will derive a finite set of exact rate equations starting from the Master Equation [3]. These rate equations are used in order to derive expressions for the productivity in the system for special cases. We show that we can simplify the Master Equation describing the evolution of the system over time removing fast reactions. We use Dynamic Monte Carlo method for our simulation results and we give the description of a Dynamic Monte Carlo-like algorithm for infinitely-fast diffusion.

A. The Model

We model a *Single-File System* by a one-dimensional array of sites, each possibly occupied by an adsorbate.

*Electronic address: silvia@win.tue.nl; Department of Mathematics and Computer Science, Technical University of Eindhoven

†Department of Chemical Engineering, Technical University of Eindhoven

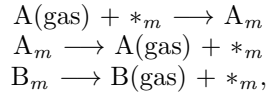
‡Department of Mathematics and Computer Science, Technical University of Eindhoven

This is the model of diffusion and reaction in a one-dimensional arrangements of particles with hard-core interaction. The sites are numbered $1, 2, \dots, S$. A particle can only move to the right or to the left if an adjacent site is vacant. The sites could be reactive and unreactive and we note with N_{prot} the number of reactive sites. A reactive site is the only place where a conversion may take place.

We consider two types of adsorbates, A and B, in our model and we denote with Y the site occupation of a site, $Y=(*, A, B)$, which stands for an vacant site, a site occupied by A, or a site occupied by a B, respectively. We restrict ourselves to the following mono and bi-molecular transitions.

a) Adsorption and desorption

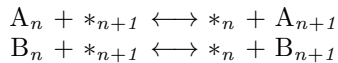
Adsorption and desorption take place only at the two marginal sites i.e., the left and rightmost sites at the ends of the system.



where subscripts m denotes a marginal site. Note that there is no B adsorption. B's can only be formed by a conversion.

b) Diffusion


In the pipe, particles are allowed to diffuse via hopping to vacant nearest neighbor sites.



where the subscripts are site indices: $n=1, 2, \dots, S-1$.

c) Conversion

An A can transform into a B at a reactive site.



In the initial state of the system all the sites are vacant (no particles in the pipe) as we are interested in the behavior of the system towards equilibrium.

B. Master Equation

Reaction kinetics is described by a stochastic process. Every reaction has a microscopic rate constant associated with it that is the probability per unit time that the reaction occurs. Stochastic models of physical systems can be described by a Master Equation. [3]

By α, β , we will indicate a particular configuration of the system i.e., a particular way to distribute adsorbates over all the sites. $P_{\alpha}(t)$ will indicate the probability of finding the system in configuration α at time t and $W_{\alpha\beta}$ is the rate constant of the reaction changing configuration β to configuration α .

The probability of the system being in configuration α at time $t + dt$ can be expressed as the sum of two terms. The first term is the probability to find the system already in configuration α at time t multiplied by the probability to stay in this configuration during dt . The second term is the probability to find the system in some other configuration β at time t multiplied by the probability to go from β to α during dt .

$$P_{\alpha}(t+dt) = (1-dt \sum_{\beta} W_{\beta\alpha})P_{\alpha}(t) + dt \sum_{\beta} W_{\alpha\beta}P_{\beta}(t) \quad (1)$$

By taking the limit $dt \rightarrow 0$ this equation reduces to a Master Equation:

$$\frac{dP_{\alpha}(t)}{dt} = \sum_{\beta} [W_{\alpha\beta}P_{\beta}(t) - W_{\beta\alpha}P_{\alpha}(t)]. \quad (2)$$

Analytical results can be derived as follow. The value of a property X is a weighted average over the values X_{α} which is the value of X in configuration α :

$$\langle X \rangle = \sum_{\alpha} P_{\alpha} X_{\alpha}. \quad (3)$$

From this follows the rate equation

$$\begin{aligned} \frac{d\langle X \rangle}{dt} &= \sum_{\alpha} \frac{dP_{\alpha}}{dt} X_{\alpha} \\ &= \sum_{\alpha\beta} [W_{\alpha\beta}P_{\beta} - W_{\beta\alpha}P_{\alpha}] X_{\alpha} \\ &= \sum_{\alpha\beta} W_{\alpha\beta}P_{\beta} (X_{\alpha} - X_{\beta}). \end{aligned} \quad (4)$$

C. Master Equation for infinitely-fast diffusion

We show that we can simplify the Master Equation removing the fast reactions. In order to remove fast reactions we stop distinguishing between configurations that can be transformed into each other by the fast reactions. We split all configurations into disjoint sets such that if C_i is one such a set and $\alpha, \beta \in C_i$, then α can be transformed into β , or vice versa by fast reactions. If we denote

$$\pi_i = \sum_{\alpha \in C_i} P_{\alpha},$$

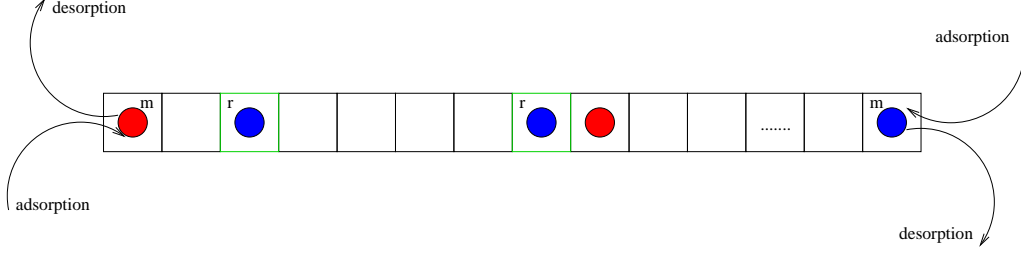


FIG. 1: Picture of a *Single-File System* with two types of adsorbed particles

we can derive the Master Equation for π_i .

$$\begin{aligned}
\frac{d\pi_i}{dt} &= \sum_{\alpha \in C_i} \frac{dP_\alpha}{dt} \\
&= \sum_{\alpha \in C_i} \sum_{\beta} [W_{\alpha\beta}P_\beta - W_{\beta\alpha}P_\alpha] \\
&= \sum_{\alpha \in C_i} \sum_j \sum_{\beta \in C_j} [W_{\alpha\beta}P_\beta - W_{\beta\alpha}P_\alpha] \\
&= \sum_j \left(\sum_{\alpha \in C_i} \sum_{\beta \in C_j} W_{\alpha\beta} \frac{P_\beta}{\pi_j} \right) \pi_j \\
&\quad - \sum_j \left(\sum_{\beta \in C_j} \sum_{\alpha \in C_i} W_{\beta\alpha} \frac{P_\alpha}{\pi_i} \right) \pi_i \\
&= \sum_j [\omega_{ij}\pi_j - \omega_{ji}\pi_i]
\end{aligned} \tag{5}$$

with $\omega_{ij} = \sum_{\alpha \in C_i} \sum_{\beta \in C_j} W_{\alpha\beta} \frac{P_\beta}{\pi_j}$.

We see that all fast reactions have disappeared; they only contribute to ω_{ii} , which can be left out of the ME. In order to calculate ω_{ij} , we need the conditional probabilities $\frac{P_\beta}{\pi_j}$. Because we have fast reactions connecting the β 's in C_j we may assume that these β 's are in steady-state with respect to each other. Hence, the conditional probability $\frac{P_\beta}{\pi_j}$ is nothing but the probability of β in steady-state if we restrict ourselves to the configurations in C_j .

D. Simulation methods

1. Dynamic Monte Carlo

DMC methods allow us to simulate the system governed by the Master Equation over time. We simplify the notation of the Master Equation by defining a matrix \mathbf{W} containing the rate constants $W_{\alpha\beta}$, and a diagonal matrix \mathbf{R} by $R_{\alpha\beta} \equiv \sum_{\gamma} W_{\gamma\beta}$, if $\alpha = \beta$, and 0 otherwise. If we put the probabilities of the configurations P_α in a

vector \mathbf{P} , we can write the Master Equation as

$$\frac{d\mathbf{P}}{dt} = -(\mathbf{R} - \mathbf{W})\mathbf{P}. \tag{6}$$

where \mathbf{R} and \mathbf{W} are time independent. We also introduce a new matrix \mathbf{Q} , $\mathbf{Q}(t) \equiv \exp[-\mathbf{R}t]$.

This matrix is time dependent by definition and we can rewrite the Master Equation in the integral form

$$\mathbf{P}(t) = \mathbf{Q}(t)\mathbf{P}(0) + \int_0^t dt' \mathbf{Q}(t-t')\mathbf{W}\mathbf{P}(t'). \tag{7}$$

By substitution we get from the right-hand-side for $P(t')$

$$\begin{aligned}
\mathbf{P}(t) &= [\mathbf{Q}(t) \\
&\quad + \int_0^t dt' \mathbf{Q}(t-t')\mathbf{W}\mathbf{Q}(t') \\
&\quad + \int_0^t dt' \int_0^{t'} dt'' \mathbf{Q}(t-t')\mathbf{W}\mathbf{Q}(t'-t'')\mathbf{W}\mathbf{Q}(t'') \\
&\quad + \dots] \mathbf{P}(0).
\end{aligned} \tag{8}$$

Suppose at $t = 0$ the system is in configuration α with probability $P_\alpha(0)$. The probability that, at time t , the system is still in configuration α is given by $Q_{\alpha\alpha}(t)P_\alpha(0) = \exp(-R_{\alpha\alpha}t)P_\alpha(0)$. This shows that the first term represents the contribution to the probabilities when no reaction takes place up to time t . The matrix \mathbf{W} determines how the probabilities change when a reaction takes place. The second term represents the contribution to the probabilities when no reaction takes place between times 0 and t' , some reaction takes place at time t' , and then no reaction takes place between t' and t . The subsequent terms represent contributions when two, three, four, etc. reactions take place. The idea of the DMC method is not to compute probabilities $P_\alpha(t)$ explicitly, but to start with some particular configuration, representative for the initial state of the experiment one wants to simulate, and then generate a sequence of other configurations with the correct probability. The method generates a time t' when the first reaction occurs according to the probability distribution $1 - \exp[-R_{\alpha\alpha}t]$. At time t' a

reaction takes place such that a new configuration α' is generated by picking it out of all possible new configurations β with a probability proportional to $W_{\alpha'\alpha}$. At this point we can proceed by repeating the previous steps, drawing again a time for a new reaction and a new configuration. [4, 5] One of the most popular DMC method in the literature is Random Selection Method(RSM) [4]. We use this method to simulate the Master Equation of our system.

2. A Dynamic Monte Carlo algorithm for infinitely-fast diffusion

In section C we have derived the ME distinguishing between configurations that can be transformed into each other by fast reactions. Starting from the ME(5) we give a DMC algorithm for simulating infinitely-fast diffusion. For our model, diffusion is much faster than adsorption and desorption, so the sets are all configurations that are connected by diffusion. These sets can be labeled only by the sequences of particles A and B, as only the number of A and B particles and their order in the pipe is important to distinguish the configurations within a set. Moreover, all probabilities of configurations within a set are the same. This means that $\frac{\pi_j}{P_\beta}$ is the number of configurations in C_j . There are $\binom{S}{n}$ ways to distribute n particles over S sites. We have then

$$\frac{P_\beta}{\pi_n} = \binom{S}{n}^{-1},$$

with $P_\beta \in C_n$. The summation $\sum_{\beta \in C_n}$ sums over $\binom{S}{n}$ configurations. However, for adsorption the left-most or the right-most site should be vacant. This gives us $\binom{S-1}{n}$ possible configurations. Each of these gives just one configuration in the summation over α . So we get

$$\omega_{ads} = 2W_{ads} \frac{\binom{S-1}{n}}{\binom{S}{n}} = 2W_{ads} \frac{S-n}{S} = 2W_{ads}(1-\theta), \quad (9)$$

where ω_{ads} is the transition probability for the transition from a configuration within the set with n particles to a configuration within the set with $n+1$ particles. Similarly we find that

$$\omega_{des} = 2W_{des} \frac{\binom{S-1}{n-1}}{\binom{S}{n}} = \frac{2W_{des}n}{S} = 2W_{des}\theta. \quad (10)$$

In both expressions $\theta = \frac{n}{S}$ is the coverage.

The Dynamic Monte Carlo (DMC) algorithm that we have used to simulate the system consists of the following steps:

1. Compute the time for the next adsorption or desorption. If the current time is t then the time for that process is $t + \Delta t$ with

$$\Delta t = -\frac{\ln r}{2(1-\theta)W_{ads} + 2\theta W_{des}} \quad (11)$$

where r is a random number picked from the uniform distribution on the interval $(0, 1]$ and θ is the probability that the marginal site is occupied. With infinitely fast diffusion this probability is given by $\theta = (N_A + N_B)/S$ with N_A and N_B the number of A's respectively B's in the system.

2. Compute for each A in the system a time when it will transform into a B. This time is given by $t + \tau$ with

$$\tau = -\frac{\ln r}{PW_{rx}}. \quad (12)$$

In this expression P stands for the probability that the A is at a protonic site. If we number the particles in the system from left to right $1, 2, \dots, N_A + N_B$ and the sites also from left to right $1, 2, \dots, S$ then the probability that particle number n is at site number s , P_n^s , is given by

$$P_n^s = \frac{\binom{s-1}{n-1} \binom{S-s}{N_A + N_B - n}}{\binom{S}{N_A + N_B}}. \quad (13)$$

P for particle n is then the sum of this expression over all protonic sites

$$P = \sum_{s=1}^S P_n^s \delta_s, \quad (14)$$

where $\delta_s = 1$ if site s is protonic.

3. Change those A's with $\tau < \Delta t$ into B's.
4. Determine the next process at the marginal sites. It is an adsorption with probability proportional to $(1-\theta)W_{ads}$ and a desorption with probability proportional to θW_{des} . The process is equally likely to occur on the left- or the right-hand-side.
5. Change the number of particles in the system according to the next process at the marginal sites.
6. Update the time.
7. Repeat steps 1 to 6.

III. ANALYTICAL RESULTS

In this section, for some special cases such as low loading limit and fast and slow reaction, we are able to derive some expressions for the productivity in the steady-state. For the case of low loading limit we can also derive the rate equations of the system.

A. The low loading limit.

In this case we can assume that there is never more than one particle in the system. The following rate equations then hold.

$$\begin{aligned} \frac{d\langle A \rangle}{dt} &= \frac{2W_{\text{ads}}}{S} \langle * \rangle - \frac{2W_{\text{des}}}{S} \langle A \rangle \\ &\quad - \frac{W_{\text{rx}}}{2N_{\text{inert}} + 1} \langle A \rangle \\ \frac{d\langle B \rangle}{dt} &= -\frac{2W_{\text{des}}}{S} \langle A \rangle + \frac{W_{\text{rx}}}{2N_{\text{inert}} + 1} \langle A \rangle \end{aligned} \quad (15)$$

Here $\langle X \rangle$ is the probability that there is an X at an arbitrary site. For steady state we get

$$\begin{aligned} \langle A \rangle &= \frac{2W_{\text{ads}}W_{\text{des}}}{(W_{\text{ads}} + W_{\text{des}})(2W_{\text{des}} + N_{\text{prot}}W_{\text{rx}})} \\ \langle B \rangle &= \frac{N_{\text{prot}}W_{\text{ads}}W_{\text{rx}}}{(W_{\text{ads}} + W_{\text{des}})(2W_{\text{des}} + N_{\text{prot}}W_{\text{rx}})} \end{aligned} \quad (16)$$

From this we immediately get the turnover frequency

$$\omega_{\text{TOF}} = \frac{2W_{\text{ads}}W_{\text{des}}W_{\text{rx}}}{(W_{\text{ads}} + W_{\text{des}})(2W_{\text{des}} + N_{\text{prot}}W_{\text{rx}})}. \quad (17)$$

We see that in this limit the turnover frequency does not depend on the system size.

Comparing the number of B's produced from the analytical results with the DMC results for the case when $W_{\text{ads}} = 0.0033$, $W_{\text{des}} = 0.9967$, $W_{\text{rx}} = 0.1$ and different distributions of the reactive sites, we remark that we get similar results.

B. Fast and slow A \rightarrow B reaction.

If the reaction is fast, and there are not too many particles in the system, then all particles in the system are Bs. This means

$$\langle B \rangle = \frac{W_{\text{ads}}}{W_{\text{ads}} + W_{\text{des}}}, \quad (18)$$

and

$$\omega_{\text{TOF}} = \frac{1}{N_{\text{prot}}} \frac{2W_{\text{ads}}W_{\text{des}}}{W_{\text{ads}} + W_{\text{des}}}. \quad (19)$$

The restriction of not too many particles is necessary, because particles should all always be able to reach a protonic site. This means

$$\frac{W_{\text{ads}}}{W_{\text{ads}} + W_{\text{des}}} \ll \frac{N_{\text{inert}}}{S} \quad (20)$$

must hold. This relation depends on the distribution of the reactive sites. When reaction is fast this means that it depends on the distance from the margins to the first protonic site.

Comparing the site occupancy with B's(20) with results from the DMC simulations, we find that for the reaction rate constants ($W_{\text{ads}}=0.03333$, $W_{\text{des}}=0.96667$, $W_{\text{rx}}=10$ and all the sites reactive, the results are similar.

If the reaction is slow, then there are only occasionally B's in the system. This means

$$\langle A \rangle = \frac{W_{\text{ads}}}{W_{\text{ads}} + W_{\text{des}}}. \quad (21)$$

All particles in the system will be renewed between two subsequent formations of a B. Therefore

$$\omega_{\text{TOF}} = \frac{W_{\text{ads}}W_{\text{rx}}}{W_{\text{ads}} + W_{\text{des}}}. \quad (22)$$

Comparing the site occupancy with A's(23) with results from the DMC simulations, we find that for the reaction rates constants $W_{\text{ads}}=0.03333$, $W_{\text{des}}=0.96667$, $W_{\text{rx}}=0.001$ and all the sites reactive, the results are similar.

IV. SIMULATION RESULTS AND DISCUSSION

A. All sites reactive

We remark that DMC methods with regular high rates for diffusion tend to give similar results as DMC method for infinitely-fast diffusion described in section IID 2. The results of this comparisons are in figure 3. We conclude that the DMC method for infinitely-fast diffusion we have defined is a correct method to simulate the behavior of the system in the limit $W_{\text{diff}} \rightarrow \infty$.

In [1] we have seen that for the case when all the sites are reactive, the site occupancies of the system obtained from DMC simulations show that the system is not homogeneous even for very fast diffusion rates. We find the same effect also using DMC for infinitely-fast diffusion, for different loadings and for different reaction rate constants.

We study also the dependence of the occupancy profiles on the reaction rate constant at different loadings of the system.

The simulation results in figure 2 show how the shape of the profiles changes with reaction rate W_{rx} for high and low loading of the pipe, when all the sites are reactive. We find that for high loadings, as an effect of the blocking, the middle sites have the same probability to be occupied for both fast and slow reactive system. Only the occupancy of marginal sites is influenced by the reactivity, such that in fast reactive systems we have a higher probability to have a B near the marginal sites, and, in consequence, a better productivity. For slow reactive systems, the occupancy profiles are scaled with reaction rate constant. We notice that the productivity is growing increasing reaction rate in case of low loading systems almost as fast as in the case of the high loading systems

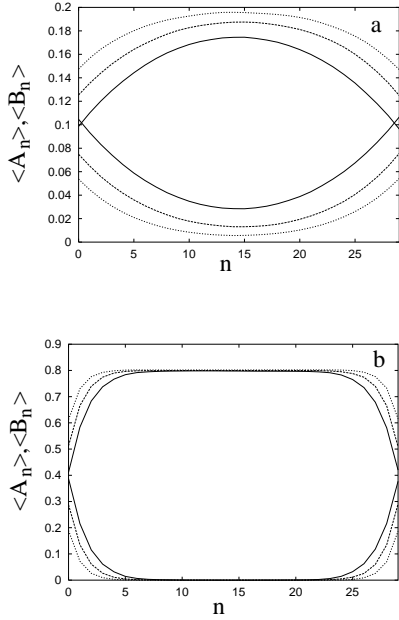


FIG. 2: a) Dynamic Monte Carlo results for site occupancy for the case of infinitely-fast diffusion and low loading ($W_{\text{ads}} = 0.2$, $W_{\text{des}} = 0.8$) of a system of length $S = 30$. The continuous line is for the site occupancy for $W_{\text{rx}} = 0.1$, the first dotted line near the continuous line is for $W_{\text{rx}} = 0.2$, and the second is for $W_{\text{rx}} = 0.4$. b) Dynamic Monte Carlo results for site occupancy for the case of infinitely-fast diffusion and high loading ($W_{\text{ads}} = 0.8$, $W_{\text{des}} = 0.2$) of a system of length $S = 30$. The continuous line is for the site occupancy for $W_{\text{rx}} = 0.1$, the first dotted line near the continuous line is for $W_{\text{rx}} = 0.2$, and the second is for $W_{\text{rx}} = 0.4$.

because of the diminished effect of the blocking in the pipe. Comparing for instance the rate of growth for B production when reaction rate constant is increasing from $W_{\text{rx}} = 0.1$ to $W_{\text{rx}} = 0.4$ ($B_{\text{prod}}^{W_{\text{rx}}=0.4} - B_{\text{prod}}^{W_{\text{rx}}=0.1}/S$), in case of low loading ($\theta = 0.2$) and high loading ($\theta = 0.8$), we find almost the same rate of growth in both the cases, and this is 0.5.

In figure 4 we have the logarithmic shape of the occupancy profiles for A and B. These profiles show that smaller systems are less reactive as less As are inside the pipe. This explains the faster decrease of $\langle A_n \rangle$ for small systems in figure 4. For infinitely-long systems we expect to have straight lines corresponding to an exponential decrease of $\langle A_n \rangle$.

B. Only some of the sites reactive

For all the sites reactive, in paper [1], we have shown that even when $W_{\text{diff}} \rightarrow \infty$, DMC results with regular high diffusion rates indicate that the system doesn't become homogeneous. Using DMC for infinitely-fast diffusion we find that also for different distribution of the

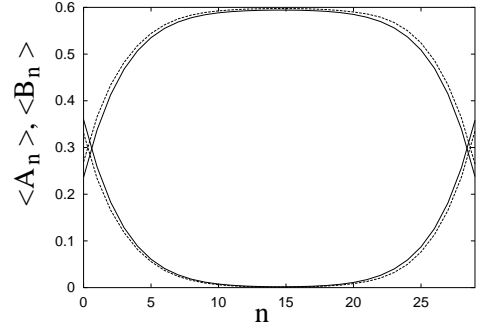


FIG. 3: Profile occupancies for a system of length $S = 30$, $W_{\text{ads}}=0.6$, $W_{\text{des}}=0.4$ and $W_{\text{rx}}=0.1$. The continuous lines are the profile occupancies for A (the lower) and B (the higher) using DMC for infinitely-fast diffusion. The dotted lines are the profile occupancies for A (the lower) and B (the higher) using DMC with a regular high rate for diffusion ($W_{\text{diff}} = 1600$).

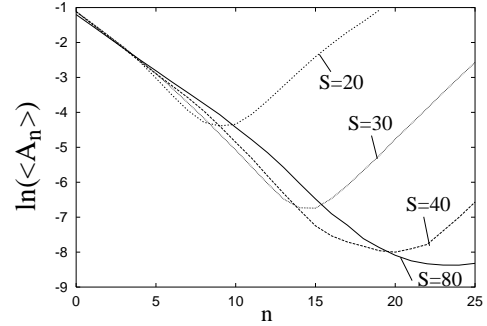


FIG. 4: The logarithm of the DMC (Random Selection Method) profile occupancies ($\langle A_n \rangle$) for $W_{\text{ads}} = 0.6$, $W_{\text{des}} = 0.4$, $W_{\text{rx}} = 0.1$, and when all the sites are reactive, for various system sizes S .

reactive sites we find a non-homogeneous distribution of the particles in the system. In figure 5 we can see that for marginal sites reactive and for middle sites reactive as well, we have single-file effects also for infinitely-fast diffusion for different rates of reactions.

We notice that the profiles in case of high loadings are very slowly dependent on conversion, both for middle and for marginal sites reactive. Comparing with simulation results for occupancy profiles in [1], where middle sites and marginal sites are reactive, and for regular diffusion rate constants in the domain ($2 \dots 10$), we notice that the profiles are similar. We can conclude that as the effect of infinitely-fast diffusion is absent for Single-File Systems, the diffusion is not so important in these systems.

For low loading, when marginal sites are reactive, the occupancy profiles are scaled with W_{rx} . We notice that conversion in figure 5 is the rate determining step. In this case, the middle sites doesn't have the same occupancy

for different reaction rate constants like in the case of all the sites reactive but are strongly dependent on W_{rx} .

We notice also that the productivity in case marginal sites are reactive is growing faster increasing the reaction rate constants at low loadings than at high loadings. Comparing, for instance, the rate of growth for B production B_{prod} when reaction rate constant is increasing from $W_{rx} = 0.1$ to $W_{rx} = 0.4$, in case of low loading ($\theta = 0.2$) and high loading ($\theta = 0.8$), we find that the rate of growth of B productivity at low loadings (0.3) is larger than at high loadings (0.25).

When we have middle sites reactive we have higher probability to find A's near marginal sites. The productivity is smaller than in all the other cases. The profiles are again scaled with W_{rx} for low loadings. For high loadings and middle sites reactive, the profiles for different conversion rates are almost similar, so the productivity can only be increased in this case only increasing the number of reactive sites.

V. SUMMARY

We have used DMC methods and analytical techniques to analyze Single-File Systems for which diffusion

is infinitely-fast. We simplified the ME removing fast diffusion and we have presented a DMC algorithm for infinitely-fast diffusion that simulate this ME. We show that DMC with regular high rates gives the same results as DMC for infinitely-fast diffusion. The fundamental assumption considered for infinitely-fast diffusion in the analytical results is that all configurations related by diffusion have the same probability.

In the limiting cases such as low loading limit and slow and fast conversion, we are able to derive expressions for the B productivity. We notice that the number of Bs produced per unit time in these cases doesn't depend on the system size. Comparisons between analytical and DMC results reveal similar results for the productivity.

DMC results show that when all the sites are reactive and when only some of the sites are reactive, diffusion has no influence on the single-file properties of the system. Different results for the dependencies of the occupancy profiles and productivity on the reaction rate constant and different distributions are categorized. The occupancy profiles show that smaller systems are less reactive as less As are inside the pipe.

-
- [1] S.V.Nedea, A.P.J.Jansen, J.J.Lukkien, and P.A.J.Hilbers, Phys.Rev.E **38**, 415 (2002).
 - [2] S.V.Nedea, A.P.J.Jansen, J.J.Lukkien, and P.A.J.Hilbers, Phys.Rev.E (2002).
 - [3] V. Kampen, *Stochastic Processes in Physics and Chemistry* (Elsevier Science Publishers B.V., 1981).
 - [4] J. Lukkien, J. Segers, P.A.J.Hilbers, R.J.Gelten, and A.P.J.Jansen, Phys.Rev.E **58**, 2598 (1998).
 - [5] R.J.Gelten, A.P.J.Jansen, R. Santen, J.J.Lukkien, and P. Hilbers, J.Chem.Phys. **108**(14), 5921 (1998).
 - [6] R.J.Gelten, R. Santen, and A.P.J.Jansen, *Dynamic Monte Carlo simulations of oscillatory heterogeneous catalytic reactions in P.B. Balbuena and J.M.Seminario* (Elsevier, Amsterdam, 1999).
 - [7] H. Mamada and F. Takano, J. Phys. Soc. Japan **25**, 675 (1968).
 - [8] R.J.Gelten, R. Santen, and A.P.J.Jansen, Israel J.Chem. **38**, 415 (1998).
 - [9] A.P.J.Jansen, Comput. Phys. Comm. **86**, 1 (1995).
 - [10] J. Segers, *Algorithms for the Simulation of Surface Processes* (Ph.D. thesis, Eindhoven University of Technology, 1999).
 - [11] K. Binder, *Monte Carlo methods in Statistical Physics* (Springer, Berlin, 1986).
 - [12] D. Gillespie, J.Comput.Phys. **22**, 403 (1976).
 - [13] D. Gillespie, J.Phys.Chem. **81**, 2340 (1977).
 - [14] J.Mai, V. Kuzovkov, and W. Niessen, J.Chem.Phys. **100**(8), 6073 (1994).
 - [15] J.Mai, V. Kuzovkov, and W. Niessen, J.Chem.Phys. **100**(11), 8522 (1994).
 - [16] R. J. Baxter, *Exactly solved models in statistical mechanics* (Academic Press, New York, 1982).
 - [17] M. Smoluchowski, Z. Phys. Chem. **92**, 129 (1917).
 - [18] A. J. Guttmann, *Asymptotic analysis of power-series expansions in Phase transitions and critical phenomena* (Academic Press, 1989).
 - [19] D. J. Amit, *Field theory, the renormalization group, and critical phenomena* (World Scientific, Singapore, 1984).
 - [20] T. M. Liggett, *Interacting particle systems* (Springer, Berlin, 1985).
 - [21] H. Spohn, *Interacting particle systems* (Springer, Berlin, 1991).
 - [22] B. M. McCoy and T. T. Wu, *The two-dimensional Ising model* (Harvard University Press, Cambridge, 1973).
 - [23] A. M. Polyakov, Sov. Phys. JETP Lett. **12**, 381 (1970).
 - [24] J. L. Cardy, *Phase transitions and critical phenomena* (Academic Press, New York, 1987).
 - [25] M. Henkel, *Conformal Invariance and Critical Phenomena* (Springer Verlag, Berlin, 1999).
 - [26] B. Schmittmann and R. K. P. Zia, *Statistical mechanics of driven diffusive systems in Phase transitions and critical phenomena* (Academic Press, New York, 1995).
 - [27] J. Marro and R. Dickman, *Nonequilibrium phase transitions in lattice models* (Cambridge University Press, Cambridge, 1998).
 - [28] F. C. Alcaraz, M. H. M. Droz, and V. Rittenberg, Ann. Phys. (N.Y.) **230**, 250 (1994).
 - [29] B. Derrida and M. Evans, Cambridge University Press, U.K. (1997).
 - [30] B. Derrida and M. R. Evans, J. Phys. A **32**, 4833 (1999).
 - [31] B. Derrida, V. Hakim, and R. Zeitak, Phys. Rev. Lett. **77**, 2871 (1996).
 - [32] Ben-Naim and P. L. Krapivsky, J. Phys. A **27**, 481 (1994).

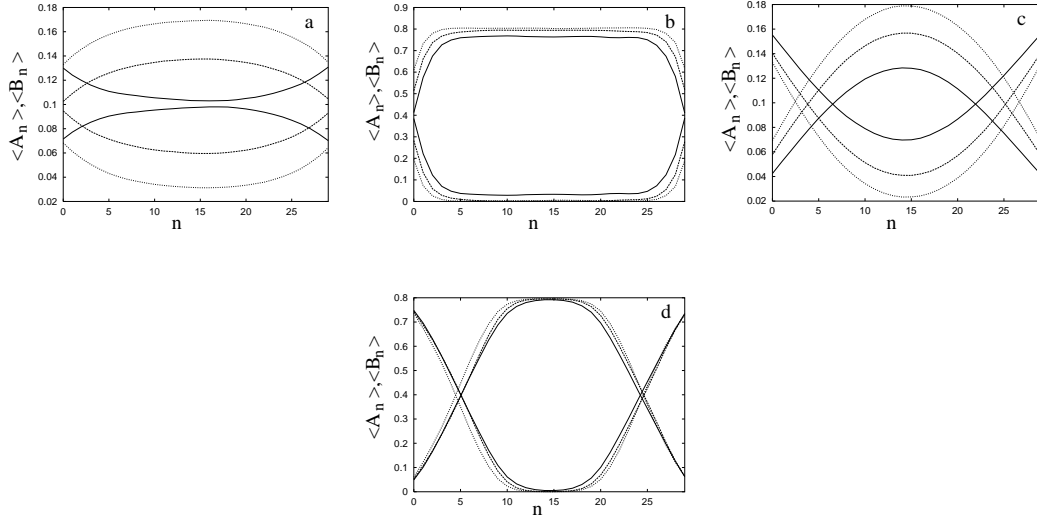


FIG. 5: Dynamic Monte Carlo results for site occupancy for the case of infinitely-fast diffusion. The first two figures (a,b) are for the case of 5 marginal sites reactive at each end and the last two (c,d) for the case of 10 middle sites reactive. The first figure is for the case of low loading ($W_{\text{ads}} = 0.2$, $W_{\text{des}} = 0.8$), and the second for high loading ($W_{\text{ads}} = 0.8$, $W_{\text{des}} = 0.2$) at different reaction rates ($W_{\text{rx}} = 0.1, 0.2, 0.4$). The third and the fourth figures are for the same parameters as the first and the second, but for the case of 10 middle sites reactive.

- [33] V. Privman, *Nonequilibrium statistical mechanics in one dimension* (Cambridge University Press, U. K., 1997).
- [34] M. R. Evans, N. Rajewsky, and E. R. Speer, *J. Stat. Phys.* **95**, 45 (1999).
- [35] L. H. Gwa and H. Spohn, *Phys. Rev.* **A 46**, 844 (1992).
- [36] F. C. Alcaraz, *Int. J. Mod. Phys* **B 8**, 3349 (1994).
- [37] C. R. Doering, M. A. Burschka, and W. Horsthemke, *J. Stat. Phys.* **65**, 953 (1991).
- [38] B. Derrida, E. Domany, and D. Mukamel, *J. Stat. Phys.* **69**, 667 (1992).
- [39] G. Schutz and E. Domany, *J. Stat. Phys.* **72**, 277 (1993).
- [40] B. Derrida, M. R. Evans, V. Hakim, and V. Pasquier, *J. Phys.* **26**, 1493 (1993).
- [41] J.G. Tsikoyannis and J. Wei, *Chem. Eng. Sci.* **46**, 233 (1991).
- [42] C. Rödenbeck, J. Kärger, and K. Hahn, *Physical Review E* **55**, 5697 (1997).
- [43] M. S. Okino, R. Q. Snurr, H. H. Kung, J. E. Ochs, and M. L. Mavrouniotis, *J. Chem. Phys.* **111**, 2210 (1999).
- [44] R. Dickman and I. Jensen, *Phys. Rev. Lett.* **67**, 2391 (1991).
- [45] G. Grinstein, Z. W. Lai, and D. A. Browne, *Phys. Rev. A* **40**, 4820 (1989).
- [46] R. Dickman and M. Burschka, *Phys. Lett. A* **127**, 132 (1988).