

Radiative charge transfer lifetime of the excited state of $(\text{NaCa})^+$

Oleg P. Makarov, R. Côté, H. Michels, and W. W. Smith
Department of Physics, University of Connecticut, Storrs, CT, 06269-3046
(dated: October 17, 2019)

New experiments were proposed recently to investigate the regime of cold atomic and molecular ion-atom collision processes in a special hybrid neutral-atom {ion trap under high vacuum conditions. The collisional cooling of laser pre-cooled Ca^+ ions by ultracold Na atoms is being studied. Modeling this process requires knowledge of the radiative lifetime of the excited singlet A^1+ state of the $(\text{NaCa})^+$ molecular system. We calculate the rate coefficient for radiative charge transfer using a semiclassical approach. The dipole radial matrix elements between the ground and the excited states, and the potential curves were calculated using Complete Active Space Self-Consistent field and Moller-Plesset second order perturbation theory (CASSCF/MP2) with an extended Gaussian basis, 6-311+G (3df). The semiclassical charge transfer rate coefficient was averaged over a thermal Maxwellian distribution. In addition we also present elastic collision cross sections and the spin-exchange cross section. The rate coefficient for charge transfer was found to be $2.3 \cdot 10^{-16} \text{ cm}^3/\text{sec}$, while those for the elastic and spin-exchange cross sections were found to be several orders of magnitude higher. This confirms our assumption that the milli-Kelvin regime of collisional cooling of calcium ions by sodium atoms is favorable with the respect to low loss of calcium ions due to the charge transfer.

PACS numbers: 34.50.-s, 82.20.Pm, 82.30.Fi, 34.80.Qb

Recently, we proposed experiments on simultaneously cooling and trapping ions and atoms in the same confined space [1]. The proposed experiments will investigate the regime of cold atomic and molecular ion-atom collision processes in a special hybrid neutral-atom {ion trap under high vacuum collisions. The idea is to use the techniques of laser cooling, trapping and manipulation of cold neutral atoms to make a refrigerator for the sympathetic cooling of an overlapping sample of atomic or molecular ions to very low temperatures. We intend to probe fundamental collision processes and cooling kinetics in as low a temperature range as possible.

The hybrid trap we are building consists of a conventional magneto-optic neutral atom trap (MOT) combined with a linear Paul radiofrequency quadrupole trap. The linear Paul trap, with longitudinal electrostatic confinement, is chosen so as to suppress most of the micromotion and r.f. heating associated with conventional Paul traps [2].

To calculate the cross sections and rate coefficients for the charge transfer and the elastic and spin-exchange collisions we have performed *ab initio* calculations of the adiabatic potential curves for $(\text{NaCa})^+$ molecular system in the X^1+ , a^3+ and A^1+ states, which go asymptotically to the ground $(\text{Na}^+ + \text{Ca})$ and excited $(\text{Ca}^+ + \text{Na}(3s))$ states of the ion-atom quasimolecular system. The method used was second order Moller-Plesset perturbation theory (MP2) using a Gaussian triple zeta+ diffuse polarization basis set, 6-311+G (3df). This basis set included three sets of d-polarization functions

and one set of f-polarization functions in addition to a diffuse function on each atomic center. The first excited A^1+ state was optimized for the second root of a CASSCF (Complete Active Space Self-Consistent Field) using eight orbitals in the active space. This was followed with an MP2 (Moller-Plesset second order perturbation theory) correction to the optimized CASSCF energy.

Figure 1 shows the potential curves of the ground and excited states of $(\text{NaCa})^+$ molecular system in atomic units (a.u.). The curves were obtained by performing a cubic spline fit to the calculated points. At small internuclear separations R , the potential curves were approximated with the short-range potential of the form $V(R) = (A/R) \exp(-BR)$, where A and B are fitting parameters, and for $R > 30$ a.u., the potential curves were fitted with the appropriate long-range potentials. For the ground state X^1+ , the long-range potential was of the form

$$V(R) = \frac{1}{2} \left(\frac{162.7}{R^4} + \frac{1902}{R^6} + \frac{55518}{R^8} \right) - 0.05 R^{2.254} \exp(-0.615 R); \quad (1)$$

which was adapted from the previous work [3] on a similar system Na_2^+ . For the excited states, the form of the long-range potential was

$$V(R) = \frac{1}{2R^4} = \frac{156}{2R^4}; \quad (2)$$

where $\alpha = 156$ a.u. is the polarizability of the sodium atom.

Figure 2 shows the calculated radial dipole matrix element between X^1+ and A^1+ states fitted with cubic splines. The dipole matrix elements were calculated for $R > 8 a_0$ only, since for our purposes the problem did not

Electronic address: Oleg.Makarov@UConn.edu

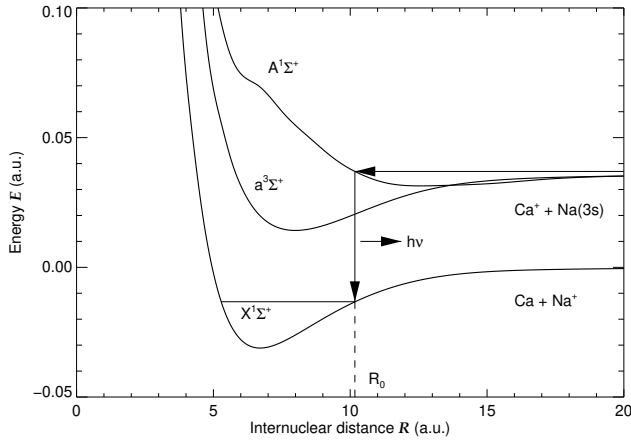


FIG. 1: A diatomic potential curves for selected states of the $(\text{NaCa})^+$ molecular system. R_0 is a classical turning point. Shown is a free-bound radiative transition with the emission of a photon $h\nu$.

require the exact knowledge of the dipole radial matrix elements at smaller distances. At small distances there is little overlap between the wavefunctions of the ground and excited states for the energies of the approaching sodium atoms considered here. At milli-Kelvin energies of the sodium atoms, the classical turning point R_0 was found to be always to the right of $R = 8 a_0$.

The rate coefficient for radiative charge transfer may be expressed as an integral of the transition probability over the collision path, averaged over the initial velocities and the impact parameters [4]. The semiclassical cross section may be expressed as [5]

$$\sigma(E) = 2 \int_0^\infty \frac{2}{E} \int_{R_0}^\infty \frac{A(R)}{[1 - \frac{V(R)}{E}]^2} dR db; \quad (3)$$

where μ is the reduced mass, E is the kinetic energy, b is the impact parameter, R_0 is the classical turning point (distance of closest approach), $A(R)$ is the Einstein spontaneous emission transition probability, and $V(R)$ is the entrance channel potential curve. The monoenergetic collision rate is given by

$$R(E) = \sigma(E) v = \sigma(E) \frac{2E}{\mu}; \quad (4)$$

Substituting Eq. (3) into Eq. (4) and averaging Eq. (4) over the Maxwellian velocity distribution at temperature T , with

$$f(E) = \frac{2}{\pi} \frac{1}{kT} \frac{3}{2} \frac{p}{E} e^{-E/kT}; \quad (5)$$

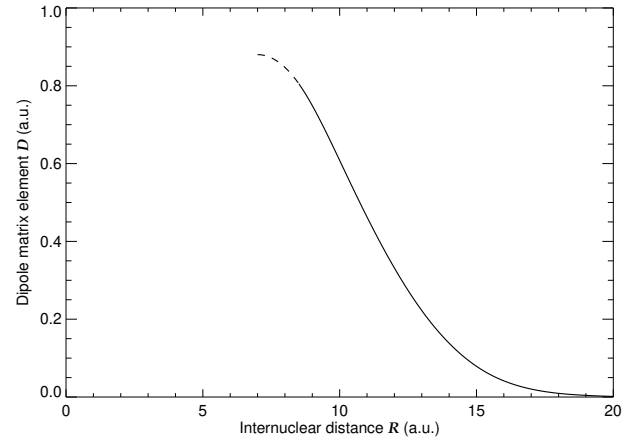


FIG. 2: Calculated radial transition dipole matrix elements. The matrix elements are calculated at distances $R > 8 a.u.$ only, because the current problem did not require the knowledge of the matrix elements at lower inter-nuclear distances due to small energies of the approaching sodium atoms.

we obtain for the rate coefficient \bar{R} [6]:

$$\bar{R} = \frac{p}{8} \frac{1}{kT} \int_{R_0}^\infty \frac{A(R) e^{-E/kT}}{[1 - \frac{V(R)}{E}]^2} dR; \quad (6)$$

The transition probabilities were obtained using the expression

$$A(R) = \frac{4}{3} \frac{e^2}{\hbar^2} \frac{1}{R^2} |D(R)|^2; \quad (7)$$

where e is the fine structure constant, and

$$D(R) = V_n(R) - V_{n^0}(R); \quad (8)$$

The integrations of the Eq. (6) were evaluated numerically for temperatures ranging from 1 mK to 1000 K. The rate coefficient was found to be independent of temperature and was practically constant with the value of $\bar{R} = 2.3 \times 10^{-16} \text{ cm}^3/\text{sec}$. With the attainable densities of ultracold sodium atoms of the order of $n = 10^9 - 10^{11} \text{ cm}^{-3}$, the rate coefficient gives for the radiative lifetime of the excited $A^1\Sigma^+$ state

$$\tau = 1/(\bar{R}n) \approx 4 \times 10^4 - 4 \times 10^6 \text{ sec}; \quad (9)$$

or in the range from several hours to several days. Parenthetically, we note that, although charge transfer without photon emission is possible at higher collision energies (many eV), in the 1K range and below, the small coupling between the a and X states of $(\text{NaCa})^+$ (see Figure 1) makes the rate for nonradiative charge transfer negligible.

Elastic collision and spin-exchange collision cross sections were calculated by summing the partial wave solutions of the radial Schrödinger equation with the excited-state potential curves of Fig. 1, similar to calculations in

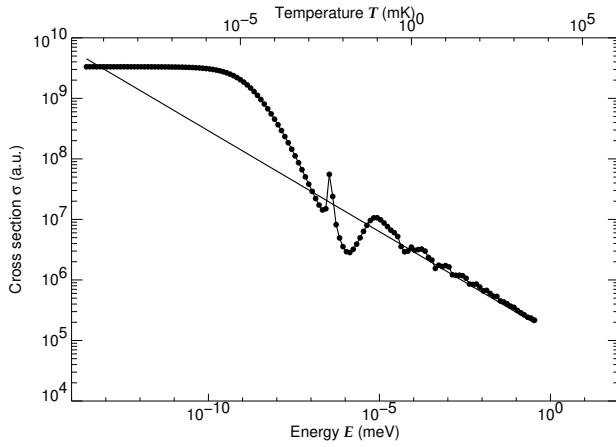


FIG. 3: Elastic collision cross section for the A^1+ state of molecular system $(\text{NaCa})^+$. The elastic cross section above 10 K fits the approximate expression $\sigma(E) = 5310E^{-1/3}$, where the energy is in units of Hartrees and the cross section is in units of a_0^2 .

Ref. [3]. The cross sections are approximated by power law functions of energy for the temperature range down to 10 K. Figures 3 – 5 show the calculated collision cross sections together with the power law fits. The figures show that the power law fits are valid at temperatures 10 K and higher, which validates the semiclassical approach to calculating the rate coefficients for elastic and spin-exchange collisions.

The elastic collision cross sections fit the expression $\sigma(E) = C_{el}E^{-1/3}$, where $C_{el} = 5310$ and 5070 for the singlet A^1+ and triplet a^3+ states, respectively, and the spin-exchange cross section fits the expression $\sigma(E) = C_{se}E^{-1/2}$, where $C_{se} = 44$. The coefficients were obtained by performing a linear fit of the cross sections plotted on a log-log scale in the energy range above 10 K. All quantities are expressed in atomic units. Again, as in the case of radiative charge transfer rate coefficient, the collision rate for elastic collisions is given by

$$R = \langle \sigma(E) v \rangle = C_{el} E^{-1/3} \frac{2E}{\sqrt{\pi}}^{1/2}; \quad (10)$$

and the collision rate for spin-exchange is given by

$$R = \langle \sigma(E) v \rangle = C_{se} E^{-1/2} \frac{2E}{\sqrt{\pi}}^{1/2}; \quad (11)$$

Averaging the Eqs. (10) and (11) over the Maxwellian velocity distribution at temperature T (see Eq. (5)) we

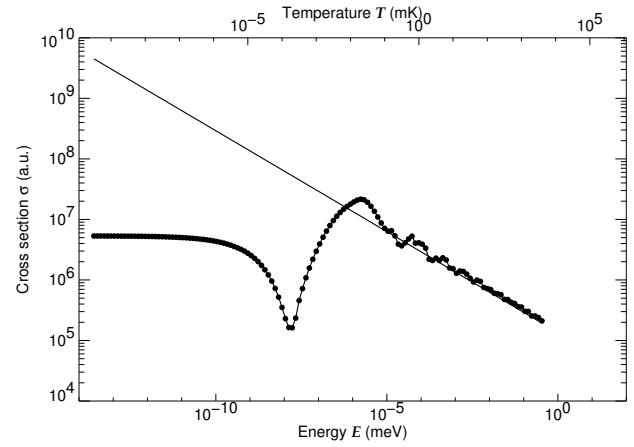


FIG. 4: Elastic collision cross section for the a^3+ state of molecular system $(\text{NaCa})^+$. The elastic cross section above 10 K fits the approximate expression $\sigma(E) = 5070E^{-1/3}$, where the energy is in units of Hartrees and the cross section is in units of a_0^2 .

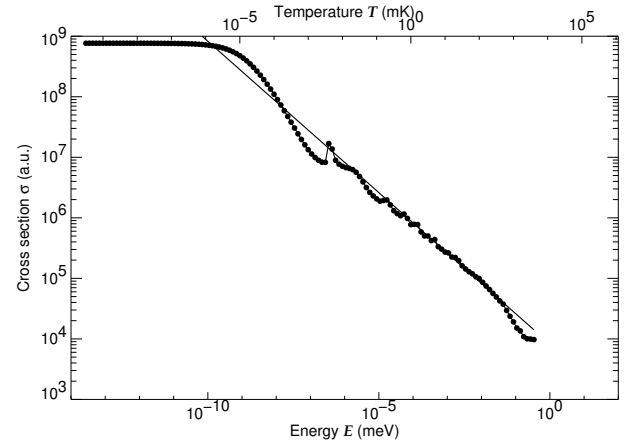


FIG. 5: Spin-exchange collision cross section between states A^1+ and a^3+ of the molecular system $(\text{NaCa})^+$. The cross section fits the expression $\sigma(E) = 44E^{-1/2}$, where the energy is in units of Hartrees and the cross section is in units of a_0^2 .

obtain for the elastic collision rate coefficient

$$\begin{aligned} \overline{R}_{el} &= \frac{2}{\sqrt{\pi}} \frac{1}{kT} \int_0^\infty C_{el} E^{-1/3} E^{2/3} e^{-E/kT} dE \\ &= \frac{r_0}{8} \frac{5}{3} (kT)^{1/6} C_{el}; \end{aligned} \quad (12)$$

and for the spin-exchange collision rate coefficient

$$\begin{aligned} \overline{R}_{se} &= \frac{2}{\pi} \frac{1}{kT} \int_0^\infty E^{1/2} e^{-E/kT} dE \\ &= \frac{r}{2} \overline{C}_{se}; \end{aligned} \quad (13)$$

in atomic units. Note that \overline{R}_{se} is independent of temperature. We used the formula for the Gamma-function, $\Gamma(n) = \int_0^\infty x^{n-1} e^{-x} dx$, to calculate the integrals in Eqs. (12) and (13).

As an example, suitable for the proposed experiment, we evaluated the integrals and the rates for a temperature of 1 mK. They are $\overline{R}_{el} = 1.7 \text{--} 1.8 \text{ a.u.}$ for elastic collisions and $\overline{R}_{se} = 0.38 \text{ a.u.}$ for spin-exchange collisions. Converting to units $\text{cm}^3 \text{ sec}^{-1}$, we obtain $\overline{R}_{el} = (1.05 \text{--} 1.10) \times 10^8 \text{ cm}^3 \text{ sec}^{-1}$ and $\overline{R}_{se} = 2.33 \times 10^9 \text{ cm}^3 \text{ sec}^{-1}$.

For a typical MOT particle density $n = 10^{10} \text{ cm}^{-3}$

these rates give the following values for effective elastic lifetimes $\tau_{el} = 1/\overline{R}_{el}n = (1.05 \text{--} 1.10) \times 10^2 \text{ sec}^{-1}$, and $\tau_{se} = 1/\overline{R}_{se}n = 23.3 \text{ sec}^{-1}$.

In conclusion, we have shown that the semiclassical approach to evaluating the rate coefficients is a good approximation because many partial waves are involved even at 1 mK. The excited singlet state of the colliding molecular system $(\text{NaCa})^+$ is metastable against radiative charge transfer with the lifetime of the order of many hours. At the same time, the rates for elastic collisions and also for spin exchange are much greater, which provides an efficient mechanism for sympathetic collisional cooling of calcium ions by sodium atoms in the meV regime and below. We are setting up an experiment to measure collisional cooling by this mechanism.

Acknowledgments

Work is supported in part by NSF grant PHY-9988215.

-
- [1] W. W. Smith, E. Babenko, R. Côté, and H. H. Michels, in *Proceedings of the Eighth Rochester Conference on Coherence and Quantum Optics*, edited by N. B. J. P. (Plenum Publishing Corporation, 2002).
- [2] M. G. Raizen, J. M. Gillian, J. C. Bergquist, W. M. Itano, and D. J. Wineland, *Phys. Rev. A* **45**, 6493 (1992).
- [3] R. Côté and A. Dalgarno, *Phys. Rev. A* **62**, 012709 (2000).

- [4] D. R. Bates, *Mon. Not. R. Astr. Society* **111**, 303 (1951).
- [5] B. Zygelman and A. Dalgarno, *Phys. Rev. A* **38**, 1877 (1988).
- [6] S. E. Butler, S. L. Guberman, and A. Dalgarno, *Phys. Rev. A* **16**, 500 (1977).