

# Feshbach Resonance Cooling of Atomic Gases

J. W. Dunn,<sup>1</sup> Chris H. Greene,<sup>1</sup> D. Blume,<sup>2</sup> B. E. Granger,<sup>3</sup> and M. J. Holland<sup>1</sup>

<sup>1</sup>*Department of Physics and JILA, University of Colorado, Boulder, Colorado 80309-0440*

<sup>2</sup>*Department of Physics, Washington State University, Pullman, Washington 99164-2814*

<sup>3</sup>*ITAMP, Harvard-Smithsonian Center for Astrophysics, Cambridge, Massachusetts 02138*

(Dated: October 26, 2019)

A method is proposed that utilizes a Feshbach resonance to cool an atomic gas to temperatures of quantum degeneracy. Through application of a sequence of alternating adiabatic and nonadiabatic magnetic field ramps in the region of a Feshbach resonance, a large number of atom pairs in a trapped gas lose energy at the expense of a relatively small number of pairs which gain energy. After removal from the trap of the atom pairs which gain energy, the remaining reduced energy atoms will equilibrate to a lower temperature.

PACS numbers: 32.80.Pj, 42.50.Vk

Despite remarkable strides in cooling atomic gases to the temperature range of quantum degeneracy, cooling techniques remain limited. In most experiments, for instance, some form of evaporative cooling [1, 2] is carried out after the atomic cloud temperature is reduced to the 10–100  $\mu$ K range in a magneto-optical trap (MOT). In some current experiments, nevertheless, it remains desirable to improve the ability to cool the atomic gas. In an optical dipole trap, for instance, trapping has been demonstrated [3], but in only a few experiments has it proven possible to perform additional cooling of the cloud. It is also desirable to find alternative cooling methods that might prove amenable to cooling fermionic clouds below the present day limit that has been achieved, namely  $T \approx 0.2T_F$ .

The recent observation that most atomic species exhibit Feshbach resonances [4, 5, 6] at low energies has sparked the present study of whether these resonances might be coherently controlled to cool the gas. Our findings, presented in this Letter, suggest that this technique exhibits different scaling properties with temperature and with atom number, which could prove advantageous for some species.

The concept of Feshbach resonance cooling grew out of the observation that the quantum mechanical energy levels of two atoms in a harmonic trap acquire one extra level as a control parameter is swept in one direction through the resonance. Throughout this Letter, we refer to this control parameter as  $B$ , the magnetic field used to manipulate the atom-atom scattering length in the vicinity of a pole. In other contexts, however, the control could be achieved instead by varying the detuning of an off-resonant dressing laser, or an electric field strength, for instance. The ideas presented here can be trivially extended to those other contexts.

Figure 1(a) shows the characteristic  $s$ -wave energy levels for the relative motion of two atoms in a spherical harmonic oscillator trap as a function of the applied magnetic field. The term that plays the crucial role in Fesh-

bach resonance cooling is

$$\varepsilon_{nl}(B) = \left(2n - 2\beta_{\varepsilon l}(B) + l + \frac{3}{2}\right) \hbar\omega, \quad (1)$$

the energy associated with the relative motion of an atom pair [7]. The quantum defect  $\beta_{\varepsilon l}$  depends strongly on the relative orbital angular momentum of the pair, while it depends only weakly on the radial oscillator quantum number  $n$ . The dependence of  $\beta_{\varepsilon l}(B)$  on the energy is weak on the scale of an oscillator quantum, i.e.  $|d\beta_{\varepsilon l}(B)/d\varepsilon| \ll 1/\hbar\omega$ . For efficient cooling, on the other hand, the quantum defect for one partial wave (typically the  $s$ -wave,  $l = 0$ ) must rise by unity across the energy range  $k_B\Delta T$  of interest, and across the accessible range of the control parameter,  $\Delta B$ . A simple closed form expression exists for  $\beta_{\varepsilon l}$  [8, 9], which simplifies at energies higher than a few trap quanta to  $\beta_{\varepsilon l}(B) \approx -\pi^{-1} \arctan\left(\frac{A(\varepsilon, B)\hbar\omega}{2L_{osc}\varepsilon\sqrt{\varepsilon}}\right)$ , where  $A(\varepsilon, B)$  is the energy- and field-dependent scattering length and  $L_{osc} = \sqrt{\hbar/(\mu\omega)}$  is the characteristic oscillator length with  $\mu = m/2$ . This variation by unity of  $\beta_{\varepsilon l}(B)$  is in fact the Feshbach resonance which causes the scattering phaseshift to rise by  $\pi$ .

When the two-body partial wave that exhibits the Feshbach resonance is the  $s$ -wave, the scattering phaseshift energy dependence is proportional to the wavenumber  $k = (2\mu\varepsilon/\hbar^2)^{1/2}$ . In this paper, we focus on an  $s$ -wave resonance, with an  $\varepsilon$ - and  $B$ -dependent scattering length:

$$A(\varepsilon, B) = A_{BG} + \frac{\frac{1}{2}\Gamma_B}{\varepsilon - (B - B_0)d\varepsilon/dB}. \quad (2)$$

Here  $d\varepsilon/dB$  is the rate at which the Feshbach resonance energy varies with the magnetic field  $B$ . The resonance produces a zero-energy bound state at  $B = B_0$ . The resonance width in energy is denoted  $\Gamma_\varepsilon$ , while its width in the control parameter  $B$  is denoted  $\Gamma_B = \Gamma_\varepsilon (kd\varepsilon/dB)^{-1}$ . Typical values of these parameters, e.g. for the magnetic Feshbach resonance in  $^{85}\text{Rb}(2, -2) + ^{85}\text{Rb}(2, -2)$  are  $B_0 = 155.2$  G,  $d\varepsilon/dB = 3.5$  MHz/G, and  $\Gamma_B = 10$  G.

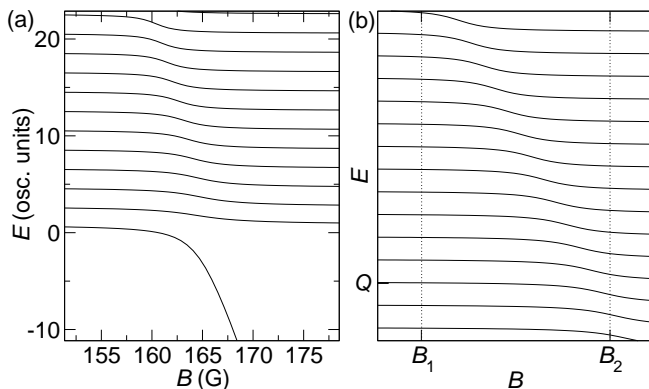


FIG. 1: (a) The energy levels for the relative coordinate of a harmonically trapped atom pair are shown in oscillator energy units ( $\hbar\omega$ ) near a Feshbach resonance, versus the magnetic field in Gauss. Specifically, this plot depicts the energy level behavior for the  $B_0 \approx 155.2$  G Feshbach resonance for  $^{85}\text{Rb}$ . A rather large trapping frequency of  $\nu_{\text{trap}} = 1$  MHz is used in order to clarify the field dependence of the level shifts. (b) A close-up view of the energy level shift, illustrating a range of field ramps used for cooling. The magnetic field must be ramped slowly from  $B_1$  to  $B_2$  and then quickly back to  $B_1$ . The trap energy level, labeled  $Q$ , which is undergoing a shift at the field value of  $B_2$  is indicated.

Feshbach resonance cooling of a gas of atoms entails ramping the magnetic field through the region of the energy level shift. The Schrödinger equation for two non-interacting atoms in a spherical oscillator trap can be solved in either independent particle coordinates relative to the center of the trap, or else in terms of relative and center-of-mass coordinates of the pair. Accordingly, we view the cloud as consisting of a thermal distribution among the various energy eigenstates in the relative coordinate. The atom pairs in a gas subject to a magnetic field  $B = B_1$  can be viewed as being distributed among the energy levels shown in Fig. 1(b). By ramping the magnetic field to  $B = B_2$  (also shown in Fig. 1(b)) sufficiently slowly to be adiabatic, the population of each energy level will remain the same, each following the downward shift in energy. This causes the population of each of the  $s$ -wave levels that undergo an energy shift in the range from  $B = B_1$  to  $B = B_2$  to lose  $2\hbar\omega$  of energy. In order to repeat this process, the magnetic field must be returned to the other side of the resonance. A fast, nonadiabatic change of the magnetic field in this direction simply projects each state at  $B = B_2$  onto those at  $B = B_1$ .

To test the effects of such field ramps on an atomic system, we have constructed an approximate model of the Feshbach resonance cooling process. Our model Hamiltonian is written in terms of the unperturbed  $s$ -wave harmonic oscillator states, labeled  $|n\rangle$  with  $n \geq 1$ , along with the resonance state, labeled  $|0\rangle$ . Reference [10] provides a justification for representing the Feshbach reso-

nance physics in this manner. The matrix elements of this Hamiltonian are taken to be

$$\begin{aligned} \langle 0|H|0\rangle &= A(B - B_0), \\ \langle n|H|n'\rangle &= 2(n - 1)\hbar\omega\delta_{n,n'}, \\ \langle 0|H|n\rangle &= \langle n|H|0\rangle = Cn^{1/4}, \end{aligned} \quad (3)$$

where  $B$  is the magnetic field,  $B_0$  is the resonance field value at zero energy, and  $A$  and  $C$  are adjustable parameters. The factor of  $n^{1/4}$  in the off-diagonal elements of the Hamiltonian produces the correct near-threshold energy dependence of the coupling strengths. The strength of this coupling is related to the resonance width  $\Gamma_\varepsilon$  [10],

$$2\pi |\langle 0|H|n\rangle|^2 = \Gamma_\varepsilon \frac{\partial \varepsilon_n}{\partial n}, \quad (4)$$

where  $\partial \varepsilon_n / \partial n$  is the density of  $s$ -wave states near the resonance. The parameters  $A$ ,  $B_0$ , and  $C$  were determined by comparison of the eigenvalues of Eq. (3) from diagonalization to the exact eigenvalues determined by Eq. (1).

Once the parameters  $A$ ,  $B_0$ , and  $C$  were determined for a particular resonance, the cooling process was simulated by choosing an initial distribution of states and numerically solving the time-dependent Schrödinger equation with the Hamiltonian in Eq. (3), varying the magnetic field  $B = B(t)$  with time according to the prescribed field ramps. The initial condition described the initial population of trap states for the gas. The results of the field ramps were then used to determine the final population of states.

The numerical cooling simulations indicate that the population in the trap state that is nearly degenerate in energy with the resonance state at the beginning of a fast ramp remains in the resonance state during the ramp, ending up in the trap state nearly degenerate with the resonance state at the final value of the magnetic field. That is, the cooling process is successful for most of the states, causing the population of those states to be moved to the next lowest  $s$ -wave oscillator level and losing  $2\hbar\omega$  in energy. It is not successful for the population of the state that is close in energy to the resonance state at the beginning of the ramp, because that population gains energy. The amount of energy gained due to this small population is always more than the amount of energy lost by the remainder of the gas, producing a net increase in energy. Thus, the system of field ramps alone cannot produce cooling. However, if the atoms that gain energy are removed from the trap, the remainder of the gas can still be reduced in energy. Moreover, the process of the field ramps produces a gas in which the atom pairs that gain energy have a large energy difference from the rest of the atom pairs which lost energy. Due to this distinction, selective removal of the hot atoms is possible through methods similar to those used in evaporative cooling.

Since cooling will require removal of atoms, the efficiency of the process must be considered. Figure 2 illustrates the effect of a Feshbach resonance cooling cycle on an  $s$ -wave distribution of atom pairs. The result of a cooling cycle is to remove the atoms from the state nearly degenerate with the resonance state (which we label here as  $n = Q$ ) and to decrease the energy of the population of states above this state by  $2\hbar\omega$ . For simplicity, we assume that the population of large- $n$  states unaffected by the ramp is negligible. The average number of atoms removed during one cooling cycle, due to the atoms in the state  $n = Q$ , is

$$\Delta N(Q, \tau) = 2N_{pairs}^S \frac{e^{-2\hbar\omega Q/\tau}}{Z_S(\tau)}, \quad (5)$$

where  $N_{pairs}^S$  is the number of  $s$ -wave pairs of atoms,  $Z_S(\tau)$  is the  $s$ -wave partition function, and  $\tau = k_B T$  where  $k_B$  is Boltzmann's constant and  $T$  is the temperature. The amount of energy removed, due to the energy of atoms in the state  $n = Q$  which were removed and the energy lost by the population that moved to a lower trap level, is

$$\begin{aligned} \Delta E(Q, \tau) = & (2\hbar\omega Q + \langle E \rangle_{CM}) N_{pairs}^S \frac{e^{-2\hbar\omega Q/\tau}}{Z_S(\tau)} \\ & + \sum_{n=Q+1}^{\infty} 2\hbar\omega N_{pairs}^S \frac{e^{-2\hbar\omega n/\tau}}{Z_S(\tau)}. \end{aligned} \quad (6)$$

Note that the average energy for an atom in a harmonic oscillator trap is  $3\tau$ , and so the average center-of-mass energy for a pair of atoms will be  $3\tau$ . Including this and also noting that  $\sum_{n=Q+1}^{\infty} e^{-2\hbar\omega n/\tau} \approx e^{-2\hbar\omega Q/\tau} \tau / 2\hbar\omega$ , Eq. (6) becomes

$$\Delta E(Q, \tau) = N_{pairs}^S \frac{e^{-2\hbar\omega Q/\tau}}{Z_S(\tau)} (2\hbar\omega Q + 4\tau). \quad (7)$$

The efficiency, which is the amount of energy removed per atom removed, is then simply  $\Delta E$  from Eq. (7) divided by  $\Delta N$  from Eq. (5),

$$E_{eff}(Q, \tau) = \hbar\omega Q + 2\tau. \quad (8)$$

Substitution of  $N_{pairs}^S \approx \frac{N^2}{2} P_S(\tau)$  into Eq. (5) gives the probability that any given atom is removed to be

$$P = \frac{\Delta N}{N} = NP_S(\tau) \frac{e^{-2\hbar\omega Q/\tau}}{Z_S(\tau)}. \quad (9)$$

In fact, this probability  $P$  is accurate only when it is much less than 1. A Monte Carlo simulation shows that a better formula, approximately correct even when  $P$  is not small, is achieved by substituting

$$P \rightarrow \frac{P}{1+P}. \quad (10)$$

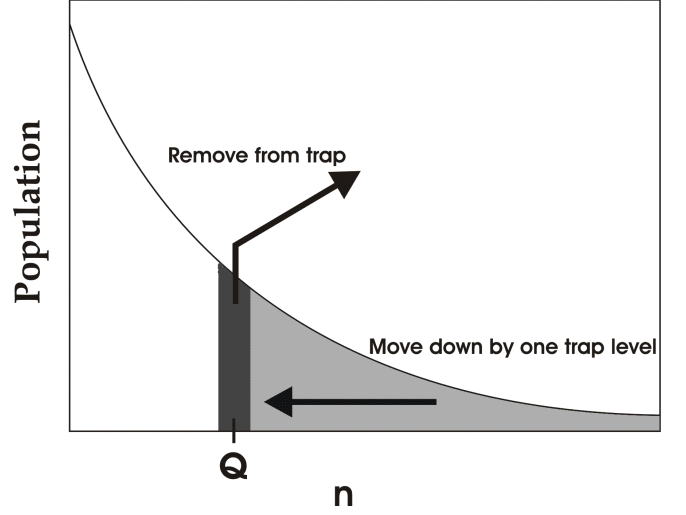


FIG. 2: A diagram illustrating the effect of a Feshbach resonance cooling cycle. The population of the  $s$ -wave state  $n = Q$  is removed from the trap, and the population of each state  $n > Q$  is moved to the next lowest  $s$ -wave state.

The remainder of our development assumes that this substitution has been made, e.g. in Eqs. (5)-(7).

The change in temperature over the course of a cooling cycle,  $\Delta\tau = \tau_f - \tau_i = \frac{1}{3} \frac{E_f}{N_f} - \frac{1}{3} \frac{E_i}{N_i}$ , can be written in terms of  $\Delta N$  and  $\Delta E$  as

$$\Delta\tau = \frac{1}{3} \frac{E_i}{N_i} \left( \frac{1 - \frac{1}{E_i} \Delta E(Q, \tau)}{1 - \frac{1}{N_i} \Delta N(Q, \tau)} - 1 \right). \quad (11)$$

If  $\nu(Q, \tau)$  is small compared to  $N_i$ , then Eq. (11) can be approximated as

$$\Delta\tau \cong \frac{1}{3} \frac{E_i}{N_i} \left( \frac{1}{N_i} \Delta N(Q, \tau) - \frac{1}{E_i} \Delta E(Q, \tau) \right). \quad (12)$$

Written in terms of Eq. (10), this becomes

$$\Delta\tau = -\frac{1}{3} (\hbar\omega Q - \tau) (NP(Q, \tau)). \quad (13)$$

In this form, the substitution in Eq. (10) can be included.

We now use the cooling equations derived to treat the specific case of  $10^9$   $^{85}\text{Rb}$  atoms in a 100 Hz isotropic harmonic oscillator trap, at an initial temperature of  $1 \mu\text{K}$ . We use Eqs. (5) and (13) iteratively, taking into account Eq. (10) to find the temperature of the gas as a function of the number of atoms in the gas. The results are shown in Fig. 3(a) for three different values of the cooling parameter:  $Q = 3\tau/2\hbar\omega$ ,  $5\tau/\hbar\omega$  and  $10\tau/\hbar\omega$ . The significance of choosing  $Q = 3\tau/2\hbar\omega$  is that it produces the greatest temperature change per cycle (i.e., it minimizes Eq. (13)). The values  $Q = 5\tau/\hbar\omega$  and  $Q = 10\tau/\hbar\omega$  were selected to demonstrate slower but more efficient cooling. From Fig. 3(a) it can be seen that, for this case, the fastest cooling is prohibitively inefficient, requiring

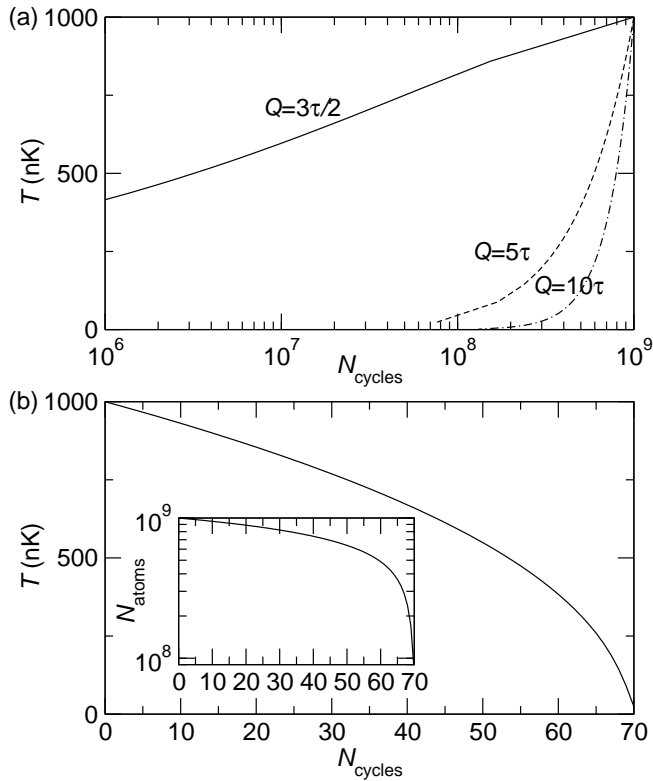


FIG. 3: (a) The temperature of a gas of  $^{87}\text{Rb}$  as a function of the number of atoms in the gas. The solid line curve is for a cooling parameter value of  $Q = 3\tau/2\hbar\omega$ , the dashed line is for  $Q = 5\tau/\hbar\omega$ , and the dot-dashed line is for  $Q = 10\tau/\hbar\omega$ . (b) The temperature of a gas of  $^{87}\text{Rb}$  atoms as a function of the number of cooling cycles for  $Q = 5\tau/\hbar\omega$ . The inset shows the number of atoms in the trap as a function of the number of cycles for the same value of  $Q$ .

removal of almost all of the atoms to reach  $T = 1\text{ nK}$ . However, both of the other values of  $Q$  mentioned above allow cooling to  $1\text{ nK}$  with a large number of atoms remaining. Figure 3(b) shows the temperature and the number of atoms as a function of the number of cooling cycles for  $Q = 5\tau/\hbar\omega$ . Approximately 70 cycles are required to cool to  $1\text{ nK}$ .

The length of time required to perform a cooling cycle is determined by the speed of the adiabatic field ramp. This speed in turn is determined by the strength of the coupling between the resonance state and the trap states. The smaller the coupling for an avoided crossing, the slower the field ramp required to maintain adiabaticity and cause the atom pair to follow the energy curve down. This coupling increases with  $n$  [10], so the length of time required for a cooling cycle will be set by the  $n = Q$  level, since this is the lowest trap state that will be ramped through the energy level shift. If the coupling is known, it can be related to the resonance width parameter by Eq. (4) which can be used in a Landau-Zener estimate of

the probability of a transition

$$P_{\text{transition}} = \exp\left(-\frac{2}{|dB/dt|} \frac{\Gamma_\varepsilon \omega}{|d\varepsilon/dB|}\right). \quad (14)$$

This is the probability that an atom pair will jump across the avoided crossing and therefore the probability for adiabatic following of the energy curve is given by  $P_{\text{cool}} = 1 - P_{\text{transition}}$ .

Note that the cooling cycles only act only to reduce the energy in the relative motion of any given atom pair, and do not affect the energy of the center-of-mass (CM) of the pair. This exact separation of relative and CM energies is no longer exact, however, if the trap is anisotropic or if collisions with other atoms are included. Our premise for this cooling scheme is that over the course of the cooling process, an approximate state of thermal equilibrium will be retained, though the gas does not necessarily have to equilibrate on a time scale as fast as the field ramps.

For an atomic gas in a  $100\text{ Hz}$  harmonic oscillator trap at  $1\text{ }\mu\text{K}$ ,  $Q = 5\tau/\hbar\omega$  corresponds to approximately the  $n = 520$   $s$ -wave trap level. Using Eq. (3) with a parameter value of  $C = 70$  produces  $\langle 0|H|n\rangle \approx 334$  oscillator units. From Eqs. (4) and (14) we find that  $P_{\text{cool}} = 1 - 1/e$  for  $dB/d\tau \approx 6\text{ G/s}$ . Thus, to ensure adiabaticity, the slow field ramp must be somewhat slower than  $6\text{ G/s}$ , while the return ramp must be performed faster than this value. For the particular value of the cooling parameter that we are discussing here, the field ramps for a  $T = 1\text{ }\mu\text{K}$  gas must be performed from the maximum value of  $B = 155.0\text{ G}$ , to a minimum value of less than  $154.8\text{ G}$ . Thus a cooling cycle will require only  $0.03\text{ s}$  at this temperature. As the temperature decreases, the value of  $Q$  will be adjusted correspondingly and the range of the magnetic field ramps will decrease, becoming closer to the resonance field value  $B = B_0$ . Additionally, the coupling of the  $n = Q$  level to the resonance state will increase as the temperature decreases, requiring slower adiabatic field ramps. The time taken for the 70 cooling cycles mentioned above is estimated to be about  $2\text{ s}$ . These estimates suggest that this cooling scheme has potential advantages over existing methods, especially for atoms held in an optical dipole trap.

This work was supported in part by the National Science Foundation. We thank C. Wieman, E. Cornell, P. Julienne, D. Jin, and M. Baertschy for helpful discussions.

- 
- [1] H. F. Hess, Phys. Rev. B **34**, 3476 (1986).
  - [2] K. B. Davis, M.-O. Mewes, and W. Ketterle, Appl. Phys. B **60**, 155 (1995).
  - [3] M. D. Barrett, J. A. Sauer, and M. S. Chapman, Phys. Rev. Lett. **87**, 010404 (2001).
  - [4] H. Feshbach, *Theoretical Nuclear Physics* (Wiley, New York, 1992).

- [5] W. C. Stwalley, Phys. Rev. Lett. **37**, 1628 (1976).
- [6] E. Tiesinga, B. J. Verhaar, and H. T. C. Stoof, Phys. Rev. A **47**, 4114 (1993).
- [7] T. Busch, B.-G. Englert, K. Rzazewski, and M. Wilkins, Found. Phys. **28**, 549 (1998).
- [8] D. Blume and C. H. Greene, Phys. Rev. A **65**, 043613 (2002).
- [9] E. L. Bolda, E. Tiesinga, and P. S. Julienne, Phys. Rev. A **66**, 013403 (2002).
- [10] F. H. Mies, E. Tiesinga, and P. S. Julienne, Phys. Rev. A **61**, 022721 (2000).