

Structures generated by the Klein-like topology of space*

Vladimir Yershov

vny@mssl.ucl.ac.uk

*University College London, Mullard Space Science Laboratory,
Holmbury St.Mary, Dorking RH5 6NT, United Kingdom*

Properties of space can be used for explanation of some enigmatic patterns of nature. For example, topology of the universe might be responsible for the enigmatic spectrum of masses of quarks and leptons, which so far has not been explained. The topological object discovered in 1882 by F.C.Klein (Klein bottle) possesses properties, which match the main features of the universe. The Klein bottle has its inner and outer surfaces unified, which might correspond to the universe's uniqueness and self-consistence. A curved (3+1)-dimensional universe should have its "inner" and "outer" hyper-surfaces unified, otherwise there will be two different universes. This unification might occur at small scales (area II in Fig.1) giving rise to structures of elementary particles.

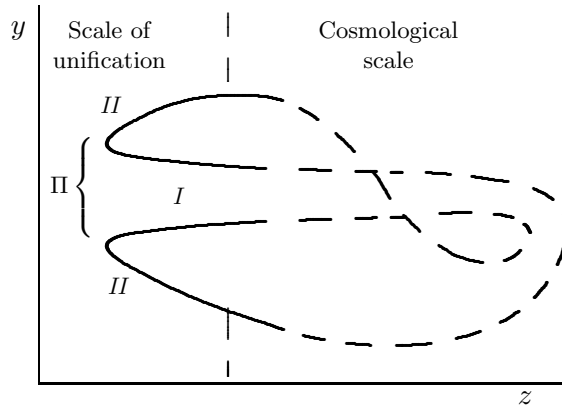


Figure 1: Two-dimensional representation of the Klein-bottle topology. The "inner" (*I*) and the "outer" (*II*) manifestations of space are unified at the scale of elementary particles (area II)

We shall be considering this area as a primitive topological object (called hereafter "the preon"). Graphically it can be represented as in Fig.2 reducing the number of spatial dimensions. Within the area II space is curved "inside-out". The "normal" and "inverted" hyper-surfaces are two opposite manifestations of space.




Figure 2: Two-dimensional visualisation of the preon area (II).

* *International Conference on Theoretical Physics (TH2002)*, Paris, 22-26 July 2002, arXiv:physics/0207078

Tree rotational degrees of freedom of 3D-space can be associated with three flavours of the preon (*red*, *green*, and *blue*), $\Pi, \bar{\Pi} \in \mathbf{3}_c$. Introducing the following triplet of three-component column vectros $\Pi_i = \{\Pi_j\}_i$ ($i, j = 0, 1, 2$), with their components

$$\Pi_{ij} = \begin{cases} +1, & i = j \\ -1, & i \neq j \end{cases}, \bar{\Pi} = -\Pi,$$

we can represent the preon's unit charge as

$$Z(\Pi_i) = \sum_{j=0}^2 \Pi_{ij}$$

and its unit mass as

$$m(\Pi_i) = \left| \sum_{j=0}^2 \Pi_{ij} \right|.$$

Similarly, the charge and mass of a system composed of various preons will be

$$Z = \sum_{i=1}^N \sum_{j=0}^2 \Pi_{ij} \quad (1)$$

$$m = (1 - \delta_{Z,0}) \sum_{i=1}^N \left| \sum_{j=0}^2 \Pi_{ij} \right|, \quad (2)$$

where N is the number of the preons in the system and $\delta_{Z,0}$ is the Kronecker delta-function. Taking into account the well-known pattern of the coloured interaction (two like-charged but unlike-flavoured particles are attracted, otherwise they repel), we can characterise the pattern of the combined chromo-electric interaction between two preons, i and k , by the following force F_{ik} (normalised to unity):

$$F_{ik} = \pm \frac{\Pi_i \cdot \Pi_k}{|\Pi_i \cdot \Pi_k|} \quad (3)$$

(the positive and negative signs correspond to the strong and electric interactions respectively). This expression is graphically illustrated in Fig.3.

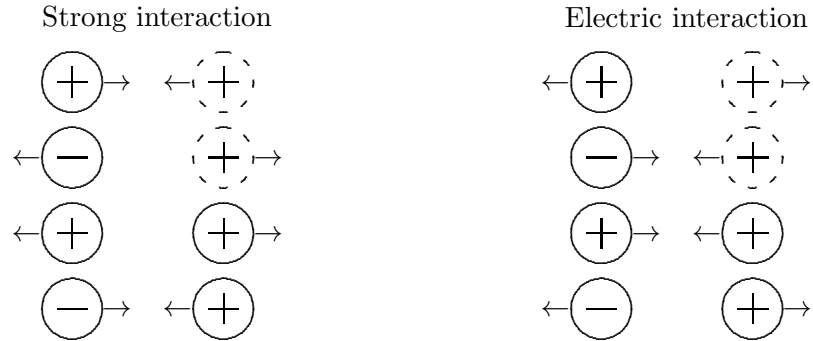


Figure 3: Patterns of attraction and repulsion between two preons, according to (3). Dashed and solid circles represent unlike-flavoured preons.

The interaction (3) leads to formation of spatial preon structures, such as charged doublets

$$\varrho_{ik}^{\pm} = \Pi_i + \Pi_k, \quad i, k = 0, 1, 2$$

(six possible combinations for Π and six others for $\bar{\Pi}$), neutral doublets

$$g_{ik}^0 = \mathbf{\Pi}_i + \overline{\mathbf{\Pi}}_k, \quad i, k = 0, 1, 2$$

(nine possible combinations), and charged triplets, \mathbf{Y} or $\overline{\mathbf{Y}}$:

$$\mathbf{Y} = \sum_{i=0}^2 \mathbf{\Pi}_i \quad \text{or} \quad \overline{\mathbf{Y}} = \sum_{i=0}^2 \overline{\mathbf{\Pi}}_i, \quad i = 0, 1, 2$$

According to (1) and (2), $Z(\varrho_{ik}) = \pm 2$, $m(\varrho_{ik}) = 2$, $Z(g_{ik}) = 0$, $m(g_{ik}) = 0$, $Z(\mathbf{Y}) = \pm 3$, $m(\mathbf{Y}) = 3$. The flavour of \mathbf{Y} is complete, which means that no more structures or chains consisting of single preons can exist.

The triplet is shown in Fig.4(a) as deformations of two-dimensional space and - more symbolically - with three touching coloured spheres, Fig.4(b). We shall use also a symbol \mathbf{Y} coloured in red for the positively charged \mathbf{Y} -particle and in blue for the negatively charged one.

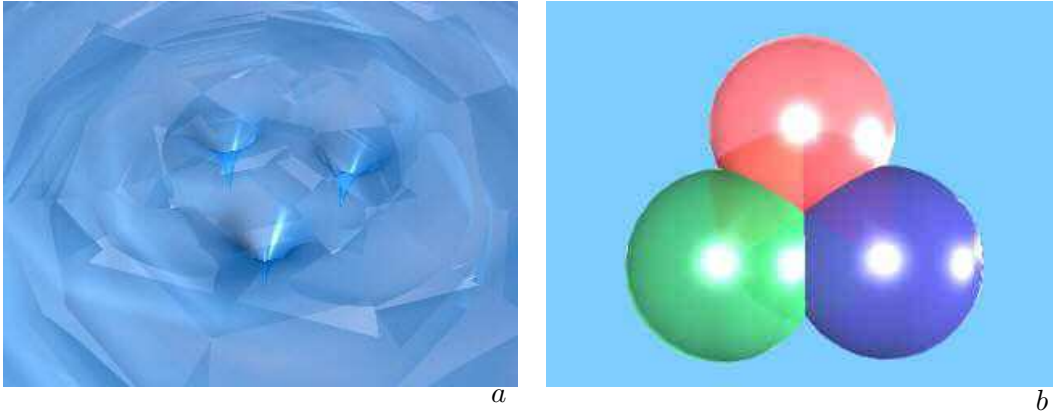


Figure 4: Representation of the \mathbf{Y} -particle as a topological structure (a) or as three coloured touching spheres (b).

Triplets \mathbf{Y} will combine into chains $\mathbf{Y} \mathbf{\Lambda}$, turning through 180° with respect to one another, or $\mathbf{Y} \overline{\mathbf{Y}}$, turning through $\pm 120^\circ$, Fig.5 (a) and (b).

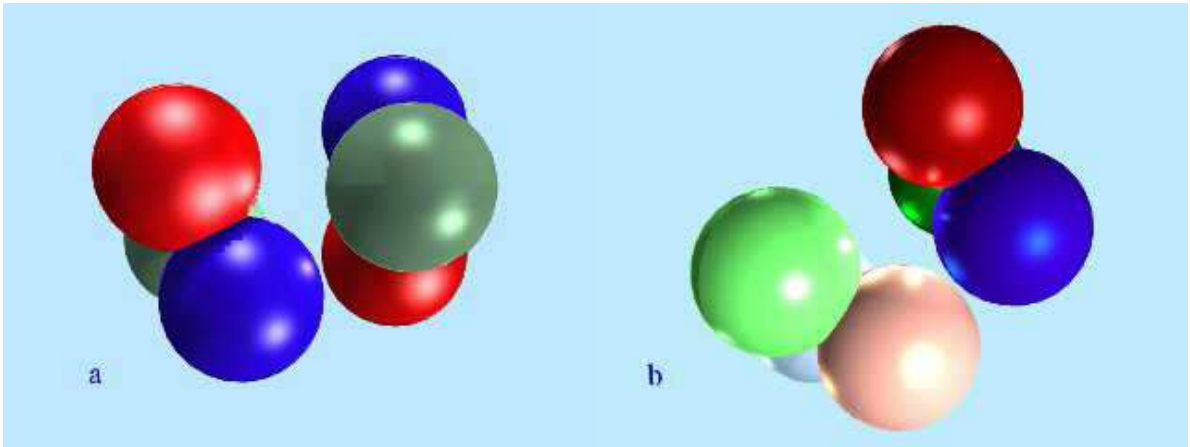


Figure 5: Two like-charged \mathbf{Y} -particles coupling through their relative 180° - rotation (a); and two unlike-charged \mathbf{Y} -particles turned through 120° with respect to one another (b).

Like-charged \mathbf{Y} -particles, can also form triplet structures $3\mathbf{Y}$ or $3\overline{\mathbf{Y}}$. There are eight possible states of $e = 3\mathbf{Y}$, four of which correspond to the positively charged \mathbf{Y} , and four others correspond to the negatively charged $\overline{\mathbf{Y}}$. These structures are charged and massive with $Z_e = \pm 9$ and $m_e = 9$ (in units of the preon's charge and mass). Each can have either clockwise or anticlockwise helix patterns of flavours distributed along their closed loops, Fig.7, which corresponds to the opposite spins e_\uparrow and e_\downarrow .

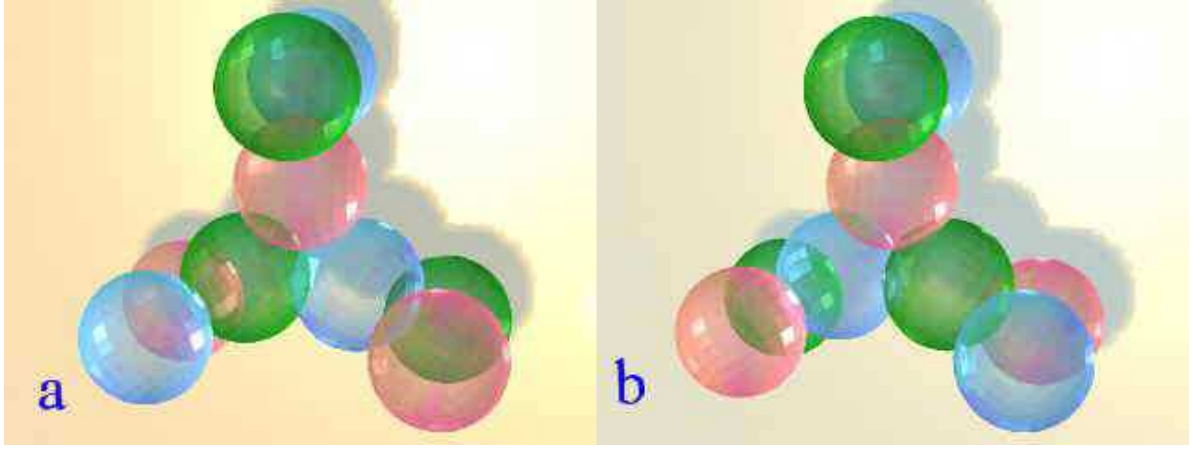


Figure 6: Three like-charged Y -particles joined with their vertices directed towards the centre of the structure (left-handed state). The flavour pattern along the loop can appear as either anticlockwise (a) or clockwise (b) helices.

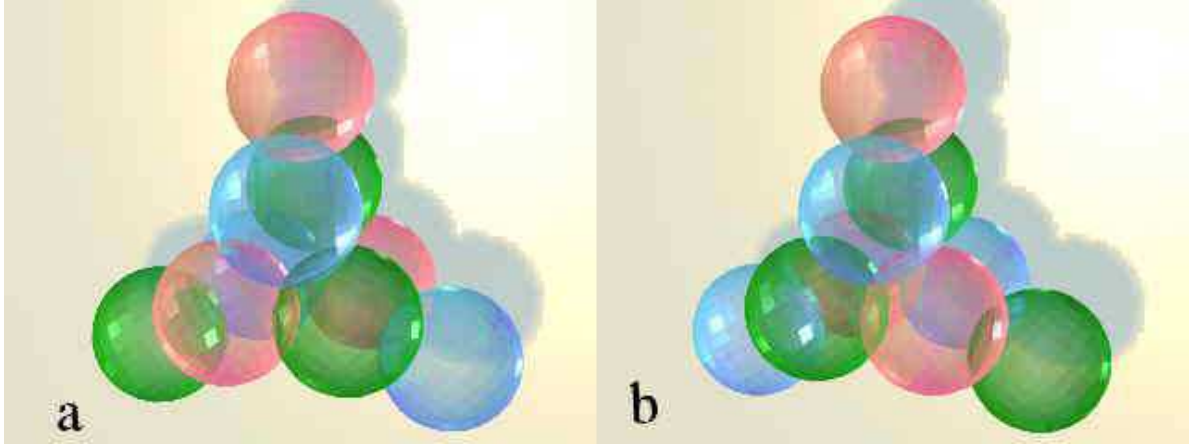


Figure 7: Three like-charged Y -particles joined together with their vertices directed away from the centre of the structure (right-handed state). The flavour pattern along the loop can appear as either anticlockwise (a) or clockwise (b) helices.

Couples of unlike-charged Y -particles can form chains $Y\bar{Y} - \underline{\Lambda} - Y\bar{Y} \dots$. The patterns repeat after each six consecutive groups forming a $12Y$ -period. The 12-th group is compatible with the first one, which allows closure of the $12Y$ -chain in a loop $\nu = 12Y$. These patterns (with opposite helix flavour patterns) are visualised in Fig.8 (a and b), where brighter colours are assigned to the negatively charged preons. These ring-closed chains consisting of twelve Y -particles (36 preons) are neutral and massless according to (1) and (2), unless they combine with a charged particle, say Y or $3Y$, which restores its mass. Unlike e_R and e_L , the left and right-handed states of the ν -particle are equivalent because of the even number of Y -particles in the chain (ν_L topologically coincides with ν_R). Simple preon structures are summarised in Table 1.

The Y , e , and ν particles can combine because of their local flavour patterns. The structure $Y^* = Y + \nu$ will be massive and charged, with a charge ± 3 , corresponding to the charge of the Y -particle, and a mass of 39 preon mass units: $m_{Y^*} = m_\nu + m_Y = 36 + 3$. The combination of $e + \nu$ will have the charge of e (± 9) and a mass of 45 mass units ($m_\nu + m_e = 36 + 9$).

As Y , Y^* cannot be free because of its strong potential increasing with distance. It will couple further with other Y^* -particles (via an intermediate ν of opposite helical flavour pattern) forming $Y^*\Lambda^*$ -chains. A single $Y^*\Lambda^*$ -chain, the up -quark, will have the charge of two Y -particles ($Z_u = \pm 6$) and a mass of 78 mass units, $m_u = m(2Y^*) = 2 \times 39$. The positively charged up -quark can combine with the negatively charged $e^- \nu$ with its 45-units mass, forming the $down$ -quark with a 123-units mass, $m_d = m_u + m_{e\nu} = 78 + 45 = 123$, and with its charge $Z_d = Z_u + Z_e = +6 - 9 = -3$.

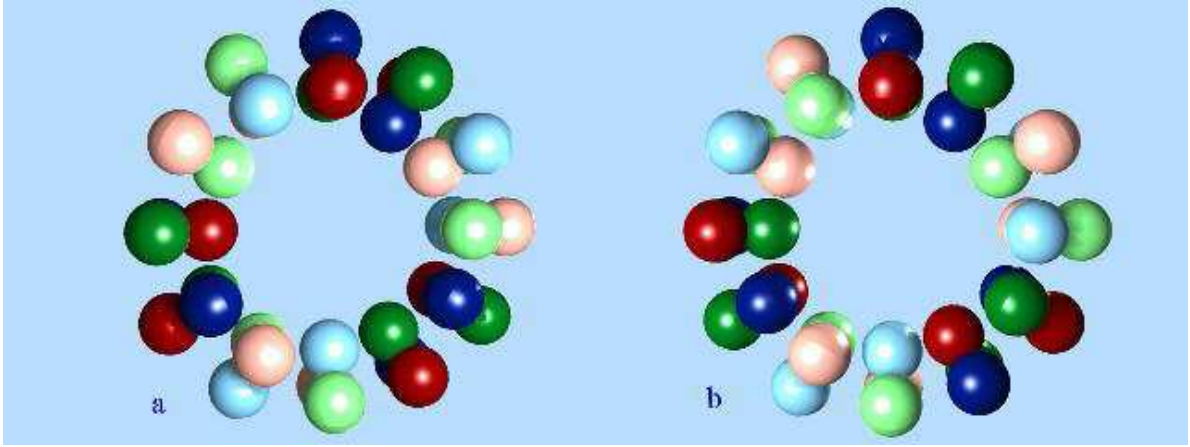


Figure 8: Two possible configurations of the 12Y-structure. The structure (a), with its clockwise helix flavour pattern along its toroidal surface, corresponds to the positive spin; the structure (b) with its anticlockwise helix pattern has negative spin.

Combination of 3Y with 12Y (e and ν) is caused by the local pattern of the the chromo-electric potential, which gives rise to a force noticeable only at small distances (similar to the van der Waals forces in the interactions between molecules). The strength of this force depends on helical flavour patterns of the interacting particles. The flavour pattern of $12Y_{\uparrow}$ does not match that of $3Y_{\downarrow}$. Only $3Y_{\uparrow}$ and $12Y_{\uparrow}$ or $3Y_{\downarrow}$ and $12Y_{\downarrow}$ can combine. Unlike this case, if 3Y combines with another 3Y, or 12Y with another 12Y, their helices should be opposite.

Divided by nine, the charge of the 3Y-particle, gives us the conventional unit charge of the electron. Charges of the Y and δ -particles (fractions of the nine-unit electron charge) might give us an indication of the quark's constituents.

The *up* and *down* quarks are visualised in Fig.9, where for simplicity neutrinos, Y-particles and electrons are graphically represented as symbols O (in gray colour), Y, and e (in red or blue, depending on their charge).

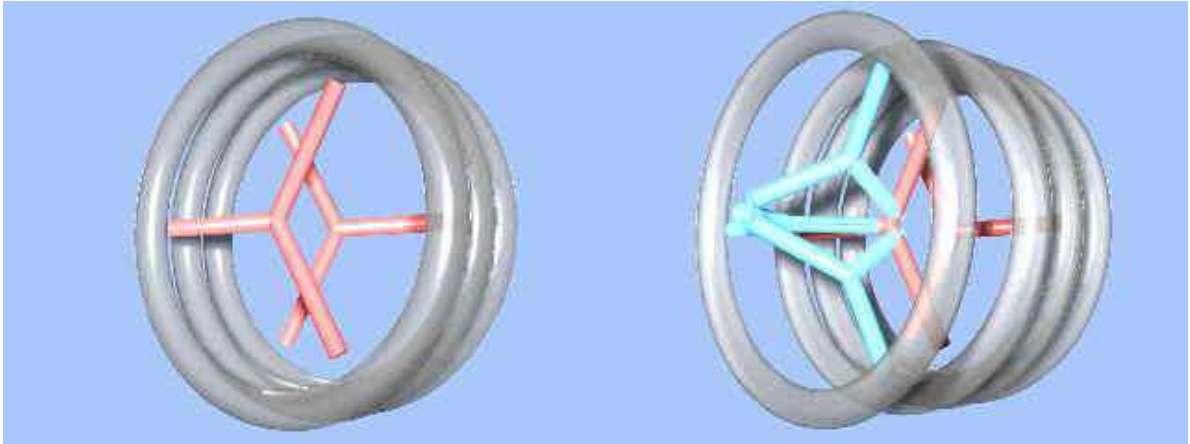


Figure 9: *up* (left) and *down* (right) quarks. The difference between them is the presence of 3Y12Y ($e^- \bar{\nu}_e$) in the structure of the *down* quark.

It is natural to suppose that particles of the second and third generations should be composed of simpler structures belonging to the first generation. For example, the muon neutrino (a neutral particle) can be formed of positively and negatively charged Y^* and \bar{Y}^* (Fig.10, left):

$$\nu_{\mu} = Y12Y_{\downarrow}^0 12Y_{\uparrow}^0 12Y_{\downarrow}^0 \bar{Y} = Y^* \nu_e \bar{Y}^*, \quad (4)$$

Table 1: Simple structures generated by Klein bottle topology of space

Structure	Constituents of the structure	Number of possible states	Charge (in the preon charge units)	Mass (in the preon mass units)
First level structures consisting of single preons				
Π^\pm	1 Π	6 (3^+ and 3^-)	± 1	1
ϱ^\pm	2 Π	12 (6^+ and 6^-)	± 2	2
g^0	2 Π	9	0	0
Y^\pm	3 Π	2 (1^+ and 1^-)	± 3	3
Second level structures consisting of triplets (Y-particles)				
Y^\pm	1 Y	2 (1^+ and 1^-)	± 3	3
δ^\pm	2 Y	2 (1^+ and 1^-)	± 6	6
γ^0	2 Y	2	0	0
e^\pm	3 Y	8 (4^+ and 4^-)	± 9	9
Structures consisting of the second levels particles				
$2e^\pm$	$e^- + e^-$ or $e^+ + e^+$	6 (3^+ and 3^-)	± 18	18
$2e^0$	$e^- + e^+$ (or 3γ)	4	0	0
ν^0	12 Y (or 6γ)	2	0	0
Y^*	$\nu + Y$	4 (2^+ and 2^-)	± 3	39
W^\pm	$\nu + e$	8 (4^+ and 4^-)	± 9	45
u^\pm	$Y^* \nu \ Y^*$	4 (2^+ and 2^-)	± 6	78
ν_μ^0	$Y^* \nu \ \bar{Y}^*$	2	0	0
d^\pm	$u + W$	8 (4^+ and 4^-)	± 3	123
μ^\pm	$\nu_\mu + W$	8 (4^+ and 4^-)	± 9	(48, 39)*
and so on ...				

*)two-component system

and the muon could be naturally structured as

$$\mu = (12Y^0 + 3\bar{Y}Y)(12Y_\downarrow^0 12Y_\uparrow^0 12Y_\downarrow^0 \bar{Y}) = \bar{\nu}_e e^- \nu_\mu, \quad (5)$$

which corresponds to one of the muon's decay modes (Fig.10, right). Structures of other particles (derived also from their known decay modes) are schematically shown in Fig.11 - 13. Their components should not be considered as rigidly tied. The higher level structures are clusters, or many-body systems, rather than single particles. In (5) we enclose the clustered components in parenthesis. Interactions between the clustered components modify the mass of the system. We suppose that, because of the inversion of space, the force acting on the components depends both on the sum M of their masses m_k :

$$M = \sum_k m_k, \quad (6)$$

and the sum M' of their reciprocal masses $1/m_k$:

$$\frac{1}{M'} = \sum_k \frac{1}{m_k}.$$

We suppose the total mass of the composite system M_{total} is proportional to this force:

$$M_{total} \propto |F_{total}| = G \frac{MM'}{rr'},$$

Using the unit value for the universal gravitational constant, $G = 1$, and, taking into account the unity of the product of two reciprocal distances, $rr' = 1$, one can estimate masses of the composite particles by




Figure 10: The muon neutrino (left) and the muon (right). The difference between them is the presence of $3Y12Y$ ($e^- \bar{\nu}_e$) in the structure of the muon.

$$M_{total} = MM'$$

(all unit conversion coefficients are assumed to have unit values and are omitted in this formula). In order to underline the structure of M_{total} , we shall also use a notation with the masses of clustered components enclosed in parenthesis:

$$M_{total} = MM' = (m_1, m_2, \dots, m_N) = \frac{m_1 + m_2 + \dots + m_N}{m_1^{-1} + m_2^{-1} + \dots + m_N^{-1}}. \quad (7)$$

Radiative corrections to the masses of the charged particles are calculated as following:

$$m^{rc} = m + s\eta, \quad (8)$$

where m is the original mass of the clustered component (in the units of the preon's mass), m^{rc} is the corrected mass of the component, and η is the radiative correction factor:

$$\eta = \frac{3}{2} \left(\frac{1}{\pi q_e^{rc}} \right)^2. \quad (9)$$

q_e^{rc} is the radiatively corrected electron charge calculated from the recursive expression

$$q_e^{rc} = q_e - q_e^{rc}\eta,$$

and q_e is the original electron charge, expressed in the preon's charge units. For $q_e = 9$ the radiative correction factor (9) is $\eta = 0.0018771$. s is the preon factor for the given clustered component:

$$s = \begin{cases} \frac{N^+}{N^-} q_e, & \text{for the positively charged components, if } Z_{system} > 0 \\ -N^-, & \text{for the negatively charged components, if } Z_{system} < 0. \end{cases}$$

N^+ and N^- are respectively the preon numbers in the positively and negatively charged components of the cluster.

Masses of the fermions calculated with the use of (7) and (8) are summarised in Table 2. As an example, the masses of the muon's components, according to its structure, are: $m_1=48$, $m_2 = 39$, $s = -123$, $m_2^{rc} = 38.769$ (all in the preon mass units) And the muon's mass is

$$m_\mu = (m_1, m_2^{rc}) = \frac{m_1 + m_2^{rc}}{\frac{1}{m_1} + \frac{1}{m_2^{rc}}} = 1860.917594 \text{ (preon mass units)}.$$

For the τ -lepton, according to its structure (Fig.10), $m_1 = 156$, $m_2 = 201$, $s = -201$, $m_2^{rc} = 200.6227$,

$$m_\tau = (m_1, m_2^{rc}) = 31297.1416 \text{ (preon mass units)}.$$

For the proton, positively charged particle consisting of two *up*, one *down* quarks and gluons g_{ij} , masses of its components are $m_u = 78$, $N^+ = 78$, $m_d = 123$, $N^- = 123$ ($m_u^{rc} = 78.0107132$), $m_g = 2m_u + m_d = 279$. The resulting proton mass is

$$m_p = \frac{m_u^{rc} + m_u^{rc} + m_d + m_g}{\frac{1}{m_u^{rc}} + \frac{1}{m_u^{rc}} + \frac{1}{m_d}} = 16525.3575 \text{ (preon mass units)}. \quad (10)$$

Using (10), we can convert m_μ and masses of other particles from the preon mass units into the proton mass units, m_p . These values are given in the fourth column of Table 2. The experimental masses of the particles (also expressed in the units of m_p) are listed in the last column of this table for comparison (they are taken from [Groom, D.E., et al.(Particle Data Group), Eur. Phys. Jour, C15, 1 (2000) and 2001 partial update for edition 2002 (URL:http://pdg.lbl.gov)])

Table 2: Predicted and experimental rest masses of quarks and leptons. Values given in the third column can be converted into the proton mass units dividing them by $m_p = 16525.3575$

Particle and its structure (components)		Number of preons in the components	Predicted masses (preon mass units)	Predicted masses (in m_p)	Experimental masses (in m_p)
First generation					
ν_e	$12\bar{Y}^0$	36	0	0	-
e^-	$3\bar{Y}$	9	9	0.000544618	0.000544617
u	$Y^* \nu_e Y^*$	78	78	0.00472	0.001 to 0.005
d	$u \nu_e e^-$	123	123	0.00743	0.003 to 0.009
Second generation					
ν_μ	$Y^* \nu_e \bar{Y}^*$	114	0	0	-
μ^-	$\nu_\mu + \nu_e e^-$	(48, 39)	1860.9176	0.1126098	0.1126095
c	$Y^{**} + Y^{**}$	(165, 165)	27122.89	1.6415	1.2 to 1.4
s	$c + e^-$	(165, 165, 9)	2745.37	0.16615	0.08 to 0.18
Third generation					
ν_τ	$u \nu_e \bar{u}$	192	0	0	-
τ^-	$\nu_\tau + \nu_\mu \mu^-$	(156, 201)	31297.142	1.89388	1.8939 ± 0.0003
t	$Y^{***} + Y^{***}$	(1767, 1767)	3122289	188.96	185 ± 5
b	$t + \mu^-$	(1767, 1767, 48, 39)	75813.46	4.588	4.2 to 4.7

Table 2 and Fig.9-Fig.13 illustrate family-to-family similarities in the particle structures. For example, in each family, the down-like quark appears as a combination of the up-like quark, with a charged lepton belonging to the lighter family. Charged leptons appear as a combination of the neutrino from the same family with the neutrinos and charged leptons from the lighter family. Ring structures similar to that of the the electron neutrino, may also appear as “heavy neutrinos”, $\nu_h = 12Y^*$. They can further form “ultra-heavy” neutrinos $\nu_{uh} = 3(\bar{Y}^* \nu_h u) e^-$, and so on. The Y^{**} and Y^{***} components of c and t have the following structures: $Y^{**} = u \nu_e u \nu_e e^-$ and $Y^{***} = \nu_{uh} Y$.

1 Conclusions

The model presented here offers a reasonable explanation of the particle masses and obtains concrete results in the form of predicted quantum numbers and masses. Masses of three generations of fermions are calculated without using any experimental input parameters (in this sense our model is self-consistent). The obtained masses agree with experiment to an accuracy of about 0.0002%. Our model can be helpful in the investigation of the early universe. Such things as inflation, dark matter or dark energy might be better understood and explained in the framework of our model.

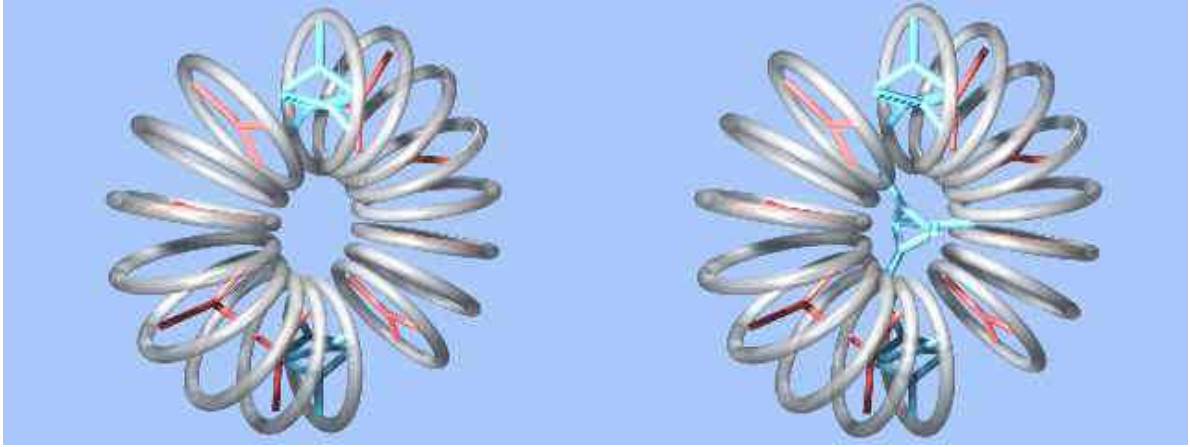


Figure 11: *Charm* and *strange* quarks. The difference between them is the presence of $3Y$ (e^-) in the structure of the *strange* quark.

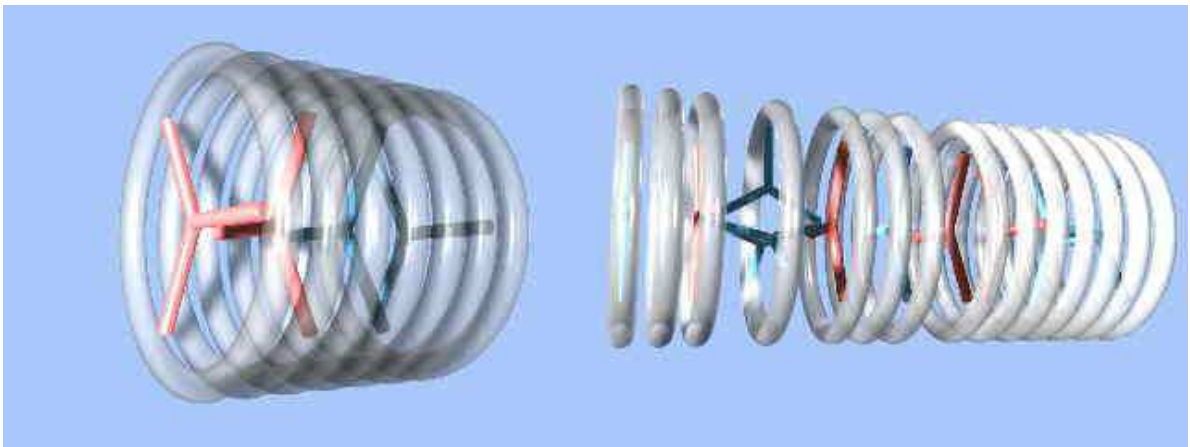


Figure 12: ν_τ and τ leptons. The difference between them is the presence of $(\mu^- \bar{\nu}_\mu)$ in the structure of τ^- .

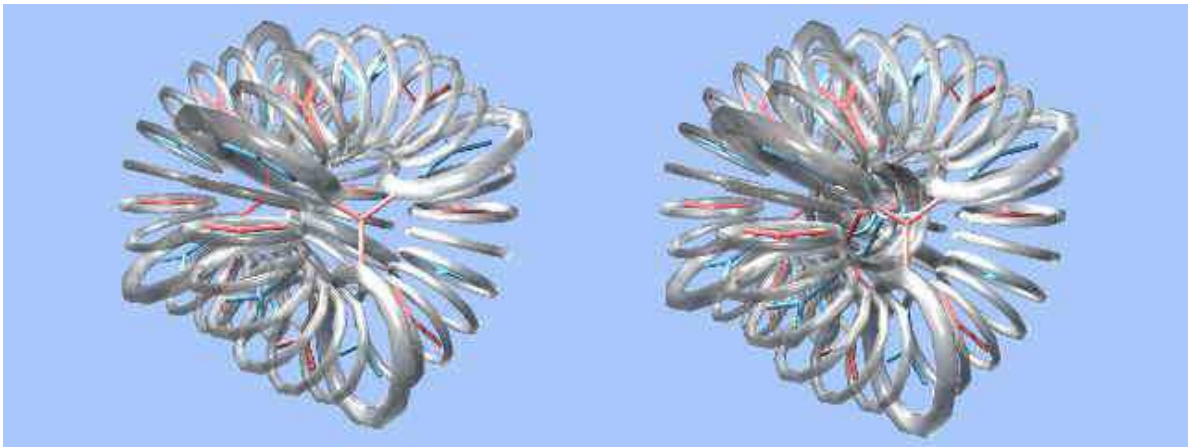


Figure 13: *Top* and *bottom* quarks. The difference between them is due to μ^- in the structure of the *bottom* quark.