

# A new accurate spectral method for solving the Lippman-Schwinger integral equation.

G . H . Rawitscher

Physics Department, University of Connecticut, Storrs, CT 06269-3046

I. Koltracht

Mathematics Department, University of Connecticut, Storrs, CT 06269-3009

(Date text2-13-02; Received textdate; Revised textdate; Accepted textdate; Published textdate)

## Abstract

A new spectral method (S-IEM) for solving the Lippman-Schwinger integral equation is described, and its high accuracy is confirmed for several physical situations, such as, the scattering of an electron from a static hydrogen atom in the presence of exchange, the scattering of two atoms at ultra low temperatures, and barrier penetration in the presence of a resonance for a Morse potential. In all cases the S-IEM achieves accuracies several order of magnitude higher than the methods commonly used for solving the Schrodinger equation.

Even though it is known that the errors which arise in the numerical solution of an integral equation are smaller than the errors in the solution of an equivalent differential equation, it is customary to solve the latter. The reason is that the solution of a differential equation by means of finite difference methods (such as Numerov or Runge-Kutta) can be expressed in terms of a recursion relation between solutions evaluated at previous mesh points which is simple and does not require extensive storage space. By contrast, the discretization of an integral equation leads to large non-sparse matrices, and hence requires large investments of computer time and storage space. Therefore the gain in accuracy of the integral equation formulation is normally offset by a manifold increase in computational time.

A new method for solving the Lippman-Schwinger integral equation, associated with the differential Schrödinger equation, has been developed recently [1] as an extension of a method due to Greengard and Rokhlin [2]. It avoids the above-mentioned drawbacks, and has an accuracy which, for the same number of mesh points, is far superior to the accuracy involved in the finite difference methods for solving either an integral or a differential equation. It is the purpose of this letter to describe this method, to be denoted as S-IEM (for "spectral integral equation method"), and compare it with other methods. In what follows we describe the method for scattering applications, i.e., for positive energy. The case of negative energies can be treated in a similar fashion [3].

For the case of the radial, one-dimensional, Schrödinger equation

$$d^2/dr^2 + k^2 \psi = V \psi \quad (1)$$

an equivalent form of the Lippman-Schwinger integral equation most suitable for the S-IEM method is

$$\psi(r) = \sin(kr) + \int_0^{\infty} G_0(r; r^0) V(r^0) \psi(r^0) dr^0 \quad (2)$$

where  $k$  is the wave number in units of inverse length,  $V$  is the potential in units of inverse length squared which contains the  $L(L+1)/r^2$  singularity, and where  $G_0$  is the undistorted Green's function. In configuration space it has the well known semi-separable form  $G_0 = (1/k) \sin(kr_<) \cos(kr_>)$ : (for negative energies one would have  $(1/k) \sinh(r_<) \exp(-kr_>)$ ).

Our new method has the following features:

a) the largest matrix involved in the calculation is sparse, hence the computational complexity of the S-IEM is comparable to that of the solution of the differential equation. This is

achieved by dividing the radial interval  $0 \leq r \leq T$  into  $M$  partitions (of variable size), and by making use of the semi-separable structure of the Lippman-Schwinger integration kernel

$$K(r; r^0) = G_0(r; r^0) V(r^0)$$

in con guration space. The procedure is as follows: in each partition  $i$ , with  $i = 1; 2; \dots; M$ ; two independent local solutions  $Y_i(r)$  and  $Z_i(r)$  are first obtained by solving the integral equation locally, driven by two different functions,

$$\begin{aligned} (1 - K_i)Y_i &= \sin(kr); \\ (1 - K_i)Z_i &= \cos(kr): \end{aligned} \tag{3}$$

In this step the coefficients of the expansion of the functions  $Y_i(r)$  and  $Z_i(r)$  in terms of the Chebyshev polynomials are obtained with high spectral accuracy by using Chebyshev collocation points in each partition, together with the Curtis-Clenshaw quadrature [4]. It is to be noted that Eqs. (3) are not the inverse of the Schrodinger Eq., otherwise there would be no gain in accuracy in using the integral equation. Further, the inverse of the operator  $(1 - K_i)$  always exists if the partition  $i$  is made small enough, because then the norm of the operator  $K_i$  becomes small in comparison to the unit operator 1. This step is not computationally expensive, because the number of collocation points in each partition is prescribed to be small (16, usually), and hence the matrices involved, although not sparse, are also of small size (like  $16 \times 16$ ). Next the set of coefficients  $A_i$  and  $B_i$  needed in each partition for expressing the global solution  $\psi(r)$  in terms of the local ones,

$$\psi(r) = A_i Y_i(r) + B_i Z_i(r) \tag{4}$$

are calculated. The required matrix  $M$  (of size  $2M \times 2M$  in the case of only one channel) can be large, but it is band limited (i.e., sparse) with a bandwidth equal to twice the number of coupled channels, and does not depend on the number of Chebyshev points in the integration interval [3]. This sparseness property results from the semi-separable nature of the integration kernel  $K$ ; as is shown in Refs. [1], [3]. This part of the procedure also differs substantially from that of Ref. [2]. The relationships between the coefficients  $A$  and  $B$  follow from Eq. (2) according to which  $\psi(r)$  in one partition is related to integrals of  $\psi(r)$  over all the other partitions. The resulting elements of the matrix  $M$  are integrals over products of the known functions  $\sin(kr); \cos(kr); V(r); Y_i(r)$  and  $Z_i(r)$  in each partition,

which can be easily and accurately evaluated in terms of the integral properties of Chebyshev polynomials

b) The scattering boundary conditions can be implemented reliably. This is because the Green's function incorporates the asymptotic boundary conditions automatically. However, implementing the appropriate boundary conditions in the multi-channel case for  $L \neq 0$  requires forming linear combinations of the solutions obtained using  $G_0$ : We show [3] that the desired linear combination can be obtained without appreciable loss of accuracy, since the matrix required in the solution for the coefficients has a condition number not much larger than unity. This means that our various solutions are linearly independent to a high degree, contrary to what can be the case with the solution of differential equations.

c) The method is very economical in the total number of mesh-points required in the interval  $[0; T]$  because in each partition or spectral collocation method uses very few mesh points (like in the case of Gauss-Legendre integration as compared to Simpson's integration), and the required length of each partition can be easily adjusted to optimal size based on the magnitude of the coefficients of the expansion of the functions  $Y$  and  $Z$  into Chebyshev polynomials. When the coefficients of the large order Chebyshev polynomials are less than a prescribed accuracy parameter  $\epsilon$  the length of the partition is adequate, because, due to a mathematical property of spectral expansions [3], the truncation error of the expansion will be less than  $\epsilon$ . If not, the length of the partition is reduced accordingly.

d) The calculation can be distributed onto parallel processors. This is because the functions  $Y$  and  $Z$ , as well as the elements of the matrix  $M$  can be calculated separately for each partition independently of the other ones. This is an important point, since if the number of channels increases, the number of these quantities increases accordingly.

Property c) is important because, due to the small number of total mesh-points, the accumulation of machine round-off errors is correspondingly small. Further, due to the property that integralequations are numerically more stable than differential equations, the accumulation of the inherent round-off error is smaller than for the numerical solution of differential equations. The small accumulation of round-off errors in comparison to a finite difference method is clearly illustrated in Fig. 1 of Ref. [1]. The spectral property that high accuracy is reached very rapidly (in principle faster than any inverse power of the number of mesh-point in a given radial interval) is shown in Fig (1), which compares two different methods for solving the same integral equation for calculating the scattering of an electron

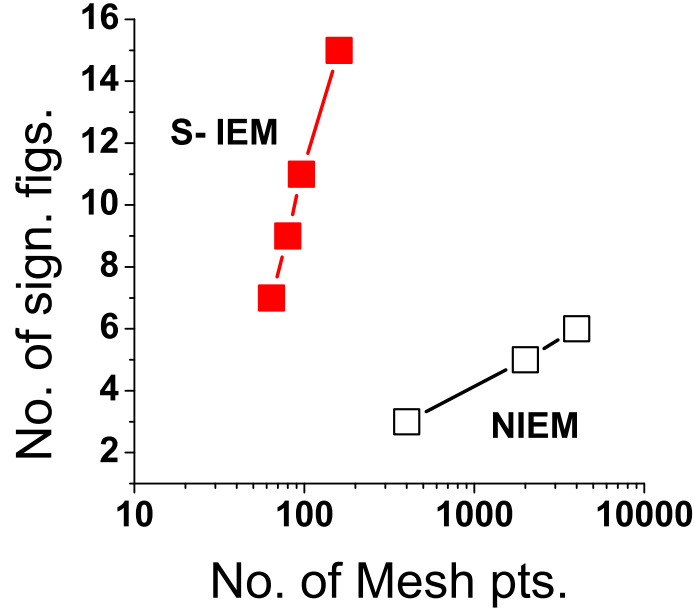


FIG. 1: Comparison of the numerical stability of two methods for calculating the singlet phase shift for electron-hydrogen scattering, as described in the text. The number of significant figures on the y-axis is the number of decimal places for which the result remains the same as the number of meshpoints is increased. S-IEM is the spectral method described in this paper, and NIEM is a non-iterative method of solving the same integral equation carried out by Sam s and Kouri.

from a hydrogen atom. For that purpose the S-IEM was modified [5] so as to include the nonlocal exchange terms required to satisfy the Pauli exclusion principle in the Hartree-Fock formulation. In this test calculation the excited states of the target atom were not included. The  $L = 0$  singlet phase shift was calculated for the incident momentum  $k = 0.2 (a_0)^{-1}$  and  $T = 50 a_0$ : As the number  $M$  of partitions is increased, and accordingly the number of mesh-points  $M = 16$ ; the number of stable significant figures in the phase shift increases very rapidly, illustrating the spectral nature of the S-IEM procedure. By comparison, for a method employing finite difference techniques based on a equi-spaced set of mesh-points, the number of stable significant figures increases much more slowly [5]. This is illustrated by the calculation of Sam s and Kouri [6] for solving a very similar integral equation non-iteratively by means of the NIEM method. References to that method, developed in the sixties, can be found in [5]. The NIEM calculations by the method of Smith and Henry [7] also give an

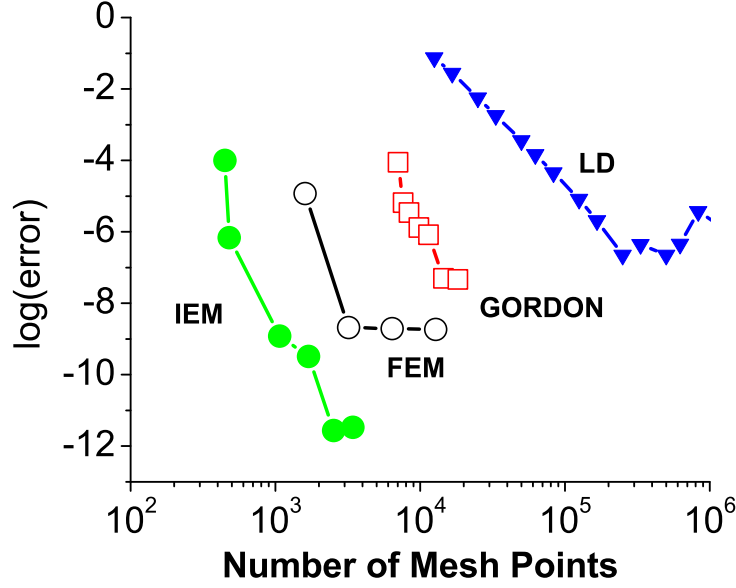


FIG. 2: Comparison of errors for various methods of computation of the  $L = 0$  phase shift for cold atom collision, as a function of the number of mesh points in a fixed radial interval. IEM is the method described here, FEM is a finite element method, Gordon and LD (logarithmic derivative) are two finite difference methods, as explained in the text.

accuracy of approximately five significant figures.

Another example is the scattering of two atoms at ultra-low temperature. At low energies a stable method of calculation is required because the long-range part of the potentials contributes significantly to the phase shift, and many channels may still contribute to the process. A comparison of various methods of calculation for a test case involving two channels, one closed and one open, for  $L = 0$ ; was performed [8], and the results are shown in Fig. 2. In all of these calculations the maximum radius  $T = 500$  atomic units ( $a_0$  or Bohr); the diagonal potentials are of the Lenard Jones form  $C_6=r^6 + C_{12}=r^{12}$ ; and the coupling between the two channels is of an exponential form [8]. At small distances, due to the large depth of the potentials, the wave function oscillates rapidly, and hence it is important to be able to adjust the size of the partitions accordingly. Since no analytical exact comparison values exist, the "error" in the figure is defined as the absolute value of the difference between the result for a given value of the number of mesh points  $N$  and the maximum value of  $N$  employed in the particular method. The FEM method is a finite element method [10] imple-

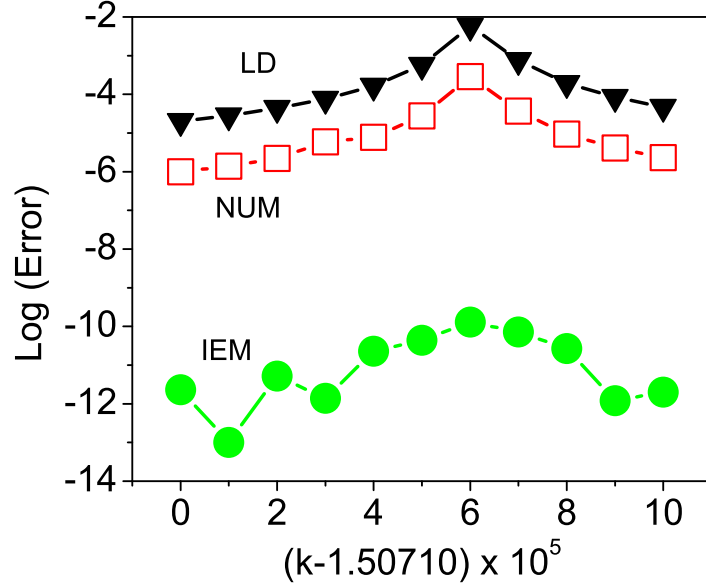


FIG . 3: Numerical error in the phase shift for resonant scattering from a Morse potential with a barrier, as a function of the incident momentum . The error is obtained by comparison with the analytic result, the momentum closest to the resonance occurs for  $k = 1.50716$ :

mented by B.D.Esry and carried out by J.P.Burke , Jr [8]; the Gordon method [11] was implemented by F.E.Mies [8], and LD is a logarithmic derivative method implemented by the code MOLSCAT [9], [12]. For the LD curve the round-off errors apparently overwhelm the truncation errors for a number of mesh points larger than  $2 \times 10^5$  . The S-IEM again shows a rapid improvement of accuracy with the number of mesh-points, and it reaches a somewhat higher stability than the FEM .

Another test of the stability of the S-IEM in a radial domain of negative energy is obtained for the case of barrier penetration . The potential chosen is an "inverted" form of the Morse potential [13] for which analytic results exist for the scattering phase shift [14]. It has a valley near the origin at  $r = 0$  followed by a smooth barrier, a situation which leads to resonances. For resonant energies the wave function in the valley region can become very large if the width of the resonance is sufficiently small, and in the barrier region this wave function decreases as a function of distance, a condition which amplifies the numerical errors, since in the region inside of the barrier the latter tend to increase exponentially. The accuracy of three methods of calculation for a particular resonance which occurs for an incident

momentum  $k$  in the region  $1.5071\text{fm}^{-1} < k < 1.5072\text{fm}^{-1}$  are illustrated in Fig. 3. The parameters of the Morse potential are given in Fig. 10 of Ref. [14], the maximum amplitude of the wave function in the valley region at resonance, near  $k = 1.50716\text{fm}^{-1}$ ; is close to 300 (asymptotically it is equal to 1). The error is defined as the difference between the analytical and the numerical results; the momenta  $k$  on the x-axis are given as the excess over the momentum at the left side of the resonance,  $k = 1.50710\text{fm}^{-1}$ . The IEM curve is obtained with the method described in this paper, NUM is a sixth order Numerov method, also denoted as Milne's method [15], and the LD curve is obtained with the Logarithmic Derivative method, implemented by MOLSCAT [16]. The matching radius for the two finite difference methods, LD and NUM, was set at 50 fm; and the corresponding analytical values were extrapolated analytically from  $T = 1$  to  $T = 50$  fm by a Green's function iteration procedure described in Ref. [8]. For the more precise IEM calculation that extrapolation was not accurate enough, and  $T = 100$  was used instead. The extrapolated analytical values are given in ref. [14].

In summary, a recently developed method for solving the Lippman-Schwinger integral equation is described and compared with methods based on finite difference techniques and a finite element method. It is found that the code MOLSCAT is not designed for obtaining high accuracy, and that the new S-IEM is considerably more stable than finite difference methods, making it a good candidate for performing complex atomic physics calculations in configuration space.

- 
- [1] R. A. Gonzales, J. Eisert, I. Koltracht, M. Neumann and G. Rawitscher, J. of Comput. Phys. 134, 134 (1997);
  - [2] L. Greengard and V. Rokhlin, Commun. Pure Appl. Math. 2, 197 (1991).
  - [3] R. A. Gonzales, S.-Y. Kang, I. Koltracht and G. Rawitscher, J. of Comput. Phys. 153, 160 (1999);
  - [4] C. W. Clenshaw and A. R. Curtis, A method for numerical integration on an automatic computer, Numer. Math. 2, 197 (1960)
  - [5] G. H. Rawitscher, S.-Y. Kang, I. Koltracht, E. Zerrad, K. Zerrad, B. T. Kim, T. Udagawa, A novel method for the solution of the Schrodinger Eq. in the presence of Exchange Terms,



submitted for publication.

- [6] W .N .Sams and D .J.Kouri, J.Chem .Phys. 51, 4809 (1969).
- [7] Ed.R .Smith and R .J.Henry, Phys.Rev.A 7, 1585 (1973) and references therein; R .J.W . Henry, S.P.Rountree and Ed R .Smith, Comp.Phy.Com m ., 23, 233 (1981);
- [8] G .H .Raw itscher, B .D .Esry, E .T iesinga, J.P.Burke, Jr., and I.K oltracht, J of Chem .Phys. 111, 10418 (1999).
- [9] J.M .Hutson, S.G reen, M O LSCAT computer code, version 14 (1994), distributed by Collaborative Computational Project No 6, Engineering and Physical Sciences Research Council, UK .
- [10] E .P.W igner, Phys.Rev. 70, 15 (1946); E .P.W igner and L.Eisenbud, Phys.Rev. 72, 29 (1947); T Teichm an and E .P.W igner, Phys.Rev. 87, 123 (1952); Chris H .G reene, Phys.Rev.A 28, 2209 (1983); H .Le Rouzo and G .Raseev, Phys.Rev.A 29, 1214 (1984); M .Aym ar, Chris H .G reene, and E .Luc-Koenig, Revs.M od.Phys. 68,1016 (1996); J.Shertzer and J.Botero, Phys.Rev.A 49, 3673 (1994).
- [11] R .G .G ordon, J.Chem .Phys. 51, 14 (1969); Methods in Computational Physics, edited by B .J.A lder, S.Fembach, and M .Rosenberg (Academ ic, New York, 1971), Vol10, pp.81-110; F.H .M ies, Phys.Rev.A 7, 957 (1973).
- [12] The authors are thankful to D r. Ionel Sim botin, at the Dept. of Physics, University of Connecticut, for having performed the calculation with the M O LSCAT code.
- [13] A .P.M .M orse, Phys.Rev. 34, 57 (1929).
- [14] G .Raw itscher, C .M erow , M .N guyen, I. Sim botin; Resonances and Quantum Scattering for the Morse Potential as a Barrier, submitted to the Am .J.of Phys.
- [15] Calculation performed by D r.E .Zerrad. at Delaware State University, Dover, DE .
- [16] The authors are thankful to D r.N .Balakrishnan of the Institute for Theoretical and Molecular Physics, at the Harvard-Smithsonian Center for Astrophysics, Cambridge MA 02138, and D r. Ionel Sim botin, at the Dept. of Physics, University of Connecticut, for having performed the calculation with the M O LSCAT code.
- [17] G .H .Raw itscher, S.-Y .K ang, I.K oltracht, Essaid Zerrad, Kam al Zerrad, B .T .K in and T .Udagawa, Comparison of Numerical Methods for the Solution of the Schrodinger Eq. in the Presence of Exchange Terms, submitted for publication.