

Polarizabilities of Germanium Clusters

Jinlan Wang¹, Mingli Yang², Guanghou Wang¹, Jijun Zhao³

¹*National Laboratory of Solid State Microstructures and Department of physics, Nanjin University, Nanjing 210093, P.R. China*

²*Department of Chemistry, Nanjin University, Nanjing 210093, P.R. China*

³*Department of Physics and Astronomy, University of North Carolina at Chapel Hill, Chapel Hill, North Carolina 27599-3255*

Polarizabilities of Ge_n clusters with 2 to 25 atoms are calculated using coupled-perturbation Hartree-Fock (CPHF) and finite field (FF) method within density functional theory. The polarizabilities of the Ge_n clusters increase rapidly in the size range of 2 to 5 atoms and then fluctuate around the bulk value. The polarizabilities are sensitively dependent on the cluster geometries and electronic structures. The large HOMO-LUMO gap may lead to the small polarizability. As compared with the compact structure and diamond structure, the prolate cluster structure corresponds to a larger polarizability.

36.40.-c, 36.40.Cg, 61.46.+w, 71.24.+q

In the past two decades, the structural and electronic properties of semiconductor clusters have been extensively studied because of their fundamental interest and potential application in nanoelectronics¹⁻²⁵. The small semiconductor clusters are well understood up to 10 atoms. But our knowledge for larger clusters is still quite limited. The polarizability is one of the most important quantities of the clusters, which can yield the static dielectric constant in the bulk limit through Clausius-Mosotti relation. On the other hand, the polarizability can provide some information on the bonding and geometrical features of the clusters. Thus, comprehensively understanding of the polarizabilities from theoretical calculations is important in cluster science. The jellium model^{26,27} was successfully applied to study the polarizability of large metallic clusters. But for semiconductor clusters, the bonding and geometrical effects are not incorporated in the jellium model. Alternatively, the *ab initio* calculations based on quantum chemistry methods are needed. There were only few previous *ab initio* calculations on the polarizabilities of the clusters²⁸⁻³³. Especially, for the germanium clusters, there is only one attempt to calculate the polarizabilities and the cluster size is quite limited²⁸.

In our previous studies³⁴, the geometries of Ge_n clusters ($n = 2 - 25$) have been obtained by density functional DMol calculations³⁵ incorporated with a genetic algorithm³⁶⁻³⁸. It was found that the Ge_n clusters follow a prolate growth pattern with $n \geq 13$. The stacked layered structure and the compact structure compete with each other in intermediate size range. Based on the previously optimized low-energy structures, in this paper, we

will study the polarizabilities of these clusters using the analytically coupled-perturbation Hartree-Fock (CPHF) and numerically finite field (FF) methods within density functional theory. We aim to explore the size dependence of the polarizability, the influence of the atomic and electronic structures on the polarizabilities of the Ge_n cluster.

It is well known that electron correlation plays a primary role in determining molecular polarizabilities. DFT treatment has been proven to make significant improvement to Hartree-Fock results in molecular polarizabilities and hyperpolarizabilities calculations^{39,40}. Within DFT framework, B3LYP functional considers the hybrid between the Hartree-Fock exchange and Kohn-Sham orbitals⁴²⁻⁴⁴, while LANL2DZ basis set⁴⁵ can give a good description of the bonding and geometrical features of heavy atoms. Thus, B3LYP/LANL2DZ scheme is expected to well describe the cluster polarizabilities at acceptable computational cost. Here, all these calculations are performed at B3LYP/LANL2DZ level by using Gaussian98 package⁴¹.

The energy in an external electric field can be expanded as

$$E(F) = E(0) - \mu_i F_i - \frac{1}{2} \alpha_{ij} F_i F_j - \dots \quad (1)$$

where $E(0)$ is the energy without the external field, F_i are components of the applied field. The dipole moment μ_i and the polarizability α_{ij} are defined as:

$$\mu_i = - \left(\frac{\partial E}{\partial F_i} \right) \quad (2)$$

and

$$\alpha_{ij} = - \left(\frac{\partial^2 E}{\partial F_i \partial F_j} \right) \quad (i, j = x, y, z) \quad (3)$$

Within Kurtz's finite field method⁴⁶, the dipole moment and polarizability in a uniform field, can be derived from the follow equations.

$$\mu_i F_i = -\frac{2}{3} [E(F_i) - E(-F_i)] - \frac{1}{12} [E(2F_i) - E(-2F_i)] \quad (4)$$

$$\alpha_{ii} F_i = \frac{5}{2} E(0) - \frac{4}{3} [E(F_i) + E(-F_i)] + \frac{1}{12} [E(2F_i) - E(-2F_i)] \quad (5)$$

To calculate of the dipole μ and the polarizability α , at least 13 self-consistent field (SCF) runs are necessary with the field strengths $\pm F_i$ and $\pm 2F_i$ ($i = x, y, z$). One of the most severe problems in finite-field method is the choice of an appropriate field strength⁴⁷. Sim *et al.*⁴⁸ have assessed the numerical accuracy against different field values and concluded that stable linear and nonlinear polarizabilities can be obtained when F equals $0.001 \sim 0.005$ a.u. In this work, the external field is added along x, y, z with the magnitude 0.001 a.u and a tighter SCF convergence criterion of 10^{-9} is adopted.

The measured data in experiments are usually the average polarizabilities, which can be obtained by

$$\langle \alpha \rangle = \frac{1}{3}(\alpha_{xx} + \alpha_{yy} + \alpha_{zz}) \quad (6)$$

The optimized structures for Ge_{11-25} clusters at B3LYP/LANL2DZ level are shown in Fig.1. Similar equilibrium configurations are found by DMol and Gaussian98. Therefore, the details for the structures will not be discussed here.

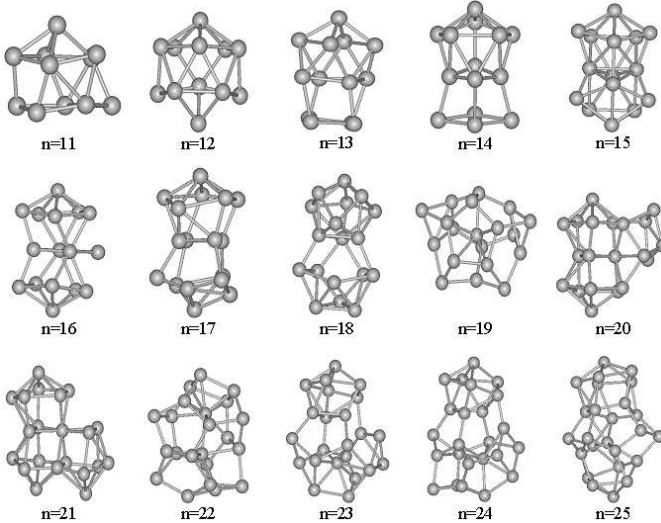


FIG. 1. Lowest energy structures for Ge_n ($n = 11 - 25$) clusters.

Table I. The dipole moments μ (Debyes) , polarizabilities α ($\text{\AA}^3/\text{atom}$) of Si_{2-10} clusters: α^a : present results, α^b : Ref.²⁸, α^c : Ref.³², α^d : Ref.⁴⁹, (in bracket):Ref.²⁸.

n	μ	α^a	α^b	α^c	α^d
2	0(0)	4.97	6.29		
3	0.32(0.33)	4.56	5.22		
4	0(0)	4.48	5.07		
5	0(0)	4.87	4.81		
6	0.01(0.0)	4.62	4.46		
7	0(0)	4.60	4.37		
8	0.23(0.0)	4.83	4.52		
9	0.17(0.36)	4.73	4.38	4.46	3.0
10	0.29(0.69)	4.55	4.31	4.65	5.50

To check the validity of current method, we firstly calculate the dipole polarizability of small silicon clusters. Table I compares our calculations with previous theoretical and experimental results. The current theoretical dipole moments for the clusters Si_{2-7} are in agreement with Vasiliev *et al.*²⁸. But our results for the dipole moment of Si_{8-10} clusters are different due to the substantial difference in geometrical configurations. The present geometric structures for Si clusters are consistent with those obtained by Shvartsburg *et al.* and Li *et al.*^{15,24}. Our calculated polarizabilities seem to be overestimated as compared with Vasiliev *et al.*²⁸, but consistent with Deng *et al.*³². Moreover, the present polarizabilities are sensitively dependent on the cluster size and oscillate with the cluster size. While the polarizabilities in Vasiliev's work tend to decrease with the increase of the size. Experiments show that the polarizabilities fluctuate with the cluster size.

Table II. The dipole moments μ , polarizabilities α ($\text{\AA}^3/\text{atom}$), binding energies E_b (eV), HOMO-LUMO gaps Δ (eV) of Ge_n clusters: μ_{CPHF} (Debyes): CPHF method; μ_{FF} (a.u.): FF method; in bracket: Ref.²⁸.

n	μ_{CPHF} (PRL)	μ_{FF}	α	E_b	Δ
2	0(0)	0	4.10(6.67)	1.69	0.31
3	0.61(0.43)	0.241	5.07(5.89)	2.84	1.32
4	0(0)	0	5.14(5.45)	3.23	1.14
5	0(0)	0	5.52(5.15)	3.32	1.48
6	0.15(0.14)	0	5.36(4.88)	3.41	1.39
7	0(0)	0	5.27(4.70)	3.50	1.36
8	0.55(0)	0.22	5.47(4.99)	3.44	1.10
9	0.12(0.28)	0.05	5.39(4.74)	3.48	1.22
10	0.56(0.68)	0.22	5.17(4.66)	3.59	1.31
11	1.35	0.53	5.24	3.53	0.99
12	1.58	0.62	5.33	3.49	1.05
13	0.82	0.32	5.45	3.57	0.98
14	1.30	0.51	5.41	3.61	1.20
15	0.18	0.07	5.44	3.57	0.80
16	0.74	0.29	5.39	3.61	1.17
17	1.11	0.24	5.52	3.59	0.94
18	0.61	2.75	5.61	3.58	0.90
19	0.46	0.18	5.41	3.63	0.70
20	1.06	0.46	5.51	3.61	0.89
21	1.70	0.67	5.54	3.62	0.94
22	0.51	0.20	5.45	3.63	0.81
23	2.89	1.14	5.62	3.62	0.82
24	2.52	0.99	5.69	3.64	0.62
25	0.52	0.21	5.63	3.61	0.70

Table II gives the dipole moments, average polarizabilities, binding energies and HOMO-LUMO gap as functions of the cluster size. The dipole moments calculated with CPHF method and FF method are compared and agree well with each other. The dipole moment reflects the symmetry of the geometrical structure: the smaller dipole moment corresponds to the higher symmetry. The dipole moments for the clusters with $n = 2, 4, 5, 7$ are nearly zero, corresponding to the high symmetry in these clusters. For Ge_4 , the lowest energy structure is D_{2h} rhombus, while they are trigonal bipyramid with D_{3h} and pentagonal bipyramid (D_{5h}) for Ge_5 and Ge_7 . In the case of Ge_8 , Ge_9 and Ge_{10} , capped pentagonal bipyramid, tricapped trigonal prism and tetracapped trigonal prism have favorable energy, respectively. The dipole moments and the polarizabilities of small Ge clusters are compared with Vasiliev *et al.*²⁸ and our calculations seem to be a little overestimated.

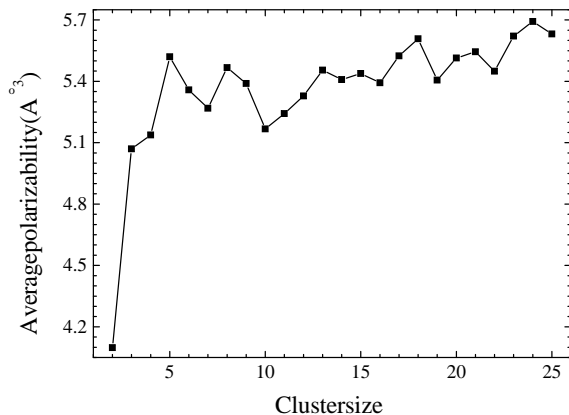


FIG. 2. The polarizabilities of Ge clusters are plotted as a function of the cluster size for Ge_n .

Fig.2 gives the polarizabilities of Ge_n clusters as a function of cluster size. The polarizabilities of small clusters increase rapidly with cluster size in the size range of 2 to 5 atoms. Then, the polarizabilities fluctuate around $\alpha = 5.4\text{\AA}^3/\text{atom}$. In the light of Clausius-Mossotti relation,

$$\alpha = \frac{\epsilon(\omega) - 1}{\epsilon(\omega) + 2} r^3 \quad (7)$$

the polarizability of the bulk Ge is $4.5\text{\AA}^3/\text{atom}$. The present average polarizability of the clusters is larger than that of the bulk. Previous studies have shown that the prolate structure contributes a large polarizability^{30,50}. The prolate configuration is preferred for medium-sized Ge clusters, which occupies larger distortion and lower symmetry in comparison with diamond structure. Thus, the polarizability of the clusters is larger than that of the bulk. It is worthy to note that the present results is quite different from Vasiliev's²⁸. Compared with their method, the present scheme incorporate the electron correlation in the calculation of the polarizability of small clusters.

We further discuss the relationship between the polar-

izability and the electronic structures of clusters. Fig.3 plots the polarizabilities as a function of the HOMO-LUMO (highest occupied molecular orbital (HOMO) and lowest occupied molecular orbital (LUMO)) energy gaps. As shown in Fig.3, the large polarizability generally corresponds to the small HOMO-LUMO gap. The clusters with $n = 8, 11, 13, 15$ have relatively smaller polarizabilities in comparison with their neighboring size. For example, the HOMO-LUMO gap for Ge_8 is 1.10eV and the polarizability is just $5.17\text{\AA}^3/\text{atom}$. The polarizabilities decrease with the increase of the HOMO-LUMO gap except for the clusters Ge_2 , Ge_5 and Ge_{19-22} . This can be easily rationalized using the two-level model^{51,52},

$$\alpha \sim \frac{\mu_t^2}{\Delta_t} \quad (8)$$

where μ_t^2 is the transition dipole moment from the ground state to the first dipole-allowed excited state and Δ_t the corresponding transition energy. Approximately, Δ_t can be replaced with HOMO-LUMO energy gap Δ . From this model, α increases with decreasing Δ , consistent with our calculated trend for most Ge clusters. However, α is not a simply inverse proportion relation to Δ , since the two quantities are dependent each other. Small Δ tends to generate large μ_t^2 . In addition, μ_t^2 depends on some other characters, such as selection rule.

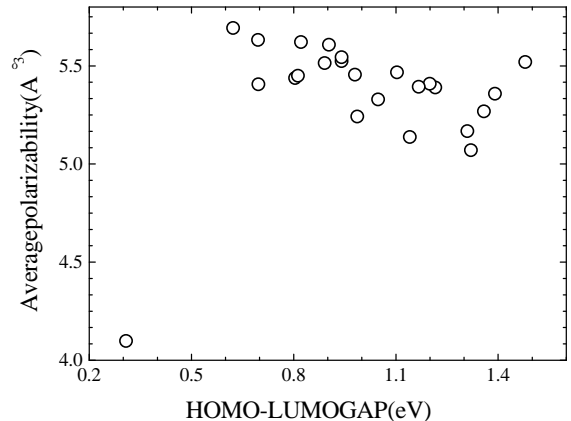


FIG. 3. Polarizabilities of Ge clusters are plotted against the HOMO-LUMO gap.

However, the polarizability of the cluster is not only dependent on HOMO-LUMO gap but also closely related to geometrical characteristics. For example, the HOMO-LUMO gap of Ge_{18} is larger than that of Ge_{19} , while the polarizability of the former is larger than that of the latter. This can be attributed to their structural difference. For Ge_{18} , the optimized structure is two interpenetrate pentagonal connected with a bicapped square antiprism Ge_{10} subunit, while a more compact cage-like geometry is favorable to Ge_{19} . The compact structures have relatively less and shorter bonds, which leads to the valence electrons binding tighter. Thus, a smaller volume is obtained in the compact structure, which causes a smaller polarizability for Ge_{19} . Similarly, the different polariz-

abilities behavior of the clusters with $n = 19 - 22$ can be explained in the light of their respectively geometrical characteristics. For Ge_{20} and Ge_{21} , their optimized structures are stacked layer configurations and have the comparable volume, which leads to their almost same polarizabilities. In the case of Ge_{19} and Ge_{22} , since our calculated lowest energy structures are both near-spherical compact structures, they also have the tantamount polarizability.

In conclusion, we have calculated dipole moments and polarizabilities of Ge_n ($n = 2 - 25$) clusters with both CPHF and FF approaches under B3LYP/LANL2DZ scheme. The main results are summarized as following. (1) The Ge clusters with $n = 2, 4, 5, 7$ have relatively higher symmetry and the dipole moments are nearly zero. (2) The polarizabilities of small clusters increase rapidly in the range of 2 to 5 and fluctuate around $5.4 \text{ \AA}^3/\text{atom}$. Moreover, the polarizabilities of the clusters with $n = 8, 11, 13, 15$ are larger than the neighboring ones. (3) The polarizabilities are closely related to the HOMO-LUMO gaps and the geometrical configurations. The larger the HOMO-LUMO gap, the smaller the polarizability of the Ge clusters. The prolate structures corresponds to relatively large polarizabilities in comparison with the compact structures.

This work is financially supported by the National Natural Science Foundation of China (No.29890210 and 10023001).

-
- ¹ A.Kant and B.H.Strauss, J.Chem.Phys.**45**, 822(1966); J.E.Kingcade, U.V.Choudary, and K.A.Gingerich, Inorg.Chem.**18**, 3094(1979); K.A.Gingerich, I.Shim, S.K.Gupta, and J.E.Kingcade, Surf.Sci. **156**, 495(1985); J.E.Kingcade, H.M.N.Naik, I.Shim, and K.A.Gingerich, J.Phys.Chem.**90**, 2830(1986).
 - ² T.P.Martin and H.Shaber, J.Chem.Phys.**83**, 855(1985).
 - ³ J.C.Phillips, J.Chem.Phys.**85**, 5246(1986).
 - ⁴ W.Schulze, B.Winter and I.Goldenfield, J.Chem.Phys.**87**, 2402(1987).
 - ⁵ J.R.Heath, Y.Liu, S.C.O'Brien, Q.L.Zhang, R.F.Curl, F.K.Tittel, and R.E.Smalley, J.Chem.Phys.**83**, 5520(1985); Q.L.Zhang, Y.Liu, R.F.Curl, K.F.Kittel and R.E.Smalley, J.Chem.Phys.**88**, 1670(1988).
 - ⁶ S. Yoshida, K. Fuke, J. Chem. Phys.**111**, 3880(1999).
 - ⁷ O.Cheshnovsky, S.H.Yang, C.L.Pettiette, M.J.Craycraft, Y.Liu and R.E.Smalley, Chem.Phys.Lett.**138**, 119(1987).
 - ⁸ G.R.Burton, C.Xu, C.C.Arnold, and D.M.Meumark, J.Chem.Phys. **104**, 2757(1996).
 - ⁹ Y. Negishi, H. Kawamata, T. Hayase *et al.*, Chem. Phys. Lett.**269**, 199(1997).
 - ¹⁰ M.F. Jarrold and V.A. Constant. Phys. Rev. Lett.**67**. 2994

- (1991).
- ¹¹ J.M. Hunter *et al.*, Phys. Rev. Lett. **73**, 2063 (1994).
- ¹² I.Rata, A. Alexandre, M.Horoi *et al.* Phys.Rev.Lett. **85**,546(2000).
- ¹³ Computational Material Science, Vol 12, No.3 (1998):special issue on tight-binding molecular dynamics, Edited by L. Colombo.
- ¹⁴ L. Mitas, J. C. Grissman, I. Stich *et al.*, Phys.Rev.Lett. **84**,1479(2000).
- ¹⁵ A.A. Shvartsburg, *et al.*,Phys. Rev. Lett.**83**. 2167 (1999).
- ¹⁶ J. L. Wang, J. J. Zhao, F. Ding *et al.*,Solid State Comm.**117**, 593(2001).
- ¹⁷ J. J. Zhao, J. L. Wang, G. H. Wang, Phys. Lett. **A275**,281(2000).
- ¹⁸ M.Menon, J.Phys.Condens.Matter.**10**,10991 (1998).
- ¹⁹ K.Ralasubramanian, J.Mol.Spectrosc.**139**, 405(1990); D.Dai, K.Sumathi and K.Ralasubramanian, Chem.Phys.Lett.**193**, 251(1992); D.Dai and K.Balasubramanian, J.Chem.Phys.**96**, 8345(1992); J.Chem.Phys.**105**, 5901(1996).
- ²⁰ S.Lanza, S.Millefiorl, A.Millefiorl and M.Dupuls, J.Chem.Soc.Faraday Trans.**89**, 2961(1993).
- ²¹ P. W. Deutsch, L.A. Curtiss, J. P. Blasdeau, Chem. Phys. Lett.**270**, 413(1997).
- ²² E. F. Archibong, A. St-Amant, J. Chem. Phys.**109**, 962(1998).
- ²³ S.Ogut and J.R.Chelikowsky, Phys.Rev.B**55**, 4914(1997).
- ²⁴ B.X.Li, P.L.Cao, Phys. Rev. B **62**, 15788(2000).
- ²⁵ Z.Y.Lu, C.Z.Wang, K.M.Ho, Phys.Rev.B**61**, 2329(2000).
- ²⁶ D.E.Beck, Phys.Rev.B**30**, 6935(1984).
- ²⁷ W.Ekardt, Phys.Rev.Lett.**52**, 1925(1984).
- ²⁸ I.Vasiliev,S. Ögüt, J.R. Chelikowsky, Phys.Rev.Lett.**78**, 4805(1997).
- ²⁹ P.Fuentealba, Y. Simon, J.Phys.Chem.**101**, 4231(1997).
- ³⁰ K.Jackson, M.Pederson, C.Z.Wang, K.M.Ho, Phys.Rev.A**59**, 3685(1999).
- ³¹ I.Vasiliev,S. Ögüt, J.R. Chelikowsky, Phys.Rev.Lett.**82**, 1919(1999).
- ³² K.Deng, J.L. Yang, C.T.Chan, Phys.Rev.A**61**, 025201(2000).
- ³³ P.P. Korambath and S.P. Karna, J.Phys.Chem.A **104**, 4801(2000).
- ³⁴ J. L. Wang, G.H. Wang, J. J. Zhao, Phys. Rev. **B64**, 205411(2001).
- ³⁵ DMol is a density functional theory (DFT) package based atomic basis distributed by MSI. B.Delley, J.Chem.Phys.**92**,508(1990).
- ³⁶ D.M.Deaven, K.M.Ho, Phys.Rev.Lett.**75**, 288(1995).
- ³⁷ J.L. Wang, G.H. Wang, J.J.Zhao, J.Phys.Conden.Matt.**13**, L753(2001).
- ³⁸ J.L.Wang, G.H.Wang, F.Ding, H.Lee, W.F.Shen, J.J.Zhao, Chem.Phys.Lett.**341**, 529(2001).
- ³⁹ N. Matsuzawa, J.Seto, D. A. Dixon, J. Phys. Chem. **A101**, 9391(1997).
- ⁴⁰ E.A. Perpete, B. Champagne, B. Kirtman, Phys. Rev. **B61**,13137(2000).
- ⁴¹ Gaussian 98 (Revision A.1), M. J. Frisch, G. W. Trucks, H. B. Schlegel, G. E. Scuseria, M. A. Robb, J. R. Cheeseman, V. G. Zakrzewski, J. A. Montgomery, R. E. Stratmann, J. C. Burant, S. Dapprich, J. M. Millam, A. D. Daniels, K.

- N. Kudin, M. C. Strain, O. Farkas, J. Tomasi, V. Barone, M. Cossi, R. Cammi, B. Mennucci, C. Pomelli, C. Adamo, S. Clifford, J. Ochterski, G. A. Petersson, P. Y. Ayala, Q. Cui, K. Morokuma, D. K. Malick, A. D. Rabuck, K. Raghavachari, J. B. Foresman, J. Cioslowski, J. V. Ortiz, B. B. Stefanov, G. Liu, A. Liashenko, P. Piskorz, I. Komaromi, R. Gomperts, R. L. Martin, D. J. Fox, T. Keith, M. A. Al-Laham, C. Y. Peng, A. Nanayakkara, C. Gonzalez, M. Challacombe, P. M. W. Gill, B. G. Johnson, W. Chen, M. W. Wong, J. L. Andres, M. Head-Gordon, E. S. Replogle and J. A. Pople, Gaussian, Inc., Pittsburgh PA, 1998.
- ⁴² A. D. Becke, J. Chem. Phys. **98**, 5648 (1993).
- ⁴³ A. D. Becke, Phys.Rev.A **38**, 3098 (1988).
- ⁴⁴ C. Lee, W. Yang and R.G.Parr, Phys.Rev.B**37**, 785(1988).
- ⁴⁵ W. R. Wadt and P. J. Hay, J. Chem. Phys. **82**, 284 (1985).
- ⁴⁶ H.A. Kurtz, J.J.P. Stewart and K.M. Dieter, J.Comput. Chem. **11**, 82(1990).
- ⁴⁷ J. Guan, P.Duffy, J.T.Carter, *et al.*, J.Chem.Phys. **98**, 4753(1993).
- ⁴⁸ F. Sim, S. Chin, M. Dupuis, J. E. Rice, J. Phys. Chem.**97**, 1158(1993).
- ⁴⁹ R. Schäfer, S.Schlecht, J.Woenckhaus, and J.A. Becker, Phys.Rev.Lett. **76**, 471(1996)
- ⁵⁰ J. Guan, M.E. Casida, A.M. Köster, *et al.* Phys.Rev.B **52**, 2184(1995).
- ⁵¹ J. L. Oudar, J. Chem. Phys.**67**, 446 (1977).
- ⁵² M. G. Kuzyk and C. W. Dirk, Phys. Rev. A **41**, 5098(1990)